

MUNICIPIUL FOCSANI

Contul de executie al bugetului institutiilor publice la data de 31.03.2023
sursa de finantare : 02

Cod Indicator	Denumire	Prev. bug. initiale	Prev. bug. trim./def.	Drepturi const. TOTAL	Drepturi const. din anii precedenti	Drepturi const. anul curent	Incasari realizate	Stingeri pe alte cai decat incasari	Drepturi const. de incasat
V	TOTAL VENITURI	673,799,000	201,283,830	175,414,440	47,604,826	127,809,614	113,463,667	429,128	61,521,645
49.90	VENITURI PROPRII	213,885,000	86,874,100	145,071,479	47,604,826	97,466,653	83,120,706	429,128	61,521,645
00.02	I. VENITURI CURENTE	232,116,000	67,837,100	132,892,516	47,604,126	85,288,390	70,954,852	429,128	61,508,536
00.03	A. VENITURI FISCALE	217,044,000	63,837,100	110,818,607	31,939,032	78,879,575	67,399,986	247,820	43,170,801
00.04	A1. IMPOZIT PE VENIT, PROFIT SI CASTIGURI DIN CAPITAL	123,332,000	35,632,100	34,687,474	0	34,687,474	34,687,474	0	0
03.02	Impozit pe venit	441,000	111,000	179,490	0	179,490	179,490	0	0
03.02.18	Impozitul pe veniturile din transferul proprietăților imobiliare din patrimoniul personal	441,000	111,000	179,490	0	179,490	179,490	0	0
00.05	A11. IMPOZIT PE VENIT, PROFIT SI CASTIGURI DIN CAPITAL DE LA PERSOANE JURIDICE	441,000	111,000	179,490	0	179,490	179,490	0	0
00.06	A12. IMPOZIT PE VENIT, PROFIT SI CASTIGURI DIN CAPITAL DE LA PERSOANE FIZICE	122,891,000	35,521,100	34,507,984	0	34,507,984	34,507,984	0	0
04.02	Cote si sume defalcate din impozitul pe venit	122,891,000	35,521,100	34,507,984	0	34,507,984	34,507,984	0	0
04.02.01	Cote defalcate din impozitul pe venit	121,891,000	35,271,100	34,226,099	0	34,226,099	34,226,099	0	0
04.02.04	Sume alocate din cotele defalcate din impozitul pe venit pentru echilibrare	0	0	0	0	0	0	0	0
04.02.05	Sume repartizate din Fondul la dispozitia Consiliului Judetean	1,000,000	250,000	281,885	0	281,885	281,885	0	0
00.09	A3. IMPOZITE SI TAXE PE PROPRIETATE	33,277,000	10,550,000	57,048,359	25,174,275	31,874,084	23,718,791	34,060	33,295,508
07.02	IMPOZITE SI TAXE PE PROPRIETATE	33,277,000	10,550,000	57,048,359	25,174,275	31,874,084	23,718,791	34,060	33,295,508
07.02.01	Impozit pe cladiri	24,954,000	7,600,000	44,475,920	19,656,866	24,819,054	18,233,788	18,701	26,223,431
07.02.01.01	Impozit pe cladiri persoane fizice	8,754,000	4,000,000	12,468,462	3,963,139	8,505,323	6,298,980	18,701	6,150,781
07.02.01.02	Impozit pe cladiri persoane juridice	16,200,000	3,600,000	32,007,458	15,693,727	16,313,731	11,934,808	0	20,072,650
07.02.02	Impozit pe terenuri	6,938,000	2,600,000	11,962,085	5,272,976	6,689,109	5,090,213	15,359	6,856,513
07.02.02.01	Impozit pe terenuri persoane fizice	2,972,000	1,200,000	4,389,503	1,390,696	2,998,807	2,214,702	15,359	2,159,442
07.02.02.02	Impozit pe terenuri persoane juridice	3,661,000	1,200,000	6,902,116	3,526,304	3,375,812	2,653,935	0	4,248,181
07.02.02.03	Impozit pe teren extravilan	305,000	200,000	670,466	355,976	314,490	221,576	0	448,890
07.02.03	Taxe judiciare de timbru, taxe de timbru pentru activitatea notariala si alte taxe de timbru	1,385,000	350,000	610,354	244,433	365,921	394,790	0	215,564
00.10	A4. IMPOZITE SI TAXE PE BUNURI SI SERVICII	59,902,000	17,502,000	18,370,433	6,548,669	11,821,764	8,609,215	213,760	9,547,458
11.02	Sume defalcate din TVA	50,417,000	13,149,000	3,000,000	0	3,000,000	3,000,000	0	0
11.02.02	Sume defalcate din TVA pentru finantarea cheltuielilor descentralizate	48,925,000	12,115,000	3,000,000	0	3,000,000	3,000,000	0	0

11.02.06	Sume defalcate din TVA pentru echilibrarea bugetelor locale	875,000	875,000	0	0	0	0	0	0
11.02.09	Sume defalcate din TVA pentru finantarea invatamantului particular sau confesional acreditat	617,000	159,000	0	0	0	0	0	0
15.02	Taxe pe servicii specifice	42,000	17,000	25,514	5,949	19,565	19,092	0	6,422
15.02.01	Impozit pe spectacole	42,000	17,000	25,514	5,949	19,565	19,092	0	6,422
16.02	Taxe pe utiliz bunurilor, autoriz utiliz bunurilor	9,443,000	4,336,000	15,344,919	6,542,720	8,802,199	5,590,123	213,760	9,541,036
16.02.02	Taxa asupra mijloacelor de transport	7,996,000	3,826,000	14,624,967	6,471,708	8,153,259	4,930,782	213,760	9,480,425
16.02.02.01	Taxa asupra mijloacelor de transport detinute de persoane fizice	5,326,000	2,326,000	10,511,786	4,960,350	5,551,436	3,370,099	188,813	6,952,874
16.02.02.02	Taxa asupra mijloacelor de transport detinute de persoane juridice	2,670,000	1,500,000	4,113,181	1,511,358	2,601,823	1,560,683	24,947	2,527,551
16.02.03	Taxe si tarife pentru elib de licente si autoriz	1,399,000	500,000	712,821	69,226	643,595	652,644	0	60,177
16.02.50	Alte taxe pe utilizarea bunurilor	48,000	10,000	7,131	1,786	5,345	6,697	0	434
00.11	A6. ALTE IMPOZITE SI TAXE FISCALE	533,000	153,000	712,341	216,088	496,253	384,506	0	327,835
18.02	ALTE IMPOZITE SI TAXE FISCALE	533,000	153,000	712,341	216,088	496,253	384,506	0	327,835
18.02.50	Alte impozite si taxe	533,000	153,000	712,341	216,088	496,253	384,506	0	327,835
00.12	C. VENITURI NEFISCALE	15,072,000	4,000,000	22,073,909	15,665,094	6,408,815	3,554,866	181,308	18,337,735
00.13	C1. VENITURI DIN PROPRIETATE	8,130,000	2,101,000	10,160,723	5,539,248	4,621,475	1,563,831	15,464	8,581,428
30.02	Venituri din proprietate	8,127,000	2,100,000	10,155,329	5,539,090	4,616,239	1,562,226	15,464	8,577,639
30.02.05	Venituri din concesiuni si inchirieri	8,127,000	2,100,000	10,155,329	5,539,090	4,616,239	1,562,226	15,464	8,577,639
30.02.05.30	Alte venituri din concesiuni si inchirieri de catre institutiile publice	8,127,000	2,100,000	10,155,329	5,539,090	4,616,239	1,562,226	15,464	8,577,639
31.02	Venituri din dobanzi	3,000	1,000	5,394	158	5,236	1,605	0	3,789
31.02.03	Alte venituri din dobanzi	3,000	1,000	5,394	158	5,236	1,605	0	3,789
00.14	C2. VANZARI DE BUNURI SI SERVICII	6,942,000	1,899,000	11,913,186	10,125,846	1,787,340	1,991,035	165,844	9,756,307
33.02	Venituri din prestari de servicii si alte activitati	1,371,000	339,000	437,465	53,769	383,696	330,569	2,315	104,581
33.02.08	Venituri din prestari de servicii	5,000	2,000	0	0	0	0	0	0
33.02.10	Contributia parintilor sau sustinatorilor legali pentru intretinerea copiilor in crese	122,000	25,000	25,656	0	25,656	25,656	0	0
33.02.12	Contributia persoanelor beneficiare ale cantinelor de ajutor social	45,000	10,000	12,534	0	12,534	12,534	0	0
33.02.13	Contributia de intretinere a persoanelor asistate	1,194,000	300,000	289,299	0	289,299	289,299	0	0
33.02.28	Venituri din recuperarea cheltuielilor de judecata, imputatii si despagubiri	5,000	2,000	109,976	53,769	56,207	3,080	2,315	104,581
35.02	Amenzi, penalitati si confiscari	3,978,000	1,167,000	10,547,820	9,780,156	767,664	1,167,950	163,511	9,216,359
35.02.01	Venituri din amenzi si alte sanctiuni aplicate potrivit dispozitiilor legale	3,211,000	1,000,000	7,127,363	6,535,325	592,038	926,731	151,692	6,048,940
35.02.01.02	Venituri din amenzi si alte sanctiuni aplicate de catre alte institutii de specialitate	3,211,000	1,000,000	7,127,363	6,535,325	592,038	926,731	151,692	6,048,940
35.02.50	Alte amenzi, penalitati si confiscari	767,000	167,000	3,420,457	3,244,831	175,626	241,219	11,819	3,167,419
36.02	Diverse venituri	1,593,000	393,000	927,901	291,921	635,980	492,516	18	435,367
36.02.50	Alte venituri	1,593,000	393,000	927,901	291,921	635,980	492,516	18	435,367

37.02	Transferuri voluntare, altele decat subventiile	0	0	0	0	0	0	0	0
37.02.03	Varsaminte din sectiunea de functionare pentru finantarea sectiunii de dezvoltare a bugetului local	-1,478,000	-1,478,000	0	0	0	0	0	0
37.02.04	Varsaminte din sectiunea de functionare	1,478,000	1,478,000	0	0	0	0	0	0
00.15	II. VENITURI DIN CAPITAL	0	0	178,963	700	178,263	165,854	0	13,109
39.02	Venituri din valorificarea unor bunuri	0	0	178,963	700	178,263	165,854	0	13,109
39.02.01	Venituri din valorificarea unor bunuri ale institutiilor publice	0	0	1,531	0	1,531	1,531	0	0
39.02.03	Venituri din vanzarea locuintelor construite din fondurile statului	0	0	66,422	0	66,422	66,422	0	0
39.02.07	Venituri din vanzarea unor bunuri apartinand domeniului privat	0	0	111,010	700	110,310	97,901	0	13,109
00.16	III. OPERATIUNI FINANCIARE	32,186,000	32,186,000	15,000,000	0	15,000,000	15,000,000	0	0
40.02	Incasari din rambursarea imprumuturilor acordate	32,186,000	32,186,000	15,000,000	0	15,000,000	15,000,000	0	0
40.02.14	Sume din excedentul bugetului local utilizate pentru finantarea cheltuielilor sectiunii de dezvoltare	32,186,000	32,186,000	15,000,000	0	15,000,000	15,000,000	0	0
00.17	IV. SUBVENTII	139,280,000	22,064,000	2,771,476	0	2,771,476	2,771,476	0	0
00.18	SUBVENTII DE LA ALTE NIVELE ALE ADMINISTRATIEI PUBLICE	139,280,000	22,064,000	2,771,476	0	2,771,476	2,771,476	0	0
42.02	Subventii de la bugetul de stat	139,280,000	22,064,000	2,771,476	0	2,771,476	2,771,476	0	0
00.19	A. DE CAPITAL	4,093,000	900,000	892,782	0	892,782	892,782	0	0
42.02.65	Finantarea Programului National de Dezvoltare Locala	4,093,000	900,000	892,782	0	892,782	892,782	0	0
00.20	B. CURENTE	56,791,000	16,687,000	263,469	0	263,469	263,469	0	0
42.02.34	Subventii pentru acordarea ajutorului pentru incalzirea locuintei cu lemne, carbuni, combustibili	350,000	200,000	35,572	0	35,572	35,572	0	0
42.02.41	Subventii din bugetul de stat pentru finantarea sanatatii	8,815,000	2,200,000	0	0	0	0	0	0
42.02.69	Subventii de la bugetul de stat catre bugetele locale necesare sustinerii derularii proiectelor finantate din fonduri externe nerambursabile (FEN) postaderare, aferente perioadei de programare 2014-2020.	47,626,000	14,287,000	227,897	0	227,897	227,897	0	0
42.02.66	Subventii din bugetul de stat alocate conform contractelor incheiate cu directiile de sanatate publica	0	0	1,559,295	0	1,559,295	1,559,295	0	0
42.02.67	Subventii din sume obtinute ?n urma scoaterii la licitatie a certificatelor de emisii de gaze cu efect de sera pentru finantarea proiectelor de investitii	877,000	877,000	0	0	0	0	0	0
42.02.87	Subventii de la bugetul de stat catre bugetele locale pentru Programul national de investitii Anghel Saligny	42,619,000	0	0	0	0	0	0	0
42.02.88	Alocari de sume din PNRR aferente asistentei financiare nerambursabile	34,900,000	3,600,000	0	0	0	0	0	0
42.02.88.01	Fonduri externe nerambursabile	34,900,000	3,600,000	0	0	0	0	0	0
42.02.89	Alocari de sume din PNRR aferente componentei imprumuturi	0	0	55,930	0	55,930	55,930	0	0
42.02.89.01	Fonduri din imprumut rambursabil	0	0	47,000	0	47,000	47,000	0	0
42.02.89.03	Sume aferente TVA	0	0	8,930	0	8,930	8,930	0	0

48.02	Sume primite de la UE/alti donatori in contul platilor efectuate si prefinantari aferente cadrului financiar 2014-2020	270,217,000	79,196,730	24,571,485	0	24,571,485	24,571,485	0	0
48.02.01	Fondul European de Dezvoltare Regionala (FEDR)	268,467,000	78,826,730	23,103,313	0	23,103,313	23,103,313	0	0
48.02.01.01	Sume primite in contul platilor efectuate in anul curent	260,237,000	76,357,730	0	0	0	0	0	0
48.02.01.02	Sume primite in contul platilor efectuate in anii anteriori	8,230,000	2,469,000	106,166	0	106,166	106,166	0	0
48.02.01.03	Prefinantare	0	0	22,997,147	0	22,997,147	22,997,147	0	0
48.02.02	Fondul Social European (FSE)	1,750,000	370,000	1,468,172	0	1,468,172	1,468,172	0	0
48.02.02.01	Sume primite in contul platilor efectuate in anul curent	4,000	4,000	0	0	0	0	0	0
48.02.02.02	Sume primite in contul platilor efectuate in anii anteriori	1,746,000	366,000	1,468,172	0	1,468,172	1,468,172	0	0

PRIMAR,
Cristi Valentin Misajla

DIRECTOR EXECUTIV,
Carmen Grösu

Sef serviciu buget-contabilitate,
Poiana Simona

MUNICIPIUL FOCSANI

Contul de executie al bugetului institutiilor publice la data de 31.03.2023

sursa de finantare : 02

CodIndicator	Denumire	Credite de angajament Initiale	Credite Angajament Trimestriale	Credite bugetare initiale	Credite bugetare trimestriale	Angajamente bugetare	Angajamente legale	Plati efectuate	Angajamente legale de platit	Cheltuieli efective
C	TOTAL CHELTUIELI	678,944,140	678,944,140	673,799,000	201,283,830	243,840,546	242,622,456	65,117,776	177,504,680	65,490,211
50.02	Partea I-a SERVICII PUBLICE GENERALE	53,339,160	53,339,160	45,037,220	11,561,120	13,524,824	12,924,986	8,356,088	4,568,898	8,741,753
51.02	Autoritati publice si actiuni externe	39,460,160	39,460,160	31,973,310	8,673,310	11,180,014	10,580,176	6,011,278	4,568,898	6,403,204
51.02.01	Autoritati executive si legislative	39,460,160	39,460,160	31,973,310	8,673,310	11,180,014	10,580,176	6,011,278	4,568,898	6,403,204
51.02.01.03	Autoritati executive	39,460,160	39,460,160	31,973,310	8,673,310	11,180,014	10,580,176	6,011,278	4,568,898	6,403,204
54.02	Alte servicii publice generale	5,079,000	5,079,000	4,263,910	887,810	667,260	667,260	667,260	0	667,260
54.02.05	Fond de rezerva bugetara la dispozitia autoritatilor locale	963,900	963,900	148,810	148,810	0	0	0	0	0
54.02.10	Servicii publice comunitare de evidenta a persoanelor	4,115,100	4,115,100	4,115,100	739,000	667,260	667,260	667,260	0	667,260
55.02	Dobanzi	8,800,000	8,800,000	8,800,000	2,000,000	1,677,550	1,677,550	1,677,550	0	1,671,289
59.02	Partea a II-a APARARE, ORDINE PUBLICA SI SIGURANTA NATIONALA	9,535,600	9,535,600	9,535,600	2,663,600	2,444,595	2,326,894	2,302,231	24,663	2,335,365
61.02	Ordine publica si siguranta nationala	9,535,600	9,535,600	9,535,600	2,663,600	2,444,595	2,326,894	2,302,231	24,663	2,335,365
61.02.03	Ordine publica	9,113,000	9,113,000	9,113,000	2,469,000	2,244,212	2,244,212	2,244,212	0	2,278,175
61.02.03.04	Politie locala	9,113,000	9,113,000	9,113,000	2,469,000	2,244,212	2,244,212	2,244,212	0	2,278,175
61.02.05	Protectie civila si protectia contra incendiilor (protectie civila nonmilitara)	422,600	422,600	422,600	194,600	200,383	82,682	58,019	24,663	57,190
64.02	Partea a III-a CHELTUIELI SOCIAL-CULTURALE	224,784,000	224,784,000	192,313,950	65,687,720	53,078,790	53,058,355	29,906,450	23,151,905	28,791,968
65.02	Invatamant	115,532,750	115,532,750	84,311,390	29,743,030	29,757,559	29,757,909	10,329,526	19,428,383	8,503,923
65.02.03	Invatamant prescolar si primar	58,793,760	58,793,760	29,784,610	8,828,940	9,474,598	9,474,948	3,169,847	6,305,101	3,019,776
65.02.03.01	Invatamant prescolar	33,088,220	33,088,220	20,901,190	6,146,260	7,329,915	7,329,915	1,521,882	5,808,033	1,018,249
65.02.03.02	Invatamant primar	25,705,540	25,705,540	8,883,420	2,682,680	2,144,683	2,145,033	1,647,965	497,068	2,001,527
65.02.04	Invatamant secundar	48,773,840	48,773,840	49,760,550	19,382,350	18,286,951	18,286,951	7,002,770	11,284,181	5,169,300
65.02.04.02	Invatamant secundar superior	48,773,840	48,773,840	49,760,550	19,382,350	18,286,951	18,286,951	7,002,770	11,284,181	5,169,300
65.02.05	Invatamant postliceal	230,000	230,000	230,000	58,000	29,907	29,907	21,741	8,166	29,907
65.02.11	Servicii auxiliare pentru educatie	727,700	727,700	727,700	257,700	0	0	0	0	61,006
65.02.11.30	Alte servicii auxiliare	727,700	727,700	727,700	257,700	0	0	0	0	61,006
65.02.13	Invatamant anteprescolar	6,798,410	6,798,410	3,599,490	1,050,000	1,923,529	1,923,529	92,594	1,830,935	181,360
65.02.50	Alte cheltuieli in domeniul invatamantului	209,040	209,040	209,040	166,040	42,574	42,574	42,574	0	42,574
66.02	Sanatate	9,395,000	9,395,000	9,395,000	2,547,000	1,787,222	1,787,222	1,634,969	152,253	1,709,028
66.02.08	Servicii de sanatate publica	9,365,000	9,365,000	9,365,000	2,537,000	1,784,416	1,784,416	1,633,115	151,301	1,707,174
66.02.50	Alte cheltuieli in domeniul sanatatii	30,000	30,000	30,000	10,000	2,806	2,806	1,854	952	1,854

66.02.50.50	Alte institutii si actiuni sanitare	30,000	30,000	30,000	10,000	2,806	2,806	1,854	952	1,854
67.02	Cultura, recreere si religie	52,911,650	52,911,650	49,210,080	17,893,240	10,069,689	10,048,904	7,664,332	2,384,572	7,868,328
67.02.03	Servicii culturale	5,922,500	5,922,500	5,922,500	1,615,000	1,373,000	1,373,000	1,373,000	0	1,373,000
67.02.03.04	Institutii publice de spectacole si concerte	3,732,000	3,732,000	3,732,000	1,131,000	889,000	889,000	889,000	0	889,000
67.02.03.06	Case de cultura	2,190,500	2,190,500	2,190,500	484,000	484,000	484,000	484,000	0	484,000
67.02.05	Servicii recreative si sportive	24,408,240	24,408,240	25,927,240	11,143,240	8,371,958	8,371,958	6,232,996	2,138,962	6,436,433
67.02.05.01	Sport	11,265,000	11,265,000	11,265,000	4,538,000	4,491,750	4,491,750	4,491,750	0	4,491,750
67.02.05.02	Tineret	20,000	20,000	20,000	10,000	17,500	17,500	2,346	15,154	8,341
67.02.05.03	Intretinere gradini publice, parcuri, zone verzi, baze sportive si de agrement	13,123,240	13,123,240	14,642,240	6,595,240	3,862,708	3,862,708	1,738,900	2,123,808	1,936,342
67.02.50	Alte servicii en domeniile culturii, recreerii si religiei	22,580,910	22,580,910	17,360,340	5,135,000	324,731	303,946	58,336	245,610	58,895
68.02	Asigurari si asistenta sociala	46,944,600	46,944,600	49,397,480	15,504,450	11,464,320	11,464,320	10,277,623	1,186,697	10,710,689
68.02.04	Asistenta acordata persoanelor in varsta	4,823,090	4,823,090	4,823,090	1,880,090	1,266,680	1,266,680	1,002,977	263,703	1,077,688
68.02.05	Asistenta sociala in caz de boli si invaliditati	30,270,000	30,270,000	30,270,000	8,718,500	7,367,956	7,367,956	7,367,956	0	7,939,838
68.02.05.02	Asistenta sociala in caz de invaliditate	30,270,000	30,270,000	30,270,000	8,718,500	7,367,956	7,367,956	7,367,956	0	7,939,838
68.02.06	Asistenta sociala pentru familie si copii	20,000	20,000	20,000	10,000	2,000	2,000	2,000	0	2,000
68.02.15	Prevenirea excluderii sociale	2,494,000	2,494,000	2,494,000	778,500	481,778	481,778	428,909	52,869	450,447
68.02.15.01	Ajutor social	500,000	500,000	500,000	100,000	55,000	55,000	46,174	8,826	51,756
68.02.15.02	Cantine de ajutor social	1,994,000	1,994,000	1,994,000	678,500	426,778	426,778	382,735	44,043	398,691
68.02.50	Alte cheltuieli in domeniul asigurarilor si asistentei sociale	9,337,510	9,337,510	11,790,390	4,117,360	2,345,906	2,345,906	1,475,781	870,125	1,240,716
68.02.50.50	Alte cheltuieli in domeniul asistentei sociale	9,337,510	9,337,510	11,790,390	4,117,360	2,345,906	2,345,906	1,475,781	870,125	1,240,716
69.02	Partea a IV-a SERVICII SI DEZVOLTARE PUBLICA, LOCUINTE, MEDIU SI APE	131,073,570	131,073,570	98,273,440	30,137,270	24,410,644	24,037,432	8,331,695	15,705,737	12,587,008
70.02	Locuinte, servicii si dezvoltare publica	109,247,000	109,247,000	85,069,910	24,722,740	19,486,693	19,113,481	4,221,229	14,892,252	8,006,249
70.02.03	Locuinte	64,675,110	64,675,110	40,116,070	8,315,000	1,127,377	1,033,313	596,569	436,744	150,103
70.02.03.30	Alte cheltuieli in domeniul locuintelor	64,675,110	64,675,110	40,116,070	8,315,000	1,127,377	1,033,313	596,569	436,744	150,103
70.02.06	Iluminat public si electrificari rurale	12,997,620	12,997,620	26,006,230	7,256,130	13,755,242	13,755,243	600,707	13,154,536	568,110
70.02.07	Alimentare cu gaze naturale in localitati	15,612,950	15,612,950	2,345,000	2,345,000	0	0	0	0	0
70.02.50	Alte servicii en domeniile locuintelor, serviciilor si dezvoltarii comunale	15,961,320	15,961,320	16,602,610	6,806,610	4,604,074	4,324,925	3,023,953	1,300,972	7,288,036
74.02	Protectia mediului	21,826,570	21,826,570	13,203,530	5,414,530	4,923,951	4,923,951	4,110,466	813,485	4,580,759
74.02.05	Salubritate si gestiunea deseurilor	21,606,570	21,606,570	12,983,530	5,354,530	4,923,951	4,923,951	4,110,466	813,485	4,580,759
74.02.05.01	Salubritate	12,489,000	12,489,000	12,783,530	5,154,530	4,923,951	4,923,951	4,110,466	813,485	4,580,759
74.02.05.02	Colectarea, tratarea si distrugerea deseurilor	9,117,570	9,117,570	200,000	200,000	0	0	0	0	0
74.02.06	Canalizarea si tratarea apelor reziduale	220,000	220,000	220,000	60,000	0	0	0	0	0
79.02	Partea a V-a ACTIUNI ECONOMICE	260,211,810	260,211,810	328,638,790	91,234,120	150,381,693	150,274,789	16,221,312	134,053,477	13,034,117

80.02	Actiuni generale economice, comerciale si de munca	5,945,000	5,945,000	5,945,000	1,761,000	1,514,762	1,514,762	1,133,222	381,540	605
80.02.01	Actiuni generale economice si comerciale	5,945,000	5,945,000	5,945,000	1,761,000	1,514,762	1,514,762	1,133,222	381,540	605
80.02.01.30	Alte cheltuieli pentru actiuni generale economice si comerciale	5,945,000	5,945,000	5,945,000	1,761,000	1,514,762	1,514,762	1,133,222	381,540	605
81.02	Combustibili si energie	70,647,610	70,647,610	56,388,210	10,549,000	418,359	418,359	199,399	218,960	8,351,789
81.02.06	Energie termica	70,617,610	70,617,610	56,358,210	10,519,000	397,323	397,323	178,363	218,960	8,327,572
81.02.50	Alte cheltuieli privind combustibili si energia	30,000	30,000	30,000	30,000	21,036	21,036	21,036	0	24,217
84.02	Transporturi	183,619,200	183,619,200	266,305,580	78,924,120	148,448,572	148,341,668	14,888,691	133,452,977	4,681,723
84.02.03	Transport rutier	183,619,200	183,619,200	266,305,580	78,924,120	148,448,572	148,341,668	14,888,691	133,452,977	4,681,723
84.02.03.03	Strazi	60,733,740	60,733,740	135,624,690	41,059,820	64,549,814	64,549,814	12,751,131	51,798,683	1,433,940
84.02.03.02	Transport in comun	122,885,460	122,885,460	130,680,890	37,864,300	83,898,758	83,791,854	2,137,560	81,654,294	3,247,783


PRIMAR,
Cristi Valentin Misaila



DIRECTOR EXECUTIV,
Carmen Grosu



Sef serviciu buget-contabilitate,
Poiana Simona



MUNICIPIUL FOCSANI


Contul de executie al bugetului institutiilor publice la data de 31.03.2023
sursa de finantare : 02

Capitol 51.02

CodIndicator	Denumire	Credite de angajament Initiale	Credite Angajament Trimestriale	Credite bugetare initiale	Credite bugetare trimestriale	Angajamente bugetare	Angajamente legale	Plati efectuate	Angajamente legale de platit	Cheltuieli efective
00	TOTAL CHELTUIELI	39,460,160	39,460,160	31,973,310	8,673,310	11,180,014	10,580,176	6,011,278	4,568,898	6,403,204
01	CHELTUIELI CURENTE	39,076,160	39,076,160	31,485,530	8,185,530	10,904,803	10,310,965	6,121,522	4,189,443	6,238,939
10	TITLUL I CHELTUIELI DE PERSONAL	23,162,000	23,162,000	23,162,000	6,307,000	7,306,735	7,306,735	5,418,053	1,888,682	5,431,886
10.01	Cheltuieli salariale in bani	22,652,000	22,652,000	22,652,000	5,797,000	7,149,113	7,149,113	5,301,236	1,847,877	5,313,143
10.01.01	Salarii de baza	18,036,000	18,036,000	18,036,000	4,600,000	5,660,114	5,660,114	4,230,909	1,429,205	4,256,268
10.01.05	Sporuri pentru conditii de munca	1,205,000	1,205,000	1,205,000	300,000	335,706	335,706	248,998	86,708	253,868
10.01.06	Alte sporuri	84,000	84,000	84,000	21,000	27,145	27,145	20,252	6,893	20,568
10.01.12	Indemnizatii platite unor persoane din afara unitatii	427,000	427,000	427,000	110,000	143,222	143,222	107,654	35,568	106,704
10.01.13	Indemnizatii de delegare	2,000	2,000	2,000	2,000	440	440	240	200	240
10.01.17	Indemnizatie de hrana	654,000	654,000	654,000	164,000	182,708	182,708	135,631	47,077	137,931
10.01.30	Alte drepturi salariale in bani	2,244,000	2,244,000	2,244,000	600,000	799,778	799,778	557,552	242,226	537,564
10.03	Contributii	510,000	510,000	510,000	510,000	157,622	157,622	116,817	40,805	118,743
10.03.07	Contributii la Fd. de garantare a creantelor salariale	510,000	510,000	510,000	510,000	157,622	157,622	116,817	40,805	118,743
20	TITLUL II BUNURI SI SERVICII	4,930,000	4,930,000	4,930,000	1,090,000	3,482,440	2,888,602	629,374	2,259,228	644,204
20.01	Bunuri si servicii	4,269,000	4,269,000	4,269,000	876,000	3,201,853	2,623,962	581,665	2,042,297	595,383
20.01.01	Furnituri de birou	140,000	140,000	140,000	40,000	35,117	0	0	0	39,191
20.01.02	Materiale pentru curatenie	10,000	10,000	10,000	2,000	0	0	0	0	0
20.01.03	Incalzit, Iluminat si forta motrica	374,000	374,000	374,000	144,000	107,232	107,232	107,232	0	83,233
20.01.03.01	-incalzire-sistem centralizat (ENET)	190,000	190,000	190,000	110,000	107,232	107,232	107,232	0	83,233
20.01.03.02	-incalzire cu gaze (Distrigaz)	10,000	10,000	10,000	10,000	0	0	0	0	0
20.01.03.04	- energie electrica (ELECTRICA)	174,000	174,000	174,000	24,000	0	0	0	0	0
20.01.04	Apa, canal si salubritate	40,000	40,000	40,000	10,000	9,702	9,702	9,702	0	8,167
20.01.05	Carburanti si lubrifianti	40,000	40,000	40,000	0	0	0	0	0	7,100
20.01.06	Piese de schimb	5,000	5,000	5,000	0	0	0	0	0	0
20.01.08	Posta, telecomunicatii, radio, tv, internet	300,000	300,000	300,000	100,000	295,781	295,781	46,663	249,118	30,907
20.01.09	Materiale si prestari de servicii cu caracter functional	190,000	190,000	190,000	130,000	188,090	88,090	88,090	0	81,919
20.01.30	Alte bunuri si servicii pentru intretinere si functionare	3,170,000	3,170,000	3,170,000	450,000	2,565,931	2,123,157	329,978	1,793,179	344,866
20.02	Reparatii curente	21,000	21,000	21,000	0	0	0	0	0	0
20.04	Medicamente si materiale sanitare	40,000	40,000	40,000	10,000	0	0	0	0	0
20.04.02	Materiale sanitare	30,000	30,000	30,000	5,000	0	0	0	0	0
20.04.04	Dezinfectanti	10,000	10,000	10,000	5,000	0	0	0	0	0
20.05	Bunuri de natura obiectelor de inventar	80,000	80,000	80,000	20,000	0	0	0	0	0
20.05.30	Alte obiecte de inventar	80,000	80,000	80,000	20,000	0	0	0	0	0

20.06	Deplasari, detasari, transferari	14,000	14,000	14,000	4,000	3,223	2,533	2,315	218	2,315
20.06.01	Deplasari interne, detasari, transferari	14,000	14,000	14,000	4,000	3,223	2,533	2,315	218	2,315
20.11	Carti, publicatii si materiale documentare	10,000	10,000	10,000	8,000	7,777	3,850	3,850	0	3,850
20.12	Consultanta si expertiza	180,000	180,000	180,000	30,000	36,808	36,808	23,542	13,266	21,286
20.13	Pregatire profesionala	10,000	10,000	10,000	0	3,110	0	0	0	0
20.14	Protectia muncii	1,000	1,000	1,000	0	0	0	0	0	0
20.30	Alte cheltuieli	305,000	305,000	305,000	142,000	229,669	221,449	18,002	203,447	21,370
20.30.01	Reclama si publicitate	250,000	250,000	250,000	130,000	221,314	220,914	17,467	203,447	17,467
20.30.02	Protocol si reprezentare	20,000	20,000	20,000	5,000	8,355	535	535	0	535
20.30.03	Prime de asigurare non-viata	35,000	35,000	35,000	7,000	0	0	0	0	3,368
55	TITLUL VII ALTE TRANSFERURI	65,000	65,000	65,000	50,000	49,679	49,679	49,679	0	49,679
55.01	A. Transferuri interne.	65,000	65,000	65,000	50,000	49,679	49,679	49,679	0	49,679
55.01.18	Alte transferuri curente interne	65,000	65,000	65,000	50,000	49,679	49,679	49,679	0	49,679
58	TITLUL X PROIECTE CU FINANTARE DIN FONDURI EXTERNE NERAMBURSABILE AFERENTE CADRULUI FINANCIAR 2014-2020	103,030	103,030	208,530	208,530	41,533	41,533	0	41,533	88,754
58.02	Programe din Fondul Social European (FSE)	103,030	103,030	208,530	208,530	41,533	41,533	0	41,533	88,754
58.02.01	Finantarea nationala	15,460	15,460	31,280	31,280	6,231	6,231	0	6,231	13,313
58.02.02	Finantarea externa nerambursabila	87,570	87,570	177,250	177,250	35,302	35,302	0	35,302	75,441
59	TITLUL XI ALTE CHELTUIELI	120,000	120,000	120,000	30,000	24,416	24,416	24,416	0	24,416
59.40	Sume persoane cu handicap neincadrate	120,000	120,000	120,000	30,000	24,416	24,416	24,416	0	24,416
60	TITLUL XII Proiecte cu finantare din sumele reprezentand asistenta financiara nerambursabila aferenta PNRR	10,696,130	10,696,130	3,000,000	500,000	0	0	0	0	0
60.01	Fonduri europene nerambursabile	10,696,130	10,696,130	3,000,000	500,000	0	0	0	0	0
70	70. CHELTUIELI DE CAPITAL (70=71+72)	384,000	384,000	487,780	487,780	385,455	379,455	0	379,455	164,265
71	TITLUL XV ACTIVE NEFINANCIARE	384,000	384,000	487,780	487,780	385,455	379,455	0	379,455	164,265
71.01	Active fixe (inclusiv reparatii capitale)	384,000	384,000	487,780	487,780	385,455	379,455	0	379,455	164,265
71.01.02	Masini, echipamente si mijloace de transport	324,000	324,000	354,000	354,000	311,675	305,675	0	305,675	0
71.01.30	Alte active fixe (iunclusiv reparatii capitale)	60,000	60,000	133,780	133,780	73,780	73,780	0	73,780	164,265
85	TITLUL XXI PLATI EFECTUATE IN ANII PRECEDENTI SI RECUPERATE IN ANUL CURENT	0	0	0	0	-110,244	-110,244	-110,244	0	0
85.01	Plati efectuate in anii precedenti si recuperate in anul curent	0	0	0	0	-110,244	-110,244	-110,244	0	0
85.01.01	Plati efectuate in anii precedenti si recuperate in anul curent in sectiunea de functionare a bugetului local	0	0	0	0	-110,244	-110,244	-110,244	0	0

PRIMAR,
Cristi Valentin Misaila



DIRECTOR EXECUTIV,
Carmen Grosu

Sef serviciu buget-contabilitate,
Poiana Simona



MUNICIPIUL FOCSANI

Contul de executie al bugetului institutiilor publice la data de 31.03.2023

sursa de finantare : 02

Capitol 54.02

CodIndicat or	Denumire	Credite de angajament Initiale	Credite Angajament Trimestriale	Credite bugetare initiale	Credite bugetare trimestriale	Angajamente bugetare	Angajamente legale	Plati efectuate	Angajamente legale de platit	Cheltuieli efective
00	TOTAL CHELTUIELI	5,079,000	5,079,000	4,263,910	887,810	667,260	667,260	667,260	0	667,260
01	CHELTUIELI CURENTE	5,079,000	5,079,000	4,263,910	887,810	667,260	667,260	667,260	0	667,260
50	TITLUL V FONDURI DE REZERVA	963,900	963,900	148,810	148,810	0	0	0	0	0
50.04	Fond de rezerva bugetara la dispozitia autoritatilor locale	963,900	963,900	148,810	148,810	0	0	0	0	0
51	TITLUL VI TRANSFERURI INTRE UNITATI ALE ADMINISTRATIEI PUBLICE	4,115,100	4,115,100	4,115,100	739,000	667,260	667,260	667,260	0	667,260
51.01	Transferuri curente	2,847,000	2,847,000	2,847,000	728,900	657,160	657,160	657,160	0	657,160
51.01.01	Transferuri catre institutii publice	2,847,000	2,847,000	2,847,000	728,900	657,160	657,160	657,160	0	657,160
51.02	Transferuri de capital	1,268,100	1,268,100	1,268,100	10,100	10,100	10,100	10,100	0	10,100
51.02.29	Alte transferuri de capital catre institutii publice	1,268,100	1,268,100	1,268,100	10,100	10,100	10,100	10,100	0	10,100

PRIMAR,
Cristi Valentin Misaila



DIRECTOR EXECUTIV,
Carmen Grosu

Sef serviciu buget-contabilitate,
Poieana Simona





MUNICIPIUL FOCSANI

Contul de executie al bugetului institutiilor publice la data de 31.03.2023
sursa de finantare : 02

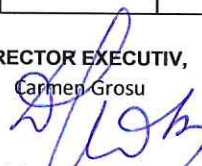
Capitol 55.02

CodIndicator	Denumire	Credite de angajament Initale	Credite Angajament Trimestriale	Credite bugetare initiale	Credite bugetare trimestriale	Angajamente bugetare	Angajamente legale	Plati efectuate	Angajamente legale de platit	Cheltuieli efective
00	TOTAL CHELTUIELI	8,800,000	8,800,000	8,800,000	2,000,000	1,677,550	1,677,550	1,677,550	0	1,671,289
01	CHELTUIELI CURENTE	8,800,000	8,800,000	8,800,000	2,000,000	1,677,550	1,677,550	1,677,550	0	1,671,289
30	TITLUL III DOBANZI	8,800,000	8,800,000	8,800,000	2,000,000	1,677,550	1,677,550	1,677,550	0	1,671,289
30.01	Dobanzi aferente datoriei publice interne	8,800,000	8,800,000	8,800,000	2,000,000	1,677,550	1,677,550	1,677,550	0	1,671,289
30.01.01	Dobanzi aferente datoriei publice interne directe	8,800,000	8,800,000	8,800,000	2,000,000	1,677,550	1,677,550	1,677,550	0	1,671,289

PRIMAR,
Cristi Valentin Misaila



DIRECTOR EXECUTIV,
Carmen Grosu



Sef serviciu buget-contabilitate,
Poiana Simona



MUNICIPIUL FOCSANI

Contul de executie al bugetului institutiilor publice la data de 31.03.2023

sursa de finantare : 02

Capitol 61.02

CodIndicator	Denumire	Credite de angajament initiale	Credite Angajament Trimestriale	Credite bugetare initiale	Credite bugetare trimestriale	Angajamente bugetare	Angajamente legale	Plati efectuate	Angajamente legale de platit	Cheltuieli efective
00	TOTAL CHELTUIELI	9,535,600	9,535,600	9,535,600	2,663,600	2,444,595	2,326,894	2,302,231	24,663	2,335,365
01	CHELTUIELI CURENTE	9,451,000	9,451,000	9,451,000	2,579,000	2,364,009	2,330,908	2,306,245	24,663	2,318,425
10	TITLUL I CHELTUIELI DE PERSONAL	8,896,000	8,896,000	8,896,000	2,303,000	2,202,673	2,202,673	2,191,909	10,764	2,167,219
10.01	Cheltuieli salariale in bani	7,660,000	7,660,000	7,660,000	1,987,000	1,931,627	1,931,627	1,921,100	10,527	1,897,618
10.01.01	Salarii de baza	7,404,000	7,404,000	7,404,000	1,917,000	1,865,028	1,865,028	1,855,338	9,690	1,842,445
10.01.05	Sporuri pentru conditii de munca	233,000	233,000	233,000	62,000	59,705	59,705	59,140	565	48,591
10.01.06	Alte sporuri	15,000	15,000	15,000	4,000	3,597	3,597	3,597	0	3,597
10.01.17	Indemnizatie de hrana	5,000	5,000	5,000	1,000	1,053	1,053	781	272	741
10.01.30	Alte drepturi salariale in bani	3,000	3,000	3,000	3,000	2,244	2,244	2,244	0	2,244
10.02	Cheltuieli salariale in natura	1,060,000	1,060,000	1,060,000	270,000	228,075	228,075	228,075	0	226,956
10.02.02	Norme de hrana	1,060,000	1,060,000	1,060,000	270,000	228,075	228,075	228,075	0	226,956
10.03	Contributii	176,000	176,000	176,000	46,000	42,971	42,971	42,734	237	42,645
10.03.07	Contributia asiguratorie pentru munca	176,000	176,000	176,000	46,000	42,971	42,971	42,734	237	42,645
20	TITLUL II BUNURI SI SERVICII	465,000	465,000	465,000	186,000	134,558	101,457	87,558	13,899	123,126
20.01	Bunuri si servicii	373,000	373,000	373,000	145,000	119,186	86,085	80,786	5,299	107,395
20.01.01	Furnituri de birou	8,000	8,000	8,000	4,000	0	0	0	0	1,380
20.01.02	Materiale pentru curatenie	1,000	1,000	1,000	1,000	0	0	0	0	0
20.01.03	Incalzit, Iluminat si forta motrica	89,000	89,000	89,000	54,000	51,126	51,126	47,969	3,157	51,126
20.01.03.01	-incalzire-sistem centralizat (ENET)	47,200	47,200	47,200	42,200	41,349	41,349	38,192	3,157	41,349
20.01.03.04	- energie electrica (ELECTRICA)	41,800	41,800	41,800	11,800	9,777	9,777	9,777	0	9,777
20.01.04	Apa, canal si salubritate	10,000	10,000	10,000	6,000	3,107	3,107	3,107	0	3,107
20.01.05	Carburanti si lubrifianti	45,000	45,000	45,000	0	0	0	0	0	21,975
20.01.06	Piese de schimb	7,000	7,000	7,000	7,000	0	0	0	0	0
20.01.08	Posta, telecomunicatii, radio, tv, internet	25,000	25,000	25,000	6,000	4,544	4,544	4,544	0	5,593
20.01.09	Materiale si prestari de servicii cu caracter functional	148,000	148,000	148,000	52,000	45,817	12,716	10,574	2,142	9,622
20.01.30	Alte bunuri si servicii pentru intretinere si functionare	40,000	40,000	40,000	15,000	14,592	14,592	14,592	0	14,592
20.02	Reparatii curente	3,000	3,000	3,000	3,000	0	0	0	0	0
20.04	Medicamente si materiale sanitare	10,000	10,000	10,000	10,000	0	0	0	0	0
20.04.02	Materiale sanitare	5,000	5,000	5,000	5,000	0	0	0	0	0
20.04.04	Dezinfectanti	5,000	5,000	5,000	5,000	0	0	0	0	0
20.05	Bunuri de natura obiectelor de inventar	11,000	11,000	11,000	6,000	0	0	0	0	0
20.05.30	Alte obiecte de inventar	11,000	11,000	11,000	6,000	0	0	0	0	0

20.11	Carti, publicatii si materiale documentare	2,000	2,000	2,000	2,000	0	0	0	0	364
20.13	Pregatire profesionala	2,000	2,000	2,000	2,000	0	0	0	0	0
20.14	Protectia muncii	25,000	25,000	25,000	2,000	1,990	1,990	1,990	0	1,990
20.30	Alte cheltuieli	39,000	39,000	39,000	16,000	13,382	13,382	4,782	8,600	13,377
20.30.03	Prime de asigurare non-viata	27,500	27,500	27,500	12,500	2,202	2,202	2,202	0	11,657
20.30.04	Chirii	11,500	11,500	11,500	3,500	11,180	11,180	2,580	8,600	1,720
59	TITLUL XI ALTE CHELTUIELI	90,000	90,000	90,000	90,000	26,778	26,778	26,778	0	28,080
59.40	Sume aferente persoanelor cu handicap neincadrate	90,000	90,000	90,000	90,000	26,778	26,778	26,778	0	28,080
70	70. CHELTUIELI DE CAPITAL (70=71+72)	84,600	84,600	84,600	84,600	84,600	0	0	0	16,940
71	TITLUL XV ACTIVE NEFINANCIARE	84,600	84,600	84,600	84,600	84,600	0	0	0	16,940
71.01	Active fixe (inclusiv reparatii capitale)	84,600	84,600	84,600	84,600	84,600	0	0	0	16,940
71.01.02	Masini, echipamente si mijloace de transport	84,600	84,600	84,600	84,600	84,600	0	0	0	13,336
71.01.03	Mobilier, aparatura birotica si alte active corporale	0	0	0	0	0	0	0	0	3,260
71.01.30	Alte active fixe (inclusiv reparatii capitale)	0	0	0	0	0	0	0	0	344
85	TITLUL XXI PLATI EFECTUATE IN ANII PRECEDENTI SI RECUPERATE IN ANUL CURENT	0	0	0	0	-4,014	-4,014	-4,014	0	0
85.01	Plati efectuate in anii precedenti si recuperate in anul curent	0	0	0	0	-4,014	-4,014	-4,014	0	0
85.01.01	Plati efectuate in anii precedenti si recuperate in anul curent in sectiunea de functionare a bugetului local	0	0	0	0	-4,014	-4,014	-4,014	0	0

PRIMAR,
Cristi Valentin Misaila



DIRECTOR EXECUTIV,
Carmen Grosu

Sef serviciu buget-contabilitate,
Poiana Simona




MUNICIPIUL FOCSANI

Contul de executie al bugetului institutiilor publice la data de 31.03.2023

sursa de finantare : 02

Capitol 65.02

CodIndicator	Denumire	Credite de angajament Initiale	Credite Angajament Trimestriale	Credite bugetare initiale	Credite bugetare trimestriale	Angajamente bugetare	Angajamente legale	Plati efectuate	Angajamente legale de platit	Cheltuieli efective
00	TOTAL CHELTUIELI	115,532,750	115,532,750	84,311,390	29,743,030	29,757,559	29,757,909	10,329,526	19,428,383	8,503,923
01	CHELTUIELI CURENTE	112,480,420	112,480,420	83,216,800	29,244,430	29,340,441	29,340,791	10,329,633	19,011,158	7,736,848
10	TITLUL I CHELTUIELI DE PERSONAL	682,000	682,000	682,000	172,000	31,816	31,816	31,816	0	51,256
10.01	Cheltuieli salariale in bani	667,000	667,000	667,000	167,000	31,816	31,816	31,816	0	51,256
10.01.01	Salarii de baza	364,000	364,000	364,000	91,000	-3,288	-3,288	-3,288	0	14,331
10.01.05	Sporuri pentru conditii de munca	140,000	140,000	140,000	35,000	0	0	0	0	0
10.01.06	Alte sporuri	0	0	0	0	0	0	0	0	0
10.01.10	Fond pentru posturi ocupate prin cumul	0	0	0	0	0	0	0	0	0
10.01.11	Fond aferent platii cu ora	0	0	0	0	0	0	0	0	0
10.01.17	Indemnizatie de hrana	163,000	163,000	163,000	41,000	35,104	35,104	35,104	0	36,925
10.01.30	Alte drepturi salariale in bani	0	0	0	0	0	0	0	0	0
10.03	Contributii	15,000	15,000	15,000	5,000	0	0	0	0	0
10.03.01	Contributii de asigurari sociale de stat	0	0	0	0	0	0	0	0	0
10.03.02	Contributii de asigurari de somaj	0	0	0	0	0	0	0	0	0
10.03.03	Contributii de asigurari sociale de sanatate	0	0	0	0	0	0	0	0	0
10.03.04	Contributii de asigurari pentru accidente de munca si boli profesionale	0	0	0	0	0	0	0	0	0
10.03.06	Contributii pentru concedii si indemnizatii	0	0	0	0	0	0	0	0	0
10.03.07	Contributii la Fd. de garantare a creantelor salariale	15,000	15,000	15,000	5,000	0	0	0	0	0
20	TITLUL II BUNURI SI SERVICII	22,716,100	22,716,100	22,716,100	6,790,690	4,832,971	4,833,321	4,333,687	499,634	5,373,897
20.01	Bunuri si servicii	13,806,350	13,806,350	13,806,350	5,135,640	4,496,369	4,496,719	4,038,240	458,479	4,637,672
20.01.01	Furnituri de birou	152,600	152,600	152,600	37,690	15,302	15,302	13,169	2,133	22,313
20.01.02	Materialie pentru curatenie	489,900	489,900	489,900	104,500	38,786	38,786	36,653	2,133	103,111
20.01.03	Incalzit, iluminat si forta motrica	7,520,700	7,520,700	7,520,700	3,604,630	3,517,067	3,517,067	3,105,929	411,138	3,529,992
20.01.03.01	-incalzire-sistem centralizat (ENET)	4,940,700	4,940,700	4,940,700	2,694,800	2,830,724	2,830,724	2,468,556	362,168	2,827,592
20.01.03.02	-incalzire cu gaze (Distrigaz)	876,000	876,000	876,000	385,000	341,544	341,544	306,601	34,943	345,784
20.01.03.03	-incalzire cu combustibil solid	4,000	4,000	4,000	2,000	0	0	0	0	0
20.01.03.04	- energie electrica (ELECTRICA)	1,700,000	1,700,000	1,700,000	522,830	344,799	344,799	330,772	14,027	356,616
20.01.04	Apa, canal si salubritate	1,366,800	1,366,800	1,366,800	362,300	326,391	326,391	311,865	14,526	329,648
20.01.05	Carburanti si lubrifianti	89,600	89,600	89,600	6,200	12,460	12,460	4,323	8,137	26,446
20.01.06	Piese de schimb	13,000	13,000	13,000	3,770	1,151	1,151	1,151	0	389

20.01.07	Transport	291,600	291,600	291,600	79,600	51,604	51,604	51,604	0	51,604
20.01.08	Posta, telecomunicatii, radio, tv, internet	330,900	330,900	330,900	93,400	65,543	65,543	65,039	504	64,510
20.01.09	Materiale si prestari de servicii cu caracter functional	722,100	722,100	722,100	159,600	99,036	99,386	90,815	8,571	110,874
20.01.30	Alte bunuri si servicii pentru intretinere si functionare	2,829,150	2,829,150	2,829,150	683,950	369,029	369,029	357,692	11,337	398,785
20.02	Reparatii curente	5,784,000	5,784,000	5,784,000	866,000	73,480	73,480	70,660	2,820	76,214
20.03	Hrana	310,000	310,000	310,000	75,000	57,647	57,647	30,891	26,756	63,840
20.03.01	Hrana pentru oameni	310,000	310,000	310,000	75,000	57,647	57,647	30,891	26,756	63,840
20.04	Medicamente si materiale sanitare	328,400	328,400	328,400	55,500	4,031	4,031	4,031	0	61,383
20.04.01	Medicamente	9,000	9,000	9,000	3,000	0	0	0	0	0
20.04.02	Materiale sanitare	9,500	9,500	9,500	3,500	0	0	0	0	48
20.04.04	Dezinfectanti	309,900	309,900	309,900	49,000	4,031	4,031	4,031	0	61,335
20.05	Bunuri de natura obiectelor de inventar	1,048,360	1,048,360	1,048,360	167,360	11,516	11,516	10,141	1,375	340,528
20.05.01	Uniforme si echipament	28,500	28,500	28,500	10,000	0	0	0	0	2,606
20.05.03	Lenjerie si accesorii de pat	95,000	95,000	95,000	15,000	0	0	0	0	7,622
20.05.30	Alte obiecte de inventar	924,860	924,860	924,860	142,360	11,516	11,516	10,141	1,375	330,300
20.06	Deplasari, detasari, transferari	19,800	19,800	19,800	7,300	618	618	618	0	618
20.06.01	Deplasari interne, detasari, transferari	19,800	19,800	19,800	7,300	618	618	618	0	618
20.09	Materiale de laborator	18,500	18,500	18,500	4,000	0	0	0	0	883
20.11	Carti, publicatii si materiale documentare	44,500	44,500	44,500	10,500	332	332	332	0	0
20.13	Pregatire profesionala	42,300	42,300	42,300	16,500	3,102	3,102	3,102	0	2,752
20.14	Protectia muncii	82,300	82,300	82,300	25,100	4,928	4,928	1,471	3,457	5,272
20.30	Alte cheltuieli	1,231,590	1,231,590	1,231,590	427,790	180,948	180,948	174,201	6,747	184,735
20.30.03	Prime de asigurare non-viata	18,000	18,000	18,000	500	136	136	136	0	136
20.30.04	Chirii	222,500	222,500	222,500	56,500	54,042	54,042	54,042	0	54,042
20.30.30	Alte cheltuieli cu bunuri si servicii	991,090	991,090	991,090	370,790	126,770	126,770	120,023	6,747	130,557
55	TITLUL VII ALTE TRANSFERURI	617,000	617,000	617,000	155,000	129,808	129,808	129,808	0	129,808
55.01	A. Transferuri interne.	617,000	617,000	617,000	155,000	129,808	129,808	129,808	0	129,808
55.01.63	Finantarea invatamantului particular sau confesional acreditat	617,000	617,000	617,000	155,000	129,808	129,808	129,808	0	129,808
57	TITLUL IX ASISTENTA SOCIALA	3,268,000	3,268,000	3,286,000	970,250	685,670	685,670	663,307	22,363	660,067
57.02	Ajutoare sociale	3,268,000	3,268,000	3,286,000	970,250	685,670	685,670	663,307	22,363	660,067
57.02.01	Ajutoare sociale in numerar	2,285,000	2,285,000	2,285,000	649,500	402,256	402,256	399,242	3,014	379,711
57.02.02	Ajutoare sociale in natura	910,000	910,000	928,000	290,750	266,824	266,824	247,475	19,349	263,766
57.02.03	Tichete de cresa si tichete sociale pentru gradinita	73,000	73,000	73,000	30,000	16,590	16,590	16,590	0	16,590
58	TITLUL X PROIECTE CU FINANTARE DIN FONDURI EXTERNE NERAMBURSABILE AFERENTE CADRULUI FINANCIAR 2014-2020	61,040,880	61,040,880	47,789,700	18,676,490	22,299,229	22,299,229	3,816,120	18,483,109	160,873
58.01	Programe din Fondul European de Dezvoltare Regionala (FEDR)	60,313,180	60,313,180	47,062,000	18,418,790	22,299,229	22,299,229	3,816,120	18,483,109	99,867

58.01.01	Finantarea nationala	3,217,100	3,217,100	4,637,990	1,787,680	2,454,556	2,454,556	568,452	1,886,104	8,836
58.01.02	Finantarea externa nerambursabila	25,195,490	25,195,490	40,768,900	14,976,000	19,800,155	19,800,155	3,229,228	16,570,927	58,073
58.01.03	Cheltuieli neeligibile	31,900,590	31,900,590	1,655,110	1,655,110	44,518	44,518	18,440	26,078	32,958
58.02	Programe din Fondul Social European (FSE)	727,700	727,700	727,700	257,700	0	0	0	0	61,006
58.02.01	Finantarea nationala	36,390	36,390	36,390	16,390	0	0	0	0	3,050
58.02.02	Finantarea externa nerambursabila	691,310	691,310	691,310	241,310	0	0	0	0	57,956
59	TITLUL XI ALTE CHELTUIELI	6,924,000	6,924,000	8,126,000	2,480,000	1,360,947	1,360,947	1,354,895	6,052	1,360,947
59.01	Burse	6,924,000	6,924,000	8,126,000	2,480,000	1,360,947	1,360,947	1,354,895	6,052	1,360,947
60	TITLUL XII Proiecte cu finantare din sumele reprezentand asistenta financiara nerambursabila aferenta PNRR	17,232,440	17,232,440	0	0	0	0	0	0	0
60.01	Fonduri europene nerambursabile	17,232,440	17,232,440	0	0	0	0	0	0	0
70	70. CHELTUIELI DE CAPITAL (70=71+72)	3,052,330	3,052,330	1,094,590	498,600	417,225	417,225	0	417,225	767,075
71	TITLUL XV ACTIVE NEFINANCIARE	3,052,330	3,052,330	1,094,590	498,600	417,225	417,225	0	417,225	767,075
71.01	Active fixe (inclusiv reparatii capitale)	3,052,330	3,052,330	1,094,590	498,600	417,225	417,225	0	417,225	767,075
71.01.01	Constructii	2,868,330	2,868,330	895,590	299,600	402,231	402,231	0	402,231	508,569
71.01.02	Masini, echipamente si mijloace de transport	115,000	115,000	115,000	115,000	0	0	0	0	164,432
71.01.03	Mobilier, aparatura birotica si alte active corporale	0	0	0	0	0	0	0	0	88,475
71.01.30	Alte active fixe (iunclusiv reparatii capitale)	69,000	69,000	84,000	84,000	14,994	14,994	0	14,994	5,599
84	Plati din anii precedenti recuperate in anul curent	0	0	0	0	-107	-107	-107	0	0
85	TITLUL XXI PLATI EFECTUATE IN ANII PRECEDENTI SI RECUPERATE IN ANUL CURENT	0	0	0	0	-107	-107	-107	0	0
85.01	Plati din anii precedenti recuperate in anul curent	0	0	0	0	-107	-107	-107	0	0
85.01.01	Plati din anii precedenti recuperate in anul curent - SF	0	0	0	0	-107	-107	-107	0	0

PRIMAR,
Cristi Valentin Misaila



DIRECTOR EXECUTIV,
Carmen Grosu

Sef serviciu buget-contabilitate,
Poieana Simona




MUNICIPIUL FOCSANI

Contul de executie al bugetului institutiilor publice la data de 31.03.2023
sursa de finantare : 02

Capitol 66.02

CodIndicator	Denumire	Credite de angajament Initiale	Credite Angajament Trimestriale	Credite bugetare initiale	Credite bugetare trimestriale	Angajamente bugetare	Angajamente legale	Plati efectuate	Angajamente legale de platit	Cheltuieli efective
00	TOTAL CHELTUIELI	9,395,000	9,395,000	9,395,000	2,547,000	1,787,222	1,787,222	1,634,969	152,253	1,709,028
01	CHELTUIELI CURENTE	9,395,000	9,395,000	9,395,000	2,547,000	1,802,100	1,802,100	1,649,847	152,253	1,677,646
10	TITLUL I CHELTUIELI DE PERSONAL	8,280,000	8,280,000	8,280,000	2,091,000	1,559,028	1,559,028	1,552,249	6,779	1,562,729
10.01	Cheltuieli salariale in bani	8,098,000	8,098,000	8,098,000	2,045,000	1,525,100	1,525,100	1,518,321	6,779	1,528,357
10.01.01	Salarii de baza	6,678,000	6,678,000	6,678,000	1,670,000	1,269,113	1,269,113	1,269,113	0	1,272,218
10.01.06	Alte sporuri	1,000,000	1,000,000	1,000,000	250,000	165,207	165,207	165,207	0	177,252
10.01.13	Indemnizatii de delegare	5,000	5,000	5,000	5,000	0	0	0	0	0
10.01.17	Indemnizatie de hrana	358,000	358,000	358,000	90,000	64,368	64,368	64,368	0	68,918
10.01.30	Alte drepturi salariale in bani	57,000	57,000	57,000	30,000	26,412	26,412	19,633	6,779	9,969
10.03	Contributii	182,000	182,000	182,000	46,000	33,928	33,928	33,928	0	34,372
10.03.07	Contributii fond de garantare	182,000	182,000	182,000	46,000	33,928	33,928	33,928	0	34,372
20	TITLUL II BUNURI SI SERVICII	1,085,000	1,085,000	1,085,000	446,000	240,266	240,266	95,744	144,522	113,063
20.01	Bunuri si servicii	657,000	657,000	657,000	265,000	237,867	237,867	93,345	144,522	110,843
20.01.01	Furnituri de birou	28,000	28,000	28,000	10,000	250	250	250	0	250
20.01.02	Materiale pentru curatenie	29,000	29,000	29,000	9,000	0	0	0	0	0
20.01.03	Incalzit, iluminat si forta motrica	170,000	170,000	170,000	70,000	16,870	16,870	16,870	0	16,870
20.01.03.01	Incalzire Enet	70,000	70,000	70,000	30,000	16,870	16,870	16,870	0	16,870
20.01.03.04	Energie electrica(Electrica)	100,000	100,000	100,000	40,000	0	0	0	0	0
20.01.04	Apa, canal si salubritate	50,000	50,000	50,000	20,000	396	396	396	0	396
20.01.30	Alte bunuri si servicii pentru intretinere si functionare	380,000	380,000	380,000	156,000	220,351	220,351	75,829	144,522	93,327
20.04	Medicamente si materiale sanitare	300,000	300,000	300,000	143,000	2,220	2,220	2,220	0	2,220
20.04.01	Medicamente	70,000	70,000	70,000	23,000	0	0	0	0	0
20.04.02	Materiale sanitare	180,000	180,000	180,000	100,000	2,220	2,220	2,220	0	2,220
20.04.04	Dezinfectanti	50,000	50,000	50,000	20,000	0	0	0	0	0
20.05	Bunuri de natura obiectelor de inventar	123,000	123,000	123,000	35,000	179	179	179	0	0
20.05.30	Alte obiecte de inventar	123,000	123,000	123,000	35,000	179	179	179	0	0
20.06	Deplasari, detasari, transferari	3,000	3,000	3,000	3,000	0	0	0	0	0
20.06.01	Deplasari interne, detasari, transferari	3,000	3,000	3,000	3,000	0	0	0	0	0
20.14	Protectia muncii	2,000	2,000	2,000	0	0	0	0	0	0
57	TITLUL IX ASISTENTA SOCIALA	30,000	30,000	30,000	10,000	2,806	2,806	1,854	952	1,854
57.02	Ajutoare sociale	30,000	30,000	30,000	10,000	2,806	2,806	1,854	952	1,854
57.02.02	Ajutoare sociale in natura	30,000	30,000	30,000	10,000	2,806	2,806	1,854	952	1,854

70	70. CHELTUIELI DE CAPITAL (70=71+72)	0	0	0	0	0	0	0	0	31,382
71	TITLUL XV ACTIVE NEFINANCIARE	0	0	0	0	0	0	0	0	31,382
71.01	Active fixe (inclusiv reparatii capitale)	0	0	0	0	0	0	0	0	31,382
71.01.01	Constructii	0	0	0	0	0	0	0	0	9,978
71.01.02	Masini, echipamente si mijloace de transport	0	0	0	0	0	0	0	0	20,758
71.01.03	Mobilier, aparatura birotica si alte active corporale	0	0	0	0	0	0	0	0	521
71.01.30	Alte active fixe (iunclusiv reparatii capitale)	0	0	0	0	0	0	0	0	125
85	TITLUL XXI PLATI EFECTUATE IN ANII PRECEDENTI SI RECUPERATE IN ANUL CURENT	0	0	0	0	-14,878	-14,878	-14,878	0	0
85.01	Plati efectuate in anii precedenti si recuperate in anul curent	0	0	0	0	-14,878	-14,878	-14,878	0	0
85.01.01	Plati efectuate in anii precedenti si recuperate in anul curent in sectiunea de functionare a bugetului local	0	0	0	0	-14,878	-14,878	-14,878	0	0

PRIMAR,
Cristi Valentin Misaila



DIRECTOR EXECUTIV,
Carmen Grosu



Sef serviciu buget-contabilitate,
Poiana Simona



MUNICIPIUL FOCSANI

Contul de executie al bugetului institutiilor publice la data de 31.03.2023


sursa de finantare : 02

Capitol 67.02

CodIndicator	Denumire	Credite de angajament Initiale	Credite Angajament Trimestriale	Credite bugetare initiale	Credite bugetare trimestriale	Angajamente bugetare	Angajamente legale	Plati efectuate	Angajamente legale de platit	Cheltuieli efective
00	TOTAL CHELTUIELI	52,911,650	52,911,650	49,210,080	17,893,240	10,069,689	10,048,904	7,664,332	2,384,572	7,868,328
01	CHELTUIELI CURENTE	51,240,410	51,240,410	46,019,840	14,703,000	7,988,373	7,967,588	7,676,326	291,262	7,707,174
10	TITLUL I CHELTUIELI DE PERSONAL	4,962,000	4,962,000	4,962,000	1,259,000	1,181,658	1,181,658	1,181,658	0	1,175,516
10.01	Cheltuieli salariale in bani	4,490,000	4,490,000	4,861,000	1,233,000	1,155,679	1,155,679	1,155,679	0	1,149,658
10.01.01	Salarii de baza	4,420,000	4,420,000	4,420,000	1,120,000	1,068,665	1,068,665	1,068,665	0	1,064,203
10.01.06	Alte sporuri	70,000	70,000	70,000	20,000	7,425	7,425	7,425	0	6,426
10.01.17	Indemnizatie de hrana	0	0	371,000	93,000	79,589	79,589	79,589	0	79,029
10.02	Cheltuieli salariale in natura	371,000	371,000	0	0	0	0	0	0	0
10.02.02	Norme de hrana	371,000	371,000	0	0	0	0	0	0	0
10.03	Contributii	101,000	101,000	101,000	26,000	25,979	25,979	25,979	0	25,858
10.03.07	Contributii la Fd. de garantare a creantelor salariale	101,000	101,000	101,000	26,000	25,979	25,979	25,979	0	25,858
20	TITLUL II BUNURI SI SERVICII	7,890,000	7,890,000	7,890,000	3,231,000	642,389	621,604	581,091	40,513	613,256
20.01	Bunuri si servicii	6,020,000	6,020,000	6,020,000	1,951,000	551,988	551,988	522,620	29,368	571,919
20.01.01	Furnituri de birou	2,000	2,000	2,000	2,000	140	140	40	100	140
20.01.02	Materiale pentru curatenie	8,000	8,000	8,000	4,000	1,562	1,562	1,490	72	1,562
20.01.03	Incalzit, iluminat si forta motrica	600,000	600,000	600,000	600,000	109,394	109,394	109,394	0	109,394
20.01.03.04	- energie electrica (ELECTRICA)	600,000	600,000	600,000	600,000	109,394	109,394	109,394	0	109,394
20.01.04	Apa, canal si salubritate	780,000	780,000	780,000	300,000	130,517	130,517	130,517	0	130,517
20.01.05	Carburanti si lubrifianti	40,000	40,000	40,000	15,000	2,282	2,282	1,683	599	2,684
20.01.06	Piese de schimb	30,000	30,000	30,000	10,000	220	220	220	0	220
20.01.09	Materiale si prestari de servicii cu caracter functional	4,500,000	4,500,000	4,500,000	1,000,000	298,272	298,272	270,960	27,312	319,218
20.01.30	Alte bunuri si servicii pentru intretinere si functionare	60,000	60,000	60,000	20,000	9,601	9,601	8,316	1,285	8,184
20.02	Reparatii curente	200,000	200,000	200,000	100,000	689	689	689	0	689
20.05	Bunuri de natura obiectelor de inventar	140,000	140,000	140,000	50,000	18,823	18,823	17,697	1,126	0
20.05.01	Uniforme si echipament	40,000	40,000	40,000	20,000	0	0	0	0	0
20.05.30	Alte obiecte de inventar	100,000	100,000	100,000	30,000	18,823	18,823	17,697	1,126	0
20.13	Pregatire profesionala	2,000	2,000	2,000	2,000	0	0	0	0	0
20.14	Protectia muncii	8,000	8,000	8,000	8,000	1,684	1,684	1,684	0	1,684
20.19	Contributii ale administratiei publice locale la realizarea unor lucrari si servicii de interes public local, in baza unor conventii sau contracte de asociere	1,000,000	1,000,000	1,000,000	1,000,000	0	0	0	0	0

20.30	Alte cheltuieli	520,000	520,000	520,000	120,000	69,205	48,420	38,401	10,019	38,964
20.30.30	Alte cheltuieli cu bunuri si servicii	520,000	520,000	520,000	120,000	69,205	48,420	38,401	10,019	38,964
51	TITLUL VI TRANSFERURI INTRE UNITATI ALE ADMINISTRATIEI PUBLICE	17,187,500	17,187,500	17,187,500	6,153,000	5,864,750	5,864,750	5,864,750	0	5,864,750
51.01	Transferuri curente	16,895,000	16,895,000	16,895,000	5,888,000	5,749,750	5,749,750	5,749,750	0	5,749,750
51.01.01	Transferuri catre institutii publice	16,895,000	16,895,000	16,895,000	5,888,000	5,749,750	5,749,750	5,749,750	0	5,749,750
51.02	Transferuri de capital	292,500	292,500	292,500	265,000	115,000	115,000	115,000	0	115,000
51.02.29	Alte transferuri de capital catre institutii publice	292,500	292,500	292,500	265,000	115,000	115,000	115,000	0	115,000
58	TITLUL X PROIECTE CU FINANTARE DIN FONDURI EXTERNE NERAMBURSABILE AFERENTE CADRULUI FINANCIAR 2014-2020	18,912,740	18,912,740	14,840,340	3,815,000	255,526	255,526	19,931	235,595	19,931
58.01	Programe din Fondul European de Dezvoltare Regionala (FEDR)	18,912,740	18,912,740	14,840,340	3,815,000	255,526	255,526	19,931	235,595	19,931
58.01.01	Finantarea nationala	1,421,250	1,421,250	1,134,920	255,000	65,161	65,161	1,919	63,242	1,919
58.01.02	Finantarea externa nerambursabila	13,535,960	13,535,960	13,705,420	3,560,000	190,365	190,365	18,012	172,353	18,012
58.01.03	Cheltuieli neeligibile	3,955,530	3,955,530	0	0	0	0	0	0	0
59	TITLUL XI ALTE CHELTUIELI	140,000	140,000	140,000	45,000	44,050	44,050	28,896	15,154	33,721
59.08	Programe pentru tineret	20,000	20,000	20,000	10,000	17,500	17,500	2,346	15,154	8,341
59.40	Sume af pers hand neincadrate	120,000	120,000	120,000	35,000	26,550	26,550	26,550	0	25,380
60	TITLUL XII Proiecte cu finantare din sumele reprezentand asistenta financiara nerambursabila aferenta PNRR	2,148,170	2,148,170	1,000,000	200,000	0	0	0	0	0
60.01	Fonduri europene nerambursabile	2,148,170	2,148,170	1,000,000	200,000	0	0	0	0	0
70	70. CHELTUIELI DE CAPITAL (70=71+72)	1,671,240	1,671,240	3,190,240	3,190,240	2,093,310	2,093,310	0	2,093,310	161,154
71	TITLUL XV ACTIVE NEFINANCIARE	1,671,240	1,671,240	3,190,240	3,190,240	2,093,310	2,093,310	0	2,093,310	161,154
71.01	Active fixe (inclusiv reparatii capitale)	1,671,240	1,671,240	3,190,240	3,190,240	2,093,310	2,093,310	0	2,093,310	161,154
71.01.01	Constructii	1,219,240	1,219,240	2,685,880	2,685,880	1,968,150	1,968,150	0	1,968,150	13,242
71.01.02	Masini, echipamente si mijloace de transport	419,000	419,000	419,000	419,000	72,800	72,800	0	72,800	68,278
71.01.03	Mobilier, aparatura birotica si alte active corporale	0	0	0	0	0	0	0	0	72,954
71.01.30	Alte active fixe (iunclusiv reparatii capitale)	33,000	33,000	85,360	85,360	52,360	52,360	0	52,360	6,680
85	TITLUL XXI PLATI EFECTUATE IN ANII PRECEDENTI SI RECUPERATE IN ANUL CURENT	0	0	0	0	-11,994	-11,994	-11,994	0	0
85.01	Plati efectuate in anii precedenti si recuperate in anul curent	0	0	0	0	-11,994	-11,994	-11,994	0	0
85.01.01	Plati efectuate in anii precedenti si recuperate in anul curent in sectiunea de functionare a bugetului local	0	0	0	0	-11,994	-11,994	-11,994	0	0

PRIMAR,
Cristi Valentin Misăila



DIRECTOR EXECUTIV,
Carmen Grosu

Sef serviciu buget-contabilitate,
Poieana Simona



MUNICIPIUL FOCSANI

Contul de executie al bugetului institutiilor publice la data de 31.03.2023
sursa de finantare : 02

Capitol 68.02

CodIndicator	Denumire	Credite de angajament Initiale	Credite Angajament Trimestriale	Credite bugetare initiale	Credite bugetare trimestriale	Angajamente bugetare	Angajamente legale	Plati efectuate	Angajamente legale de platit	Cheltuieli efective
00	TOTAL CHELTUIELI	46,944,600	46,944,600	49,397,480	15,504,450	11,464,320	11,464,320	10,277,623	1,186,697	10,710,689
01	CHELTUIELI CURENTE	46,913,600	46,913,600	49,310,120	15,417,090	11,437,934	11,437,934	10,303,597	1,134,337	10,674,608
10	TITLUL I CHELTUIELI DE PERSONAL	26,614,000	26,614,000	26,614,000	7,815,000	6,170,983	6,170,983	6,170,983	0	6,497,712
10.01	Cheltuieli salariale in bani	26,021,000	26,021,000	26,021,000	7,615,000	6,037,125	6,037,125	6,037,125	0	6,357,284
10.01.01	Salarii de baza	22,672,000	22,672,000	22,672,000	6,640,000	5,454,498	5,454,498	5,454,498	0	5,646,097
10.01.05	Sporuri pentru conditii de munca	212,000	212,000	212,000	70,000	44,477	44,477	44,477	0	44,514
10.01.06	Alte sporuri	606,000	606,000	606,000	204,000	103,700	103,700	103,700	0	103,200
10.01.13	Indemnizatii de delegare	3,000	3,000	3,000	3,000	0	0	0	0	0
10.01.17	Indemnizatie de hrana	2,249,000	2,249,000	2,249,000	606,000	414,990	414,990	414,990	0	551,088
10.01.29	Stimulent de risc	10,000	10,000	10,000	5,000	0	0	0	0	0
10.01.30	Alte drepturi salariale in bani	269,000	269,000	269,000	87,000	19,460	19,460	19,460	0	12,385
10.03	Contributii	593,000	593,000	593,000	200,000	133,858	133,858	133,858	0	140,428
10.03.07	Contributii fond de garantare	593,000	593,000	593,000	200,000	133,858	133,858	133,858	0	140,428
20	TITLUL II BUNURI SI SERVICII	3,252,090	3,252,090	3,252,090	1,572,590	1,227,346	1,227,346	567,396	659,950	660,240
20.01	Bunuri si servicii	1,050,500	1,050,500	1,050,500	529,500	475,996	475,996	264,623	211,373	308,744
20.01.01	Furnituri de birou	25,000	25,000	25,000	12,000	2,764	2,764	1,647	1,117	6,356
20.01.02	Materiale pentru curatenie	30,000	30,000	30,000	11,000	5,445	5,445	2,025	3,420	8,035
20.01.03	Incalzit, Iluminat si forta motrica	495,000	495,000	495,000	315,000	161,489	161,489	159,489	2,000	159,838
20.01.03.01	Incalzire Enet	255,000	255,000	255,000	200,000	140,875	140,875	140,875	0	140,875
20.01.03.02	Incalzire Distrigaz	80,000	80,000	80,000	40,000	18,963	18,963	18,614	349	18,963
20.01.03.04	Energie electrica(Electrica)	160,000	160,000	160,000	75,000	1,651	1,651	0	1,651	0
20.01.04	Apa, canal si salubritate	97,000	97,000	97,000	37,000	20,054	20,054	20,054	0	20,055
20.01.05	Carburanti si lubrifianti	13,000	13,000	13,000	8,000	1,100	1,100	1,100	0	2,028
20.01.06	Piese de schimb	2,500	2,500	2,500	2,500	0	0	0	0	0
20.01.08	Posta, telecomunicatii, radio, tv, internet	20,000	20,000	20,000	11,000	14,555	14,555	2,831	11,724	3,190
20.01.09	Materiale si prestari de servicii cu caracter functional	22,000	22,000	22,000	8,000	3,521	3,521	2,807	714	4,418
20.01.30	Alte bunuri si servicii pentru intretinere si functionare	346,000	346,000	346,000	125,000	267,068	267,068	74,670	192,398	104,824
20.02	Reparatii curente	193,000	193,000	193,000	193,000	0	0	0	0	0
20.03	Hrana	1,271,860	1,271,860	1,271,860	506,860	306,463	306,463	199,188	107,275	245,695
20.03.01	Hrana pentru oameni	1,271,860	1,271,860	1,271,860	506,860	306,463	306,463	199,188	107,275	245,695
20.04	Medicamente si materiale sanitare	60,000	60,000	60,000	24,000	4,380	4,380	3,672	708	6,863
20.04.01	Medicamente	15,500	15,500	15,500	7,500	1,511	1,511	1,511	0	2,095

20.04.02	Materiale sanitare	29,500	29,500	29,500	12,000	1,786	1,786	1,304	482	2,733
20.04.04	Dezinfectanti	15,000	15,000	15,000	4,500	1,083	1,083	857	226	2,035
20.05	Bunuri de natura obiectelor de inventar	146,230	146,230	146,230	126,230	1,370	1,370	975	395	0
20.05.01	Uniforme si echipament	12,000	12,000	12,000	12,000	0	0	0	0	0
20.05.03	Lenjerie si accesorii de pat	10,000	10,000	10,000	10,000	0	0	0	0	0
20.05.30	Alte obiecte de inventar	124,230	124,230	124,230	104,230	1,370	1,370	975	395	0
20.06	Deplasari, detasari, transferari	1,000	1,000	1,000	1,000	0	0	0	0	0
20.06.01	Deplasari interne, detasari, transferari	1,000	1,000	1,000	1,000	0	0	0	0	0
20.13	Pregatire profesionala	3,500	3,500	3,500	0	0	0	0	0	0
20.14	Protectia muncii	4,000	4,000	4,000	2,000	0	0	0	0	0
20.19	Contributii ale administratiei publice locale la realizarea unor lucrari si servicii de interes public local, in baza unor conventii sau contracte de asociere	425,000	425,000	425,000	145,000	425,000	425,000	91,869	333,131	91,869
20.30	Alte cheltuieli	97,000	97,000	97,000	45,000	14,137	14,137	7,069	7,068	7,069
20.30.01	Reclama si publicitate	2,000	2,000	2,000	1,000	0	0	0	0	0
20.30.03	Prime de asigurare non-viata	5,000	5,000	5,000	3,000	0	0	0	0	0
20.30.04	Chirii	45,000	45,000	45,000	20,000	14,137	14,137	7,069	7,068	7,069
20.30.30	Alte cheltuieli cu bunuri si servicii	45,000	45,000	45,000	21,000	0	0	0	0	0
57	TITLUL IX ASISTENTA SOCIALA	12,970,000	12,970,000	12,970,000	3,693,500	3,254,565	3,254,565	3,245,741	8,824	3,438,567
57.02	Ajutoare sociale	12,970,000	12,970,000	12,970,000	3,693,500	3,254,565	3,254,565	3,245,741	8,824	3,438,567
57.02.01	Ajutoare sociale in numerar	10,000,000	10,000,000	10,000,000	2,670,000	2,550,528	2,550,528	2,541,704	8,824	2,750,814
57.02.02	Ajutoare sociale in natura	2,670,000	2,670,000	2,670,000	897,500	632,037	632,037	632,037	0	632,037
57.02.04	Tichete cadou acordate pentru cheltuieli sociale	300,000	300,000	300,000	126,000	72,000	72,000	72,000	0	55,716
58	TITLUL X PROIECTE CU FINANTARE DIN FONDURI EXTERNE NERAMBURSABILE AFERENTE CADRULUI FINANCIAR 2014-2020	3,727,510	3,727,510	6,124,030	2,236,000	710,020	710,020	244,457	465,563	179
58.01	Programe din Fondul European de Dezvoltare Regionala (FEDR)	776,360	776,360	3,142,540	1,342,000	679,675	679,675	244,457	435,218	179
58.01.01	Finantarea nationala	119,980	119,980	251,670	107,000	92,151	92,151	36,669	55,482	27
58.01.02	Finantarea externa nerambursabila	498,520	498,520	2,890,870	1,235,000	587,524	587,524	207,788	379,736	152
58.01.03	Cheltuieli neeligibile	157,860	157,860	0	0	0	0	0	0	0
58.02	Programe din Fondul Social European (FSE)	2,951,150	2,951,150	2,981,490	894,000	30,345	30,345	0	30,345	0
58.02.01	Finantarea nationala	442,680	442,680	447,230	134,000	4,552	4,552	0	4,552	0
58.02.02	Finantarea externa nerambursabila	2,508,470	2,508,470	2,534,260	760,000	25,793	25,793	0	25,793	0
59	TITLUL XI ALTE CHELTUIELI	350,000	350,000	350,000	100,000	75,020	75,020	75,020	0	77,910
59.40	Sume afer pers hand neincadrate	350,000	350,000	350,000	100,000	75,020	75,020	75,020	0	77,910
70	70. CHELTUIELI DE CAPITAL (70=71+72)	31,000	31,000	87,360	87,360	52,360	52,360	0	52,360	36,081
71	TITLUL XV ACTIVE NEFINANCIARE	31,000	31,000	87,360	87,360	52,360	52,360	0	52,360	36,081
71.01	Active fixe (inclusiv reparatii capitale)	31,000	31,000	87,360	87,360	52,360	52,360	0	52,360	36,081

71.01.01	Constructii	0	0	4,000	4,000	0	0	0	0	12,565
71.01.02	Masini, echipamente si mijloace de transport	31,000	31,000	31,000	31,000	0	0	0	0	18,845
71.01.03	Mobilier, aparatura birotica si alte active corporale	0	0	0	0	0	0	0	0	3,733
71.01.30	Alte active fixe (iunclusiv reparatii capitale)	0	0	52,360	52,360	52,360	52,360	0	52,360	938
85	TITLUL XXI PLATI EFECTUATE IN ANII PRECEDENTI SI RECUPERATE IN ANUL CURENT	0	0	0	0	-25,974	-25,974	-25,974	0	0
85.01	Plati efectuate in anii precedenti si recuperate in anul curent	0	0	0	0	-25,974	-25,974	-25,974	0	0
85.01.01	Plati efectuate in anii precedenti si recuperate in anul curent in sectiunea de functionare a bugetului local	0	0	0	0	-25,974	-25,974	-25,974	0	0

PRIMAR,
Cristi Valentin Miszila

DIRECTOR EXECUTIV,
Carmen Grosu

Sef serviciu buget-contabilitate,
Poieana Simona

MUNICIPIUL FOCSANI

Contul de executie al bugetului institutiilor publice la data de 31.03.2023

sursa de finantare : 02

Capitol 70.02

CodIndicator	Denumire	Credite de angajament Initiale	Credite Angajament Trimestriale	Credite bugetare initiale	Credite bugetare trimestriale	Angajamente bugetare	Angajamente legale	Plati efectuate	Angajamente legale de platit	Cheltuieli efective
00	TOTAL CHELTUIELI	109,247,000	109,247,000	85,069,910	24,722,740	19,486,693	19,113,481	4,221,229	14,892,252	8,006,249
01	CHELTUIELI CURENTE	89,647,960	89,647,960	77,502,530	17,505,360	17,780,929	17,432,937	3,668,494	13,764,443	3,706,398
10	TITLUL I CHELTUIELI DE PERSONAL	7,156,000	7,156,000	7,156,000	1,853,000	1,692,091	1,692,091	1,692,091	0	1,686,273
10.01	Cheltuieli salariale in bani	7,008,000	7,008,000	7,008,000	1,813,000	1,655,207	1,655,207	1,655,207	0	1,649,184
10.01.01	Salarii de baza	6,313,000	6,313,000	6,313,000	1,613,000	1,536,502	1,536,502	1,536,502	0	1,531,186
10.01.05	Sporuri pentru conditii de munca	20,000	20,000	20,000	10,000	429	429	429	0	429
10.01.06	Alte sporuri	250,000	250,000	250,000	65,000	24,186	24,186	24,186	0	23,033
10.01.17	Indemnizatie de hrana	425,000	425,000	425,000	125,000	94,090	94,090	94,090	0	94,536
10.03	Contributii	148,000	148,000	148,000	40,000	36,884	36,884	36,884	0	37,089
10.03.07	Contributii la Fd. de garantare a creantelor salariale	148,000	148,000	148,000	40,000	36,884	36,884	36,884	0	37,089
20	TITLUL II BUNURI SI SERVICII	18,477,000	18,477,000	18,477,000	4,782,360	2,570,449	2,222,457	1,769,031	453,426	1,835,278
20.01	Bunuri si servicii	16,965,000	16,965,000	16,975,000	4,379,360	2,249,769	1,993,858	1,584,704	409,154	1,660,715
20.01.01	Furnituri de birou	6,000	6,000	6,000	3,000	1,907	1,907	375	1,532	1,907
20.01.02	Materiale pentru curatenie	6,000	6,000	6,000	3,000	917	917	565	352	891
20.01.03	Incalzit, Iluminat si forta motrica	9,413,000	9,413,000	9,413,000	2,295,360	226,578	226,578	165,262	61,316	215,486
20.01.03.01	-incalzire-sistem centralizat (ENET)	43,000	43,000	43,000	30,000	26,149	26,149	20,715	5,434	26,149
20.01.03.02	-incalzire cu gaze (Distrigaz)	120,000	120,000	120,000	50,000	19,548	19,548	19,548	0	12,298
20.01.03.04	- energie electrica (ELECTRICA)	9,250,000	9,250,000	9,250,000	2,215,360	180,881	180,881	124,999	55,882	177,039
20.01.04	Apa, canal si salubritate	180,000	180,000	180,000	35,000	11,094	11,094	11,094	0	11,094
20.01.05	Carburanti si lubrifianti	500,000	500,000	500,000	150,000	102,271	102,271	67,033	35,238	95,643
20.01.06	Piese de schimb	30,000	30,000	30,000	8,000	9,301	9,301	7,039	2,262	9,301
20.01.08	Posta, telecomunicatii, radio, tv, internet	50,000	50,000	50,000	15,000	8,521	8,521	6,154	2,367	8,521
20.01.09	Materiale si prestari de servicii cu caracter functional	6,130,000	6,130,000	6,140,000	1,660,000	1,642,135	1,388,257	1,198,283	189,974	1,187,604
20.01.30	Alte bunuri si servicii pentru intretinere si functionare	650,000	650,000	650,000	210,000	247,045	245,012	128,899	116,113	130,268
20.02	Reparatii curente	320,000	320,000	320,000	110,000	118,878	118,878	99,292	19,586	99,292
20.03	Hrana	50,000	50,000	50,000	15,000	6,669	6,669	6,669	0	15,908
20.03.02	Hrana pentru animale	50,000	50,000	50,000	15,000	6,669	6,669	6,669	0	15,908
20.04	Medicamente si materiale sanitare	20,000	20,000	20,000	9,000	4,269	4,269	4,269	0	3,766
20.04.01	Medicamente	11,000	11,000	11,000	5,000	4,269	4,269	4,269	0	2,904
20.04.02	Materiale sanitare	5,000	5,000	5,000	2,000	0	0	0	0	640
20.04.04	Dezinfectanti	4,000	4,000	4,000	2,000	0	0	0	0	222

20.05	Bunuri de natura obiectelor de inventar	447,000	447,000	437,000	104,000	39,951	39,951	38,341	1,610	0
20.05.01	Uniforme si echipament	38,000	38,000	38,000	20,000	0	0	0	0	0
20.05.30	Alte obiecte de inventar	409,000	409,000	399,000	84,000	39,951	39,951	38,341	1,610	0
20.13	Pregatire profesionala	1,000	1,000	1,000	1,000	0	0	0	0	0
20.14	Protectia muncii	10,000	10,000	10,000	4,000	3,065	3,065	3,065	0	3,065
20.30	Alte cheltuieli	664,000	664,000	664,000	160,000	147,848	55,767	32,691	23,076	52,532
20.30.03	Prime de asigurare non-viata	190,000	190,000	190,000	40,000	111,551	19,520	4,694	14,826	4,694
20.30.04	Chirii	72,000	72,000	72,000	20,000	17,934	17,934	17,934	0	17,934
20.30.30	Alte cheltuieli cu bunuri si servicii	402,000	402,000	402,000	100,000	18,363	18,313	10,063	8,250	29,904
55	TITLUL VII ALTE TRANSFERURI	168,000	168,000	168,000	145,000	126,693	126,693	126,693	0	126,693
55.01	A. Transferuri interne.	168,000	168,000	168,000	145,000	126,693	126,693	126,693	0	126,693
55.01.18	Alte transferuri curente interne	168,000	168,000	168,000	145,000	126,693	126,693	126,693	0	126,693
58	TITLUL X PROIECTE CU FINANTARE DIN FONDURI EXTERNE NERAMBURSABILE AFERENTE CADRULUI FINANCIAR 2014-2020	50,149,810	50,149,810	51,271,530	10,390,000	13,357,463	13,357,463	46,446	13,311,017	21,644
58.01	Programe din Fondul European de Dezvoltare Regionala (FEDR)	50,149,810	50,149,810	51,271,530	10,390,000	13,357,463	13,357,463	46,446	13,311,017	21,644
58.01.01	Finantarea nationala	12,812,390	12,812,390	7,490,290	1,454,000	797,122	797,122	11,109	786,013	7,389
58.01.02	Finantarea externa nerambursabila	23,075,480	23,075,480	35,728,530	7,726,000	12,560,341	12,560,341	35,337	12,525,004	14,255
58.01.03	Cheltuieli neeligibile	14,261,940	14,261,940	8,052,710	1,210,000	0	0	0	0	0
59	TITLUL XI ALTE CHELTUIELI	130,000	130,000	130,000	35,000	34,233	34,233	34,233	0	36,510
59.40	Sume af pers hand neincadrate	130,000	130,000	130,000	35,000	34,233	34,233	34,233	0	36,510
60	TITLUL XII Proiecte cu finantare din sumele reprezentand asistenta financiara nerambursabila aferenta PNRR	13,567,150	13,567,150	300,000	300,000	0	0	0	0	0
60.01	Fonduri europene nerambursabile	13,567,150	13,567,150	300,000	300,000	0	0	0	0	0
70	70. CHELTUIELI DE CAPITAL (70=71+72)	19,599,040	19,599,040	7,567,380	7,217,380	1,715,431	1,690,211	562,402	1,127,809	4,299,851
71	TITLUL XV ACTIVE NEFINANCIARE	19,599,040	19,599,040	7,567,380	7,217,380	1,715,431	1,690,211	562,402	1,127,809	4,299,851
71.01	Active fixe (inclusiv reparatii capitale)	19,599,040	19,599,040	7,567,380	7,217,380	1,715,431	1,690,211	562,402	1,127,809	4,299,851
71.01.01	Constructii	16,283,660	16,283,660	3,476,630	3,476,630	26,836	26,836	206	26,630	4,110,604
71.01.02	Masini, echipamente si mijloace de transport	1,365,500	1,365,500	1,365,500	1,365,500	589,564	589,564	0	589,564	152,585
71.01.03	Mobilier, aparatura birotica si alte active corporale	0	0	0	0	0	0	0	0	30,286
71.01.30	Alte active fixe (iunclusiv reparatii capitale)	1,949,880	1,949,880	2,725,250	2,375,250	1,099,031	1,073,811	562,196	511,615	6,376
85	TITLUL XXI PLATI EFECTUATE IN ANII PRECEDENTI SI RECUPERATE IN ANUL CURENT	0	0	0	0	-9,667	-9,667	-9,667	0	0
85.01	Plati efectuate in anii precedenti si recuperate in anul curent	0	0	0	0	-9,667	-9,667	-9,667	0	0

85.01.01	Plati efectuate in anii precedenti si recuperate in anul curent in sectiunea de functionare a bugetului local	0	0	0	0	-9,667	-9,667	-9,667	0	0
85.01.02	Plati efectuate in anii precedenti si recuperate in anul curent ?n sectiunea de dezvoltare a bugetului local	0	0	0	0	0	0	0	0	0

PRIMAR,
Cristi Valentin Misafra

DIRECTOR EXECUTIV,
Carmen Grosu

Sef serviciu buget-contabilitate,
Poieana Simona

MUNICIPIUL FOCSANI

Contul de executie al bugetului institutiilor publice la data de 31.03.2023

sursa de finantare : 02

Capitol 74.02

CodIndicator	Denumire	Credite de angajament Initiale	Credite Angajament Trimestriale	Credite bugetare initiale	Credite bugetare trimestriale	Angajamente bugetare	Angajamente legale	Plati efectuate	Angajamente legale de platit	Cheltuieli efective
00	TOTAL CHELTUIELI	21,826,570	21,826,570	13,203,530	5,414,530	4,923,951	4,923,951	4,110,466	813,485	4,580,759
01	CHELTUIELI CURENTE	21,761,570	21,761,570	12,844,000	5,055,000	4,564,426	4,564,426	4,110,466	453,960	4,572,721
10	TITLUL I CHELTUIELI DE PERSONAL	834,000	834,000	834,000	222,000	190,799	190,799	190,799	0	188,646
10.01	Cheltuieli salariale in bani	771,000	771,000	817,000	217,000	186,689	186,689	186,689	0	184,495
10.01.01	Salarii de baza	731,000	731,000	731,000	190,000	176,948	176,948	176,948	0	174,280
10.01.06	Alte sporuri	40,000	40,000	40,000	15,000	525	525	525	0	525
10.01.17	Indemnizatie de hrana	0	0	46,000	12,000	9,216	9,216	9,216	0	9,690
10.02	Cheltuieli salariale in natura	46,000	46,000	0	0	0	0	0	0	0
10.02.02	Norme de hrana	46,000	46,000	0	0	0	0	0	0	0
10.03	Contributii	17,000	17,000	17,000	5,000	4,110	4,110	4,110	0	4,151
10.03.07	Contributii la Fd. de garantare a creantelor salariale	17,000	17,000	17,000	5,000	4,110	4,110	4,110	0	4,151
20	TITLUL II BUNURI SI SERVICII	11,509,000	11,509,000	11,509,000	4,343,000	4,089,488	4,089,488	3,635,528	453,960	4,099,680
20.01	Bunuri si servicii	10,619,000	10,619,000	10,619,000	3,613,000	3,433,695	3,433,695	2,979,735	453,960	3,443,887
20.01.01	Furnituri de birou	1,000	1,000	1,000	1,000	0	0	0	0	0
20.01.02	Materiale pentru curatenie	3,000	3,000	3,000	3,000	0	0	0	0	0
20.01.04	Apa, canal si salubritate	10,000,000	10,000,000	10,000,000	3,000,000	3,423,162	3,423,162	2,971,915	451,247	3,423,162
20.01.05	Carburanti si lubrifianti	20,000	20,000	20,000	20,000	0	0	0	0	0
20.01.06	Piese de schimb	1,000	1,000	1,000	1,000	0	0	0	0	0
20.01.09	Materiale si prestari de servicii cu caracter functional	584,000	584,000	584,000	584,000	7,179	7,179	7,179	0	17,371
20.01.30	Alte bunuri si servicii pentru intretinere si functionare	10,000	10,000	10,000	4,000	3,354	3,354	641	2,713	3,354
20.05	Bunuri de natura obiectelor de inventar	9,000	9,000	9,000	9,000	0	0	0	0	0
20.05.01	Uniforme si echipament	4,000	4,000	4,000	4,000	0	0	0	0	0
20.05.30	Alte obiecte de inventar	5,000	5,000	5,000	5,000	0	0	0	0	0
20.14	Protectia muncii	1,000	1,000	1,000	1,000	170	170	170	0	170
20.19	Contributii ale administratiei publice locale la realizarea unor lucrari si servicii de interes public local, in baza unor conventii sau contracte de asociere	220,000	220,000	220,000	60,000	0	0	0	0	0
20.30	Alte cheltuieli	660,000	660,000	660,000	660,000	655,623	655,623	655,623	0	655,623
20.30.30	Alte cheltuieli cu bunuri si servicii	660,000	660,000	660,000	660,000	655,623	655,623	655,623	0	655,623
55	TITLUL VII ALTE TRANSFERURI	286,000	286,000	286,000	286,000	280,705	280,705	280,705	0	280,705

55.01	A. Transferuri interne.	286,000	286,000	286,000	286,000	280,705	280,705	280,705	0	280,705
55.01.18	Alte transferuri curente interne	286,000	286,000	286,000	286,000	280,705	280,705	280,705	0	280,705
59	TITLUL XI ALTE CHELTUIELI	15,000	15,000	15,000	4,000	3,434	3,434	3,434	0	3,690
59.40	Sume af pers hand neincadrate	15,000	15,000	15,000	4,000	3,434	3,434	3,434	0	3,690
60	TITLUL XII Proiecte cu finantare din sumele reprezentand asistenta financiara nerambursabila aferenta PNRR	9,117,570	9,117,570	200,000	200,000	0	0	0	0	0
60.01	Fonduri europene nerambursabile	9,117,570	9,117,570	200,000	200,000	0	0	0	0	0
70	70. CHELTUIELI DE CAPITAL (70=71+72)	65,000	65,000	359,530	359,530	359,525	359,525	0	359,525	8,038
71	TITLUL XV ACTIVE NEFINANCIARE	65,000	65,000	359,530	359,530	359,525	359,525	0	359,525	8,038
71.01	Active fixe (inclusiv reparatii capitale)	65,000	65,000	359,530	359,530	359,525	359,525	0	359,525	8,038
71.01.02	Masini, echipamente si mijloace de transport	65,000	65,000	65,000	65,000	65,000	65,000	0	65,000	8,038
71.01.30	Alte active fixe (iunclusiv reparatii capitale)	0	0	294,530	294,530	294,525	294,525	0	294,525	0

PRIMAR,
Cristi Valentin Misaila



DIRECTOR EXECUTIV,
Carmen Grosu

Sef serviciu buget-contabilitate,
Poieana Simona



MUNICIPIUL FOCSANI

Contul de executie al bugetului institutiilor publice la data de 31.03.2023
sursa de finantare : 02

Capitol 80.02


CodIndicator	Denumire	Credite de angajament Initiale	Credite Angajament Trimestriale	Credite bugetare initiale	Credite bugetare trimestriale	Angajamente bugetare	Angajamente legale	Plati efectuate	Angajamente legale de platit	Cheltuieli efective
00	TOTAL CHELTUIELI	5,945,000	5,945,000	5,945,000	1,761,000	1,514,762	1,514,762	1,133,222	381,540	605
01	CHELTUIELI CURENTE	500,000	500,000	500,000	400,000	382,145	382,145	605	381,540	605
20	TITLUL II BUNURI SI SERVICII	500,000	500,000	500,000	400,000	382,145	382,145	605	381,540	605
20.30	Alte cheltuieli	500,000	500,000	500,000	400,000	382,145	382,145	605	381,540	605
20.30.30	Alte cheltuieli cu bunuri si servicii	500,000	500,000	500,000	400,000	382,145	382,145	605	381,540	605
79	79. OPERATIUNI FINANCIARE (79=80+81)	5,445,000	5,445,000	5,445,000	1,361,000	1,132,617	1,132,617	1,132,617	0	0
81	TITLUL XIX RAMBURSARI DE CREDITE	5,445,000	5,445,000	5,445,000	1,361,000	1,132,617	1,132,617	1,132,617	0	0
81.02	Rambursari de credite interne	5,445,000	5,445,000	5,445,000	1,361,000	1,132,617	1,132,617	1,132,617	0	0
81.02.05	Rambursari de credite aferente datoriei publice interne locale	5,445,000	5,445,000	5,445,000	1,361,000	1,132,617	1,132,617	1,132,617	0	0

PRIMAR,
Cristi Valentin Misarila



DIRECTOR EXECUTIV,
Carmen Grosu

Sef serviciu buget-contabilitate,
Poieana Simona




MUNICIPIUL FOCSANI

Contul de executie al bugetului institutiilor publice la data de 31.03.2023
sursa de finantare : 02

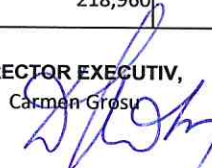
Capitol 81.02

CodIndicator	Denumire	Credite de angajament initiale	Credite Angajament Trimestriale	Credite bugetare initiale	Credite bugetare trimestriale	Angajamente bugetare	Angajamente legale	Plati efectuate	Angajamente legale de platit	Cheltuieli efective
00	TOTAL CHELTUIELI	70,647,610	70,647,610	56,388,210	10,549,000	418,359	418,359	199,399	218,960	8,351,789
01	CHELTUIELI CURENTE	70,347,610	70,347,610	55,969,210	10,130,000	199,399	199,399	199,399	0	8,351,789
40	TITLUL IV SUBVENTII	8,700,000	8,700,000	8,700,000	0	0	0	0	0	8,149,209
40.03	Subventii pentru acoperirea diferentelor de pret si tarif	8,700,000	8,700,000	8,700,000	0	0	0	0	0	8,149,209
58	TITLUL X PROIECTE CU FINANTARE DIN FONDURI EXTERNE NERAMBURSABILE AFERENTE CADRULUI FINANCIAR 2014-2020	61,647,610	61,647,610	47,269,210	10,130,000	199,399	199,399	199,399	0	202,580
58.01	Programe din Fondul European de Dezvoltare Regionala (FEDR)	61,617,610	61,617,610	47,239,210	10,100,000	178,363	178,363	178,363	0	178,363
58.01.01	Finantarea nationala	5,590,880	5,590,880	5,950,970	1,200,000	0	0	0	0	0
58.01.02	Finantarea externa nerambursabila	31,681,700	31,681,700	33,722,210	6,700,000	0	0	0	0	0
58.01.03	Cheltuieli neeligibile	24,345,030	24,345,030	7,566,030	2,200,000	178,363	178,363	178,363	0	178,363
58.15	Alte programe comunitare finantate in perioada 2014-2020	30,000	30,000	30,000	30,000	21,036	21,036	21,036	0	24,217
58.15.02	Finantare externa nerambursabila	30,000	30,000	30,000	30,000	21,036	21,036	21,036	0	24,217
70	70. CHELTUIELI DE CAPITAL (70=71+72)	300,000	300,000	419,000	419,000	218,960	218,960	0	218,960	0
71	TITLUL XV ACTIVE NEFINANCIARE	300,000	300,000	419,000	419,000	218,960	218,960	0	218,960	0
71.01	Active fixe (inclusiv reparatii capitale)	300,000	300,000	419,000	419,000	218,960	218,960	0	218,960	0
71.01.01	Constructii	0	0	0	0	0	0	0	0	0
71.01.30	Alte active fixe (iunclusiv reparatii capitale)	300,000	300,000	419,000	419,000	218,960	218,960	0	218,960	0


PRIMAR,
Cristi Valentin Misaila



DIRECTOR EXECUTIV,
Carmen Grosu



Sef serviciu buget-contabilitate,
Poieana Simona



MUNICIPIUL FOCSANI

Contul de executie al bugetului institutiilor publice la data de 31.03.2023


sursa de finantare : 02

Capitol 84.02

CodIndicator	Denumire	Credite de angajament Initiale	Credite Angajament Trimestriale	Credite bugetare initiale	Credite bugetare trimestriale	Angajamente bugetare	Angajamente legale	Plati efectuate	Angajamente legale de platit	Cheltuieli efective
00	TOTAL CHELTUIELI	183,619,200	183,619,200	266,305,580	78,924,120	148,448,572	148,341,668	14,888,691	133,452,977	4,681,723
01	CHELTUIELI CURENTE	139,439,490	139,439,490	214,451,850	63,675,460	146,717,454	146,717,454	14,546,688	132,170,766	3,620,563
10	TITLUL I CHELTUIELI DE PERSONAL	2,534,000	2,534,000	2,534,000	708,000	601,368	601,368	601,368	0	599,880
10.01	Cheltuieli salariale in bani	2,335,000	2,335,000	2,481,000	655,000	588,180	588,180	588,180	0	586,680
10.01.01	Salarii de baza	2,265,000	2,265,000	2,265,000	600,000	555,094	555,094	555,094	0	553,385
10.01.06	Alte sporuri	70,000	70,000	70,000	18,000	0	0	0	0	0
10.01.17	Indemnizatie de hrana	0	0	146,000	37,000	33,086	33,086	33,086	0	33,295
10.02	Cheltuieli salariale in natura	146,000	146,000	0	0	0	0	0	0	0
10.02.02	Norme de hrana	146,000	146,000	0	0	0	0	0	0	0
10.03	Contributii	53,000	53,000	53,000	53,000	13,188	13,188	13,188	0	13,200
10.03.07	Contributii la Fd. de garantare a creantelor salariale	53,000	53,000	53,000	53,000	13,188	13,188	13,188	0	13,200
20	TITLUL II BUNURI SI SERVICII	8,780,000	8,780,000	8,780,000	2,824,000	732,720	732,720	708,883	23,837	681,359
20.01	Bunuri si servicii	2,522,000	2,522,000	2,522,000	710,000	488,821	488,821	464,984	23,837	478,441
20.01.01	Furnituri de birou	3,000	3,000	3,000	3,000	1,029	1,029	1,029	0	1,029
20.01.02	Materiale pentru curatenie	2,000	2,000	2,000	2,000	220	220	220	0	0
20.01.03	Incalzit, iluminat si forta motrica	150,000	150,000	150,000	90,000	19,444	19,444	19,444	0	19,444
20.01.03.01	-incalzire-sistem centralizat (ENET)	80,000	80,000	80,000	50,000	0	0	0	0	0
20.01.03.02	-incalzire cu gaze (Distrigaz)	20,000	20,000	20,000	20,000	7,887	7,887	7,887	0	7,887
20.01.03.04	- energie electrica (ELECTRICA)	50,000	50,000	50,000	20,000	11,557	11,557	11,557	0	11,557
20.01.04	Apa, canal si salubritate	1,700,000	1,700,000	1,700,000	450,000	332,442	332,442	330,253	2,189	332,442
20.01.05	Carburanti si lubrifianti	30,000	30,000	30,000	10,000	3,925	3,925	2,502	1,423	3,741
20.01.08	Posta, telecomunicatii, radio, tv, internet	7,000	7,000	7,000	2,000	1,852	1,852	1,852	0	1,852
20.01.09	Materiale si prestari de servicii cu caracter functional	300,000	300,000	300,000	85,000	81,886	81,886	80,325	1,561	78,202
20.01.30	Alte bunuri si servicii pentru intretinere si functionare	330,000	330,000	330,000	68,000	48,023	48,023	29,359	18,664	41,731
20.02	Reparatii curente	6,000,000	6,000,000	6,000,000	1,995,000	198,818	198,818	198,818	0	198,818
20.05	Bunuri de natura obiectelor de inventar	228,000	228,000	228,000	110,000	40,981	40,981	40,981	0	0
20.05.01	Uniforme si echipament	28,000	28,000	28,000	10,000	0	0	0	0	0
20.05.30	Alte obiecte de inventar	200,000	200,000	200,000	100,000	40,981	40,981	40,981	0	0
20.14	Protectia muncii	5,000	5,000	5,000	2,000	700	700	700	0	700
20.30	Alte cheltuieli	25,000	25,000	25,000	7,000	3,400	3,400	3,400	0	3,400
20.30.04	Chirii	15,000	15,000	15,000	4,000	3,400	3,400	3,400	0	3,400
20.30.30	Alte cheltuieli cu bunuri si servicii	10,000	10,000	10,000	3,000	0	0	0	0	0

55	TITLUL VII ALTE TRANSFERURI	7,800,000	7,800,000	7,800,000	2,130,000	1,933,811	1,933,811	1,933,811	0	1,892,932
55.01	A. Transferuri interne.	7,800,000	7,800,000	7,800,000	2,130,000	1,933,811	1,933,811	1,933,811	0	1,892,932
55.01.18	Alte transferuri curente interne	7,800,000	7,800,000	7,800,000	2,130,000	1,933,811	1,933,811	1,933,811	0	1,892,932
58	TITLUL X PROIECTE CU FINANTARE DIN FONDURI EXTERNE NERAMBURSABILE AFERENTE CADRULUI FINANCIAR 2014-2020	17,373,650	17,373,650	164,887,850	55,600,460	143,437,420	143,437,420	11,290,491	132,146,929	433,432
58.01	Programe din Fondul European de Dezvoltare Regionala (FEDR)	17,373,650	17,373,650	164,887,850	55,600,460	143,437,420	143,437,420	11,290,491	132,146,929	432,305
58.01.01	Finantarea nationala	2,795,230	2,795,230	31,746,060	8,852,770	27,572,074	27,572,074	1,693,573	25,878,501	118,867
58.01.02	Finantarea externa nerambursabila	13,769,100	13,769,100	133,141,790	46,747,690	115,865,346	115,865,346	9,596,918	106,268,428	313,438
58.01.03	Cheltuieli neeligibile	809,320	809,320	0	0	0	0	0	0	0
58.02	Programe din Fondul Social European (FSE)	0	0	0	0	0	0	0	0	1,127
58.02.01	Finantarea nationala	0	0	0	0	0	0	0	0	169
58.02.02	Finantarea externa nerambursabila	0	0	0	0	0	0	0	0	958
59	TITLUL XI ALTE CHELTUIELI	50,000	50,000	50,000	13,000	12,135	12,135	12,135	0	12,960
59.40	Sume af pers hand neincadrate	50,000	50,000	50,000	13,000	12,135	12,135	12,135	0	12,960
60	TITLUL XII Proiecte cu finantare din sumele reprezentand asistenta financiara nerambursabila aferenta PNRR	102,901,840	102,901,840	30,400,000	2,400,000	0	0	0	0	0
60.01	Fonduri europene nerambursabile	102,901,840	102,901,840	30,400,000	2,400,000	0	0	0	0	0
70	70. CHELTUIELI DE CAPITAL (70=71+72)	44,179,710	44,179,710	51,853,730	15,248,660	1,740,879	1,633,975	351,764	1,282,211	1,061,160
71	TITLUL XV ACTIVE NEFINANCIARE	44,179,710	44,179,710	51,853,730	15,248,660	1,740,879	1,633,975	351,764	1,282,211	1,061,160
71.01	Active fixe (inclusiv reparatii capitale)	44,179,710	44,179,710	51,853,730	15,248,660	1,740,879	1,633,975	351,764	1,282,211	1,061,160
71.01.01	Constructii	43,418,710	43,418,710	50,922,670	14,317,600	1,465,194	1,448,454	298,113	1,150,341	1,036,760
71.01.02	Masini, echipamente si mijloace de transport	150,000	150,000	150,000	150,000	15,470	15,470	2,600	12,870	8,492
71.01.03	Mobilier, aparatura birotica si alte active corporale	0	0	0	0	0	0	0	0	13,476
71.01.30	Alte active fixe (iunclusiv reparatii capitale)	611,000	611,000	781,060	781,060	260,215	170,051	51,051	119,000	2,432
85	TITLUL XXI PLATI EFECTUATE IN ANII PRECEDENTI SI RECUPERATE IN ANUL CURENT	0	0	0	0	-9,761	-9,761	-9,761	0	0
85.01	Plati efectuate in anii precedenti si recuperate in anul curent	0	0	0	0	-9,761	-9,761	-9,761	0	0
85.01.01	Plati efectuate in anii precedenti si recuperate in anul curent in sectiunea de functionare a bugetului local	0	0	0	0	-9,761	-9,761	-9,761	0	0


PRIMAR,
Cristi Valentin Misaila



DIRECTOR EXECUTIV,
Carmen Grosu



Sef serviciu buget-contabilitate,
Poieana Simona



Contul de executie al bugetului institutiilor publice la data de 31.03.2023
sursa de finantare : 07


CodIndicator	Denumire	Credite de angajament Initiale	Credite Angajament Trimestriale	Credite bugetare initiale	Credite bugetare trimestriale	Angajamente bugetare	Angajamente legale	Plati efectuate	Angajamente legale de platit	Cheltuieli efective
C	TOTAL CHELTUIELI	800,000	800,000	800,000	800,000	0	0	0	0	8,500,000
64.07	Partea a III-a CHELTUIELI SOCIAL-CULTURALE	0	0	0	0	0	0	0	0	8,500,000
65.07	Invatamant	0	0	0	0	0	0	0	0	8,500,000
65.07.04	Învatamânt secundar	0	0	0	0	0	0	0	0	8,500,000
65.07.04.02	Învatamânt secundar superior	0	0	0	0	0	0	0	0	8,500,000
69.07	Partea a IV-a SERVICII SI DEZVOLTARE PUBLICA,	800,000	800,000	800,000	800,000	0	0	0	0	0
70.07	Locuinte, servicii si dezvoltare publica	800,000	800,000	800,000	800,000	0	0	0	0	0
70.07.07	Alimentare cu gaze naturale in localitati	800,000	800,000	800,000	800,000	0	0	0	0	0

PRIMAR,
Cristi Valentin Misaila



DIRECTOR EXECUTIV,
Carmen Grogu

Sef serviciu buget-contabilitate,
Poiana Simona



MUNICIPIUL FOCSANI

Contul de executie al bugetului institutiilor publice la data de 31.03.2023
sursa de finantare : 07

Capitol 65.07


CodIndicator	Denumire	Credite de angajament Initiale	Credite Angajament Trimestriale	Credite bugetare initiale	Credite bugetare trimestriale	Angajamente bugetare	Angajamente legale	Plati efectuate	Angajamente legale de platit	Cheltuieli efective
00	TOTAL CHELTUIELI	0	0	0	0	0	0	0	0	8,500,000
70	70. CHELTUIELI DE CAPITAL (70=71+72)	0	0	0	0	0	0	0	0	8,500,000
71	TITLUL XV ACTIVE NEFINANCIARE	0	0	0	0	0	0	0	0	8,500,000
71.01	Active fixe (inclusiv reparatii capitale)	0	0	0	0	0	0	0	0	8,500,000
71.01.01	Constructii	0	0	0	0	0	0	0	0	8,500,000

PRIMAR,
Cristi Valentin Misaila



DIRECTOR EXECUTIV,
Carmen Grosu

Sef serviciu buget-contabilitate,
Poiana Simona



MUNICIPIUL FOCSANI

Contul de executie al bugetului institutiilor publice la data de 31.03.2023
sursa de finantare : 07

Capitol 70.07

CodIndicator	Denumire	Credite de angajament Initiale	Credite Angajament Trimestriale	Credite bugetare initiale	Credite bugetare trimestriale	Angajamente bugetare	Angajamente legale	Plati efectuate	Angajamente legale de platit	Cheltuieli efective
00	TOTAL CHELTUIELI	800,000	800,000	800,000	800,000	0	0	0	0	0
70	70. CHELTUIELI DE CAPITAL (70=71+72)	800,000	800,000	800,000	800,000	0	0	0	0	0
71	TITLUL XV ACTIVE NEFINANCIARE	800,000	800,000	800,000	800,000	0	0	0	0	0
71.01	Active fixe (inclusiv reparatii capitale)	800,000	800,000	800,000	800,000	0	0	0	0	0
71.01.01	Constructii	800,000	800,000	800,000	800,000	0	0	0	0	0

PRIMAR,
Cristi Valentin Misaila



DIRECTOR EXECUTIV,
Carmen Grosu

Sef serviciu buget-contabilitate,
Poieana Simona

