

**Contul de executie al bugetului institutiilor publice la data de 31.03.2022**  
**sursa de finantare : 02**

Cod Indicator	Denumire	Prev. bug. initiale	Prev. bug. trim./def.	Drepturi const. TOTAL	Drepturi const. din anii precedenti	Drepturi const. anul curent	Incasari realizate	Stingeri pe alte cai decat incasari	Drepturi const. de incasat
V	TOTAL VENITURI	414,694,430.00	123,023,160.00	148,521,257.00	47,894,678.00	100,626,579.00	88,901,993.00	150,479.00	59,468,785.00
49.90	VENITURI PROPRII	184,573,930.00	53,944,160.00	123,593,982.00	47,894,678.00	75,699,304.00	63,974,718.00	150,479.00	59,468,785.00
00.02	I. VENITURI CURENTE	207,927,000.00	54,920,000.00	128,126,147.00	47,894,384.00	80,231,763.00	68,520,145.00	150,479.00	59,455,523.00
00.03	A. VENITURI FISCALE	194,225,000.00	50,529,000.00	111,015,036.00	37,710,445.00	73,304,591.00	63,650,968.00	37,084.00	47,326,984.00
00.04	A1. IMPOZIT PE VENIT, PROFIT SI CASTIGURI DIN CAPITAL	113,194,000.00	28,346,000.00	25,537,858.00	0.00	25,537,858.00	25,537,858.00	0.00	0.00
00.05	A11. IMPOZIT PE VENIT, PROFIT SI CASTIGURI DIN CAPITAL DE LA PERSOANE JURIDICE	347,000.00	68,000.00	64,827.00	0.00	64,827.00	64,827.00	0.00	0.00
03.02	Impozit pe venit	347,000.00	68,000.00	64,827.00	0.00	64,827.00	64,827.00	0.00	0.00
03.02.18	Impozitul pe veniturile din transferul proprietăților imobiliare din patrimoniul personal	347,000.00	68,000.00	64,827.00	0.00	64,827.00	64,827.00	0.00	0.00
00.06	A12. IMPOZIT PE VENIT, PROFIT SI CASTIGURI DIN CAPITAL DE LA PERSOANE FIZICE	112,847,000.00	28,278,000.00	25,473,031.00	0.00	25,473,031.00	25,473,031.00	0.00	0.00
04.02	Cote si sume defalcate din impozitul pe venit	112,847,000.00	28,278,000.00	25,473,031.00	0.00	25,473,031.00	25,473,031.00	0.00	0.00
04.02.01	Cote defalcate din impozitul pe venit	112,347,000.00	28,153,000.00	25,355,363.00	0.00	25,355,363.00	25,355,363.00	0.00	0.00
04.02.05	Sume repartizate din Fondul la dispozitia Consiliului Judetean	500,000.00	125,000.00	117,668.00	0.00	117,668.00	117,668.00	0.00	0.00
00.09	A3. IMPOZITE SI TAXE PE PROPRIETATE	30,060,000.00	9,420,000.00	61,492,884.00	31,127,807.00	30,365,077.00	23,940,166.00	7,767.00	37,544,951.00
07.02	IMPOZITE SI TAXE PE PROPRIETATE	30,060,000.00	9,420,000.00	61,492,884.00	31,127,807.00	30,365,077.00	23,940,166.00	7,767.00	37,544,951.00
07.02.01	Impozit pe cladiri	22,423,000.00	6,500,000.00	45,956,071.00	22,655,914.00	23,300,157.00	18,584,190.00	2,408.00	27,369,473.00
07.02.01.01	Impozit pe cladiri persoane fizice	7,858,000.00	3,000,000.00	11,567,424.00	3,493,935.00	8,073,489.00	5,469,274.00	2,408.00	6,095,742.00
07.02.01.02	Impozit pe cladiri persoane juridice	14,565,000.00	3,500,000.00	34,388,647.00	19,161,979.00	15,226,668.00	13,114,916.00	0.00	21,273,731.00
07.02.02	Impozit pe terenuri	6,434,000.00	2,600,000.00	14,936,733.00	8,191,242.00	6,745,491.00	5,014,581.00	5,359.00	9,916,793.00
07.02.02.01	Impozit pe terenuri persoane fizice	2,814,000.00	1,200,000.00	4,352,954.00	1,522,973.00	2,829,981.00	1,977,448.00	5,359.00	2,370,147.00
07.02.02.02	Impozit pe terenuri persoane juridice	3,313,000.00	1,200,000.00	9,937,445.00	6,319,832.00	3,617,613.00	2,838,549.00	0.00	7,098,896.00
07.02.02.03	Impozit pe teren extravilan	307,000.00	200,000.00	646,334.00	348,437.00	297,897.00	198,584.00	0.00	447,750.00
07.02.03	Taxe judiciare de timbru, taxe de timbru pentru activitatea notariala si alte taxe de timbru	1,203,000.00	320,000.00	600,080.00	280,651.00	319,429.00	341,395.00	0.00	258,685.00
00.10	A4. IMPOZITE SI TAXE PE BUNURI SI SERVICII	50,468,000.00	12,618,000.00	23,285,392.00	6,364,900.00	16,920,492.00	13,820,159.00	29,317.00	9,435,916.00
11.02	Sume defalcate din TVA	41,620,000.00	8,810,000.00	8,658,000.00	0.00	8,658,000.00	8,658,000.00	0.00	0.00

11.02.02	Sume defalcate din TVA pentru finantarea cheltuielilor descentralizate	41,036,000.00	8,658,000.00	8,658,000.00	0.00	8,658,000.00	8,658,000.00	0.00	0.00
11.02.09	Sume defalcate din TVA pentru finantarea invatamantului particular sau confesional acreditat	584,000.00	152,000.00	0.00	0.00	0.00	0.00	0.00	0.00
12.02	Alte impozite si taxe generale pe bunuri si servic	0.00	0.00	2,184.00	2,151.00	33.00	0.00	0.00	2,184.00
12.02.07	Taxe hoteliere	0.00	0.00	2,184.00	2,151.00	33.00	0.00	0.00	2,184.00
15.02	Taxe pe servicii specifice	15,000.00	3,000.00	12,871.00	7,036.00	5,835.00	5,810.00	0.00	7,061.00
15.02.01	Impozit pe spectacole	15,000.00	3,000.00	12,871.00	7,036.00	5,835.00	5,810.00	0.00	7,061.00
16.02	Taxe pe utiliz bunurilor, autoriz utiliz bunurilor	8,833,000.00	3,805,000.00	14,612,337.00	6,355,713.00	8,256,624.00	5,156,349.00	29,317.00	9,426,671.00
16.02.02	Taxa asupra mijloacelor de transport	7,253,000.00	3,500,000.00	14,050,490.00	6,268,777.00	7,781,713.00	4,670,312.00	29,317.00	9,350,861.00
16.02.02.01	Taxa asupra mijloacelor de transport detinute de persoane fizice	4,819,000.00	2,400,000.00	9,848,999.00	4,520,239.00	5,328,760.00	3,084,963.00	29,317.00	6,734,719.00
16.02.02.02	Taxa asupra mijloacelor de transport detinute de persoane juridice	2,434,000.00	1,100,000.00	4,201,491.00	1,748,538.00	2,452,953.00	1,585,349.00	0.00	2,616,142.00
16.02.03	Taxe si tarife pentru elib de licente si autoriz	1,556,000.00	300,000.00	530,374.00	85,428.00	444,946.00	456,076.00	0.00	74,298.00
16.02.50	Alte taxe pe utilizarea bunurilor	24,000.00	5,000.00	31,473.00	1,508.00	29,965.00	29,961.00	0.00	1,512.00
00.11	A6. ALTE IMPOZITE SI TAXE FISCALE	503,000.00	145,000.00	698,902.00	217,738.00	481,164.00	352,785.00	0.00	346,117.00
18.02	ALTE IMPOZITE SI TAXE FISCALE	503,000.00	145,000.00	698,902.00	217,738.00	481,164.00	352,785.00	0.00	346,117.00
18.02.50	Alte impozite si taxe	503,000.00	145,000.00	698,902.00	217,738.00	481,164.00	352,785.00	0.00	346,117.00
00.12	C. VENITURI NEFISCALE	13,702,000.00	4,391,000.00	17,111,111.00	10,183,939.00	6,927,172.00	4,869,177.00	113,395.00	12,128,539.00
00.13	C1. VENITURI DIN PROPRIETATE	6,771,000.00	2,701,000.00	11,818,348.00	6,501,984.00	5,316,364.00	3,086,366.00	10,067.00	8,721,915.00
30.02	Venituri din proprietate	6,768,000.00	2,700,000.00	11,815,713.00	6,501,779.00	5,313,934.00	3,085,784.00	10,067.00	8,719,862.00
30.02.05	Venituri din concesiuni si inchirieri	6,768,000.00	2,700,000.00	11,815,713.00	6,501,779.00	5,313,934.00	3,085,784.00	10,067.00	8,719,862.00
30.02.05.30	Alte venituri din concesiuni si inchirieri de catre institutiile publice	6,768,000.00	2,700,000.00	11,815,713.00	6,501,779.00	5,313,934.00	3,085,784.00	10,067.00	8,719,862.00
31.02	Venituri din dobanzi	3,000.00	1,000.00	2,635.00	205.00	2,430.00	582.00	0.00	2,053.00
31.02.03	Alte venituri din dobanzi	3,000.00	1,000.00	2,635.00	205.00	2,430.00	582.00	0.00	2,053.00
00.14	C2. VANZARI DE BUNURI SI SERVICII	6,931,000.00	1,690,000.00	5,292,763.00	3,681,955.00	1,610,808.00	1,782,811.00	103,328.00	3,406,624.00
33.02	Venituri din prestari de servicii si alte activitati	972,000.00	239,000.00	285,323.00	41,439.00	243,884.00	238,536.00	0.00	46,787.00
33.02.08	Venituri din prestari de servicii	1,000.00	1,000.00	263.00	0.00	263.00	263.00	0.00	0.00
33.02.10	Contributia parintilor sau sustinatorilor legali pentru intretinerea copiilor in crese	102,000.00	20,000.00	35,580.00	0.00	35,580.00	35,580.00	0.00	0.00
33.02.12	Contributia persoanelor beneficiare ale cantinelor de ajutor social	51,000.00	15,000.00	11,666.00	0.00	11,666.00	11,666.00	0.00	0.00
33.02.13	Contributia de intretinere a persoanelor asistate	805,000.00	200,000.00	191,042.00	0.00	191,042.00	191,042.00	0.00	0.00
33.02.28	Venituri din recuperarea cheltuielilor de judecata, imputatii si despagubiri	13,000.00	3,000.00	46,772.00	41,439.00	5,333.00	-15.00	0.00	46,787.00
35.02	Amenzi, penalitati si confiscari	3,867,000.00	1,120,000.00	4,253,746.00	3,489,265.00	764,481.00	1,114,046.00	103,328.00	3,036,372.00
35.02.01	Venituri din amenzi si alte sanctiuni aplicate potrivit dispozitiilor legale	3,385,000.00	1,000,000.00	1,593,719.00	1,073,020.00	520,699.00	838,177.00	102,548.00	652,994.00



35.02.01.02	Venituri din amenzi si alte sanctiuni aplicate de catre alte institutii de specialitate	3,385,000.00	1,000,000.00	1,593,719.00	1,073,020.00	529.00	838,177.00	102,548.00	652,994.00
35.02.50	Alte amenzi, penalitati si confiscari	482,000.00	120,000.00	2,660,027.00	2,416,245.00	243,782.00	275,869.00	780.00	2,383,378.00
36.02	Diverse venituri	2,091,000.00	330,000.00	752,694.00	151,251.00	601,443.00	429,229.00	0.00	323,465.00
36.02.50	Alte venituri	2,091,000.00	330,000.00	752,694.00	151,251.00	601,443.00	429,229.00	0.00	323,465.00
37.02	Transferuri voluntare, altele decat subventiile	1,000.00	1,000.00	1,000.00	0.00	1,000.00	1,000.00	0.00	0.00
37.02.01	Donatii si sponsorizari	1,000.00	1,000.00	1,000.00	0.00	1,000.00	1,000.00	0.00	0.00
37.02.03	Varsaminte din sectiunea de functionare pentru finantarea sectiunii de dezvoltare a bugetului local	-4,701,640.00	-1,278,640.00	-500,000.00	0.00	-500,000.00	-500,000.00	0.00	0.00
37.02.04	Varsaminte din sectiunea de functionare	4,701,640.00	1,278,640.00	500,000.00	0.00	500,000.00	500,000.00	0.00	0.00
00.15	II. VENITURI DIN CAPITAL	0.00	0.00	126,835.00	294.00	126,541.00	113,573.00	0.00	13,262.00
39.02	Venituri din valorificarea unor bunuri	0.00	0.00	126,835.00	294.00	126,541.00	113,573.00	0.00	13,262.00
39.02.01	Venituri din valorificarea unor bunuri ale institutiilor publice	0.00	0.00	14,772.00	0.00	14,772.00	14,772.00	0.00	0.00
39.02.03	Venituri din vanzarea locuintelor construite din fondurile statului	0.00	0.00	31,059.00	0.00	31,059.00	31,059.00	0.00	0.00
39.02.07	Venituri din vanzarea unor bunuri apartinand domeniului privat	0.00	0.00	81,004.00	294.00	80,710.00	67,742.00	0.00	13,262.00
00.16	III. OPERATIUNI FINANCIARE	18,267,930.00	7,835,160.00	4,000,000.00	0.00	4,000,000.00	4,000,000.00	0.00	0.00
40.02	Incasari din rambursarea imprumuturilor acordate	18,267,930.00	7,835,160.00	4,000,000.00	0.00	4,000,000.00	4,000,000.00	0.00	0.00
40.02.14	Sume din excedentul bugetului local utilizate pentru finantarea cheltuielilor sectiunii de dezvoltare	18,267,930.00	7,835,160.00	4,000,000.00	0.00	4,000,000.00	4,000,000.00	0.00	0.00
00.17	IV. SUBVENTII	57,762,500.00	22,042,000.00	11,324,309.00	0.00	11,324,309.00	11,324,309.00	0.00	0.00
00.18	SUBVENTII DE LA ALTE NIVELE ALE ADMINISTRATIEI PUBLICE	57,762,500.00	22,042,000.00	11,324,309.00	0.00	11,324,309.00	11,324,309.00	0.00	0.00
42.02	Subventii de la bugetul de stat	57,762,500.00	22,042,000.00	11,324,309.00	0.00	11,324,309.00	11,324,309.00	0.00	0.00
00.19	A. DE CAPITAL	7,903,000.00	2,903,000.00	99,722.00	0.00	99,722.00	99,722.00	0.00	0.00
42.02.65	Finantarea Programului National de Dezvoltare Locala	7,903,000.00	2,903,000.00	99,722.00	0.00	99,722.00	99,722.00	0.00	0.00
00.20	B. CURENTE	48,032,000.00	18,683,000.00	11,224,587.00	0.00	11,224,587.00	11,224,587.00	0.00	0.00
42.02.32	Subventii pentru compensarea cresterilor neprevizionate ale preturilor la combustibili	12,000,000.00	9,000,000.00	8,747,642.00	0.00	8,747,642.00	8,747,642.00	0.00	0.00
42.02.34	Subventii pentru acordarea ajutorului pentru incalzirea locuintei cu lemne, carbuni, combustibili	160,000.00	60,000.00	45,752.00	0.00	45,752.00	45,752.00	0.00	0.00
42.02.41	Subventii din bugetul de stat pentru finantarea sanatatii	11,101,000.00	2,500,000.00	1,675,057.00	0.00	1,675,057.00	1,675,057.00	0.00	0.00

42.02.69	Subventii de la bugetul de stat catre bugetele locale necesare sustinerii derularii proiectelor finantate din fonduri externe nerambursabile (FEN) postaderare, aferente perioadei de programare 2014-2020.	24,771,000.00	7,123,000.00	756,136.00	0.00	756,136.00	756,136.00	0.00	0.00
42.02.67	Subventii din sume obtinute ?n urma scoaterii la licitatie a certificatelor de emisii de gaze cu efect de sera pentru finan?area proiectelor de investitii	1,827,500.00	456,000.00	0.00	0.00	0.00	0.00	0.00	0.00
48.02	Sume primite de la UE/alti donatori in contul platilor efectuate si prefinantari aferente cadrului financiar 2014-2020	130,737,000.00	38,226,000.00	4,943,966.00	0.00	4,943,966.00	4,943,966.00	0.00	0.00
48.02.01	Fondul European de Dezvoltare Regionala (FEDR)	127,467,000.00	36,914,000.00	4,800,546.00	0.00	4,800,546.00	4,800,546.00	0.00	0.00
48.02.01.01	Sume primite in contul platilor efectuate in anul curent	119,815,000.00	34,772,000.00	4,560,170.00	0.00	4,560,170.00	4,560,170.00	0.00	0.00
48.02.01.02	Sume primite in contul platilor efectuate in anii anteriori	7,652,000.00	2,142,000.00	240,376.00	0.00	240,376.00	240,376.00	0.00	0.00
48.02.02	Fondul Social European (FSE)	3,270,000.00	1,312,000.00	143,420.00	0.00	143,420.00	143,420.00	0.00	0.00
48.02.02.01	Sume primite in contul platilor efectuate in anul curent	3,270,000.00	1,312,000.00	3,995.00	0.00	3,995.00	3,995.00	0.00	0.00
48.02.02.02	Sume primite in contul platilor efectuate in anii anteriori	0.00	0.00	139,425.00	0.00	139,425.00	139,425.00	0.00	0.00

PRIMAR,  
Cristi Valentin Misaila



DIRECTOR EXECUTIV,  
Carmen Grosu



Sef serviciu buget -contabilitate,  
Poieana Simona





Contul de Contabilitate al bugetului institutiilor publice la data de 31.03.2021  
sursa de finantare : 02

Denumire	CodIndicator	Credite de angajament	Credite Angajament Trimestriale	Credite bugetare initiale	Credite bugetare trimestriale	Angajamente bugetare	Angajamente legale	Plati efectuate	Angajamente legale de platit	Cheltuieli efective
TOTAL CHELTUIELI	C	352,173,400	352,167,400	414,694,430	123,023,160	223,096,038	221,646,565	59,330,795	162,315,770	57,279,271
Partea I-a SERVICII PUBLICE GENERALE	50.02	37,940,650	37,940,650	38,700,020	10,687,360	23,015,151	22,232,484	6,793,322	15,439,162	7,324,695
Autoritati publice si actiuni externe	51.02	30,174,290	30,174,290	30,933,660	7,821,000	21,844,068	21,061,401	5,622,239	15,439,162	6,153,612
Autoritati executive si legislative	51.02.01	30,174,290	30,174,290	30,933,660	7,821,000	21,844,068	21,061,401	5,622,239	15,439,162	6,153,612
Autoritati executive	51.02.01.03	30,174,290	30,174,290	30,933,660	7,821,000	21,844,068	21,061,401	5,622,239	15,439,162	6,153,612
Alte servicii publice generale	54.02	3,691,360	3,691,360	3,691,360	1,866,360	619,000	619,000	619,000	0	619,000
Fond de rezerva bugetara la dispozitia autoritatilor locale	54.02.05	1,171,360	1,171,360	1,171,360	1,171,360	0	0	0	0	0
Servicii publice comunitare de evidenta a persoanelor	54.02.10	2,520,000	2,520,000	2,520,000	695,000	619,000	619,000	619,000	0	619,000
Dobanzi	55.02	4,075,000	4,075,000	4,075,000	1,000,000	552,083	552,083	552,083	0	552,083
Partea a II-a APARARE, ORDINE PUBLICA SI SIGURANTA NATIONALA	59.02	10,845,000	10,845,000	10,045,000	2,334,000	2,233,319	2,207,615	2,198,076	9,539	2,323,849
Ordine publica si siguranta nationala	61.02	10,845,000	10,845,000	10,045,000	2,334,000	2,233,319	2,207,615	2,198,076	9,539	2,323,849
Ordine publica	61.02.03	10,410,000	10,410,000	9,610,000	2,147,000	2,084,342	2,084,342	2,084,342	0	2,200,543
Politie locala	61.02.03.04	10,410,000	10,410,000	9,610,000	2,147,000	2,084,342	2,084,342	2,084,342	0	2,200,543
Protectie civila si protectia contra incendiilor (protectie civila nonmilitara)	61.02.05	435,000	435,000	435,000	187,000	148,977	123,273	113,734	9,539	123,306
Partea a III-a CHELTUIELI SOCIAL-CULTURALE	64.02	128,285,640	128,279,640	123,877,040	38,297,830	62,154,999	62,144,169	24,527,543	37,616,626	23,752,219
Invatamant	65.02	48,056,950	48,050,950	42,695,800	17,114,070	12,131,026	12,126,617	7,757,710	4,368,907	5,867,110
Invatamant secundar	65.02.04	24,006,740	24,000,740	20,715,820	9,045,030	4,315,108	4,315,108	3,883,948	431,160	3,086,477
Invatamant secundar superior	65.02.04.02	24,006,740	24,000,740	20,715,820	9,045,030	4,315,108	4,315,108	3,883,948	431,160	3,086,477
Invatamant prescolar si primar	65.02.03	20,744,210	20,744,210	18,673,980	7,247,040	7,227,556	7,223,147	3,344,721	3,878,426	1,891,417
Invatamant prescolar	65.02.03.01	12,776,220	12,776,220	8,941,140	3,048,400	4,522,627	4,517,869	933,982	3,583,887	764,426
Invatamant primar	65.02.03.02	7,967,990	7,967,990	9,732,840	4,198,640	2,704,929	2,705,278	2,410,739	294,539	1,126,991
Invatamant postliceal	65.02.05	201,000	201,000	201,000	47,000	32,666	32,666	25,917	6,749	31,954
Invatamant anteprescolar	65.02.13	3,025,000	3,025,000	3,025,000	760,000	545,996	545,996	493,424	52,572	847,562
Alte cheltuieli in domeniul invatamantului	65.02.50	80,000	80,000	80,000	15,000	9,700	9,700	9,700	0	9,700
Sanatate	66.02	11,420,000	11,420,000	11,420,000	2,567,000	6,405,881	6,405,881	1,697,154	4,708,727	1,807,663
Servicii de sanatate publica	66.02.08	8,874,000	8,874,000	8,874,000	1,872,000	6,118,080	6,118,080	1,445,874	4,672,206	1,458,995
Alte cheltuieli in domeniul sanatatii	66.02.50	2,546,000	2,546,000	2,546,000	695,000	287,801	287,801	251,280	36,521	348,668
Alte institutii si actiuni sanitare	66.02.50.50	2,546,000	2,546,000	2,546,000	695,000	287,801	287,801	251,280	36,521	348,668
Cultura, recreere si religie	67.02	29,431,330	29,431,330	29,778,460	7,754,460	6,535,370	6,528,949	6,389,039	139,910	7,043,677
Servicii culturale	67.02.03	6,855,000	6,855,000	6,855,000	1,556,000	1,501,500	1,501,500	1,501,500	0	1,501,500
Institutii publice de spectacole si concerte	67.02.03.04	4,710,000	4,710,000	4,710,000	1,068,000	1,052,500	1,052,500	1,052,500	0	1,052,500
Casa de cultura	67.02.03.06	2,145,000	2,145,000	2,145,000	488,000	449,000	449,000	449,000	0	449,000
Servicii recreative si sportive	67.02.05	21,436,330	21,436,330	21,783,460	6,018,460	5,006,892	5,000,891	4,864,387	136,504	5,516,759
Sport	67.02.05.01	11,109,000	11,109,000	11,109,000	3,410,000	3,410,000	3,410,000	3,410,000	0	3,410,000



Tineret	67.02.05.02	20,000	20,000	20,000	5,000	6,762	761	761	0	6,762
Intretinere gradini publice, parcuri, zone verzi, baze sportive si de agrement	67.02.05.03	10,307,330	10,307,330	10,654,460	2,603,460	1,510,130	1,590,130	1,453,626	136,504	2,099,997
Alte servicii en domeniile culturii, recreerii si religiei	67.02.50	1,140,000	1,140,000	1,140,000	180,000	26,978	26,558	23,152	3,406	25,418
Asigurari si asistenta sociala	68.02	39,377,360	39,377,360	39,982,780	10,862,300	37,082,722	37,082,722	8,683,640	28,399,082	9,033,769
Asistenta acordata persoanelor in varsta	68.02.04	4,871,000	4,871,000	4,871,000	1,280,000	4,295,839	4,295,839	928,413	3,367,426	1,020,374
Asistenta sociala in caz de boli si invaliditati	68.02.05	25,232,000	25,232,000	25,232,000	7,186,000	24,511,176	24,511,176	6,166,905	18,344,271	6,332,086
Asistenta sociala in caz de invaliditate	68.02.05.02	25,232,000	25,232,000	25,232,000	7,186,000	24,511,176	24,511,176	6,166,905	18,344,271	6,332,086
Asistenta sociala pentru familie si copii	68.02.06	20,000	20,000	20,000	10,000	20,000	20,000	0	20,000	0
Crese	68.02.11	0	0	0	0	0	0	0	0	0
Prevenirea excluderii sociale	68.02.15	2,257,000	2,257,000	2,257,000	573,500	1,861,508	1,861,508	438,774	1,422,734	462,019
Ajutor social	68.02.15.01	260,000	260,000	260,000	80,000	260,000	260,000	53,488	206,512	56,224
Cantine de ajutor social	68.02.15.02	1,997,000	1,997,000	1,997,000	493,500	1,601,508	1,601,508	385,286	1,216,222	405,795
Alte cheltuieli in domeniul asigurarilor si asistentei sociale	68.02.50	6,997,360	6,997,360	7,602,780	1,812,800	6,394,199	6,394,199	1,149,548	5,244,651	1,219,290
Alte cheltuieli in domeniul asistentei sociale	68.02.50.50	6,997,360	6,997,360	7,602,780	1,812,800	6,394,199	6,394,199	1,149,548	5,244,651	1,219,290
Partea a IV-a SERVICII SI DEZVOLTARE PUBLICA, LOCUINTE, MEDIU SI APE	69.02	65,829,980	65,829,980	57,555,280	18,136,180	17,138,020	16,761,545	8,443,583	8,317,962	8,469,376
Locuinte, servicii si dezvoltare publica	70.02	53,623,980	53,623,980	45,349,280	12,855,180	13,378,554	13,002,079	4,705,423	8,296,656	4,876,468
Locuinte	70.02.03	18,592,540	18,592,540	8,248,000	2,250,000	321,101	179,939	67,636	112,303	73,264
Alte cheltuieli in domeniul locuintelor	70.02.03.30	18,592,540	18,592,540	8,248,000	2,250,000	321,101	179,939	67,636	112,303	73,264
Iluminat public si electrificari rurale	70.02.06	8,784,890	8,784,890	20,289,500	5,894,000	9,773,478	9,754,438	2,147,328	7,607,110	727,410
Alte servicii en domeniile locuintelor, serviciilor si dezvoltarii comunale	70.02.50	14,176,710	14,176,710	16,261,780	4,711,180	3,176,656	3,007,983	2,490,459	517,524	4,075,794
Alimentare cu gaze naturale in localitati	70.02.07	12,069,840	12,069,840	550,000	0	107,319	59,719	0	59,719	0
Protectia mediului	74.02	12,206,000	12,206,000	12,206,000	5,281,000	3,759,466	3,759,466	3,738,160	21,306	3,592,908
Salubritate si gestiunea deseurilor	74.02.05	12,085,000	12,085,000	12,085,000	5,160,000	3,738,707	3,738,707	3,738,160	547	3,592,908
Salubritate	74.02.05.01	12,085,000	12,085,000	12,085,000	5,160,000	3,738,707	3,738,707	3,738,160	547	3,592,908
Canalizarea si tratarea apelor reziduale	74.02.06	121,000	121,000	121,000	121,000	20,759	20,759	0	20,759	0
Partea a V-a ACTIUNI ECONOMICE	79.02	109,272,130	109,272,130	184,517,090	53,567,790	118,554,549	118,300,752	17,368,271	100,932,481	15,409,132
Actiuni generale economice, comerciale si de munca	80.02	5,540,000	5,540,000	5,540,000	1,585,000	1,146,662	1,146,662	1,146,662	0	347,212
Actiuni generale economice si comerciale	80.02.01	5,540,000	5,540,000	5,540,000	1,585,000	1,146,662	1,146,662	1,146,662	0	347,212
Alte cheltuieli pentru actiuni generale economice si comerciale	80.02.01.30	5,540,000	5,540,000	5,540,000	1,585,000	1,146,662	1,146,662	1,146,662	0	347,212
Combustibili si energie	81.02	19,360,000	19,360,000	19,360,000	9,100,000	8,747,642	8,747,642	8,747,642	0	12,822,765
Energie termica	81.02.06	19,260,000	19,260,000	19,260,000	9,000,000	8,747,642	8,747,642	8,747,642	0	12,822,723
Alte cheltuieli privind combustibili si energia	81.02.50	100,000	100,000	100,000	100,000	0	0	0	0	42
Transporturi	84.02	84,372,130	84,372,130	159,617,090	42,882,790	108,660,245	108,406,448	7,473,967	100,932,481	2,239,155
Transport rutier	84.02.03	84,372,130	84,372,130	159,617,090	42,882,790	108,660,245	108,406,448	7,473,967	100,932,481	2,239,155
Strazi	84.02.03.03	32,187,250	32,187,250	81,886,610	24,104,700	46,185,178	46,060,623	6,267,901	39,792,722	1,057,710
Transport in comun	84.02.03.02	52,184,880	52,184,880	77,730,480	18,778,090	62,475,067	62,345,825	1,206,066	61,139,759	1,181,445

PRIMAR,  
Cristi Valentin Misaila

DIRECTOR EXECUTIV,  
Carmen Grosu

Sef serviciu buget -contabilitate,  
Poieana Simona



## Contul de executie al bugetului institutiilor publice la data de 31.03.2022

sursa de finantare : 02

## Capitole: 51.02

Denumire	CodIndicator	Credite de angajament	Credite Angajament Trimestriale	Credite bugetare initiale	Credite bugetare trimestriale	Angajamente bugetare	Angajamente legale	Plati efectuate	Angajamente legale de platit	Cheltuieli efective
<b>TOTAL CHELTUIELI</b>	<b>00</b>	<b>30,174,290</b>	<b>30,174,290</b>	<b>30,933,660</b>	<b>7,821,000</b>	<b>21,844,068</b>	<b>21,061,401</b>	<b>5,622,239</b>	<b>15,439,162</b>	<b>6,153,612</b>
<b>CHELTUIELI CURENTE</b>	<b>01</b>	<b>29,634,290</b>	<b>29,634,290</b>	<b>30,393,660</b>	<b>7,621,000</b>	<b>21,685,054</b>	<b>21,079,983</b>	<b>5,716,862</b>	<b>15,363,121</b>	<b>5,799,399</b>
<b>TITLUL I CHELTUIELI DE PERSONAL</b>	<b>10</b>	<b>23,000,000</b>	<b>23,000,000</b>	<b>23,000,000</b>	<b>5,300,000</b>	<b>19,273,433</b>	<b>19,273,433</b>	<b>5,014,328</b>	<b>14,259,105</b>	<b>5,147,403</b>
Cheltuieli salariale in bani	10.01	22,219,000	22,219,000	22,219,000	5,180,000	18,849,433	18,849,433	4,905,332	13,944,101	5,035,165
Salarii de baza	10.01.01	17,734,000	17,734,000	17,734,000	4,090,000	15,290,000	15,290,000	3,999,155	11,290,845	4,155,032
Sporuri pentru conditii de munca	10.01.05	1,470,000	1,470,000	1,470,000	350,000	1,043,000	1,043,000	244,929	798,071	245,262
Alte sporuri	10.01.06	169,000	169,000	169,000	29,000	84,000	84,000	19,998	64,002	20,075
Indemnizatii platite unor persoane din afara un	10.01.12	445,000	445,000	445,000	110,000	438,000	438,000	108,576	329,424	101,088
Indemnizatii de delegare	10.01.13	1,000	1,000	1,000	1,000	2,433	2,433	260	2,173	260
Indemnizatie de hrana	10.01.17	600,000	600,000	600,000	150,000	544,000	544,000	131,795	412,205	134,453
Alte drepturi salariale in bani	10.01.30	1,800,000	1,800,000	1,800,000	450,000	1,448,000	1,448,000	400,619	1,047,381	378,995
Cheltuieli salariale in natura	10.02	241,000	241,000	241,000	0	0	0	0	0	0
Tichete de vacanta	10.02.06	241,000	241,000	241,000	0	0	0	0	0	0
Contributii	10.03	540,000	540,000	540,000	120,000	424,000	424,000	108,996	315,004	112,238
Contributii la Fd. de garantare a creantelor sala	10.03.07	540,000	540,000	540,000	120,000	424,000	424,000	108,996	315,004	112,238
<b>TITLUL II BUNURI SI SERVICII</b>	<b>20</b>	<b>3,970,000</b>	<b>3,970,000</b>	<b>3,970,000</b>	<b>940,000</b>	<b>2,073,179</b>	<b>1,688,421</b>	<b>630,280</b>	<b>1,058,141</b>	<b>579,741</b>
Bunuri si servicii	20.01	3,559,000	3,559,000	3,559,000	866,000	2,012,512	1,659,349	616,423	1,042,926	567,866
Furnituri de birou	20.01.01	100,000	100,000	100,000	40,000	50,746	38,542	38,542	0	27,225
Materiale pentru curatenie	20.01.02	10,000	10,000	10,000	2,000	0	0	0	0	0
Incalzit, Iluminat si forta motrica	20.01.03	430,000	430,000	430,000	155,000	127,196	127,196	126,089	1,107	101,742
-incalzire-sistem centralizat (ENET)	20.01.03.01	200,000	200,000	200,000	70,000	50,698	50,698	50,698	0	50,698
-incalzire cu gaze (Distrigaz)	20.01.03.02	30,000	30,000	30,000	25,000	23,918	23,918	23,918	0	0
- energie electrica (ELECTRICA)	20.01.03.04	200,000	200,000	200,000	60,000	52,580	52,580	51,473	1,107	51,044
Apa, canal si salubritate	20.01.04	30,000	30,000	30,000	10,000	8,101	8,101	6,740	1,361	8,101
Carburanti si lubrifianti	20.01.05	40,000	40,000	40,000	0	0	0	0	0	12,300
Piese de schimb	20.01.06	5,000	5,000	5,000	0	1,190	0	0	0	301
Posta, telecomunicatii, radio, tv, internet	20.01.08	300,000	300,000	300,000	100,000	273,053	273,053	91,845	181,208	72,341
Materiale si prestari de servicii cu caracter func	20.01.09	180,000	180,000	180,000	105,000	101,083	101,083	101,083	0	80,607
Alte bunuri si servicii pentru intretinere si funct	20.01.30	2,464,000	2,464,000	2,464,000	454,000	1,451,143	1,111,374	252,124	859,250	265,249
Reparatii curente	20.02	50,000	50,000	50,000	0	0	0	0	0	0
Medicamente si materiale sanitare	20.04	70,000	70,000	70,000	10,000	1,376	1,376	1,376	0	1,376
Materiale sanitare	20.04.02	40,000	40,000	40,000	10,000	1,376	1,376	1,376	0	1,376
Dezinfectanti	20.04.04	30,000	30,000	30,000	0	0	0	0	0	0
Bunuri de natura obiectelor de inventar	20.05	100,000	100,000	100,000	20,000	32,310	1,251	1,251	0	0
Alte obiecte de inventar	20.05.30	100,000	100,000	100,000	20,000	32,310	1,251	1,251	0	0
Deplasari, detasari, transferari	20.06	11,000	11,000	11,000	4,000	2,465	2,465	2,058	407	1,948
Deplasari interne, detasari, transferari	20.06.01	10,000	10,000	10,000	3,000	2,465	2,465	2,058	407	1,948
Deplasari in strainatate	20.06.02	1,000	1,000	1,000	1,000	0	0	0	0	0

Carti, publicatii si materiale documentare	20.11	10,000	10,000	10,000	8,000	7,680	7,680	7,680	0	4,755
Consultanta si expertiza	20.12	125,000	125,000	125,000	25,000	16,300	16,300	1,492	14,808	1,492
Pregatire profesionala	20.13	10,000	10,000	10,000	0	0	0	0	0	0
Protectia muncii	20.14	1,000	1,000	1,000	0	0	0	0	0	0
Alte cheltuieli	20.30	34,000	34,000	34,000	7,000	536	0	0	0	2,304
Protocol si reprezentare	20.30.02	20,000	20,000	20,000	5,000	536	0	0	0	0
Prime de asigurare non-viata	20.30.03	14,000	14,000	14,000	2,000	0	0	0	0	2,304
TITLUL VII ALTE TRANSFERURI	55	60,000	60,000	60,000	50,000	45,223	45,223	45,223	0	45,223
A. Transferuri interne.	55.01	60,000	60,000	60,000	50,000	45,223	45,223	45,223	0	45,223
Alte transferuri curente interne	55.01.18	60,000	60,000	60,000	50,000	45,223	45,223	45,223	0	45,223
TITLUL X PROIECTE CU FINANTARE DIN FONDURI EXTERNE NERAMBURSABILE AFERENTE CADRULUI FINANCIAR 2014-2020	58	2,504,290	2,504,290	3,263,660	1,305,000	270,531	50,218	4,343	45,875	4,344
Programe din Fondul Social European (FSE)	58.02	2,504,290	2,504,290	3,263,660	1,305,000	270,531	50,218	4,343	45,875	4,344
Finantarea nationala	58.02.01	363,300	363,300	472,360	189,000	40,580	7,533	651	6,882	652
Finantarea externa nerambursabila	58.02.02	2,059,110	2,059,110	2,677,060	1,078,000	229,951	42,685	3,692	38,993	3,692
Cheltuieli neeligibile	58.02.03	81,880	81,880	114,240	38,000	0	0	0	0	0
TITLUL XI ALTE CHELTUIELI	59	100,000	100,000	100,000	26,000	22,688	22,688	22,688	0	22,688
Sume persoane cu handicap neincadrate	59.40	100,000	100,000	100,000	26,000	22,688	22,688	22,688	0	22,688
70. CHELTUIELI DE CAPITAL (70=71+72)	70	540,000	540,000	540,000	200,000	253,637	76,041	0	76,041	354,213
TITLUL XIII ACTIVE NEFINANCIARE	71	540,000	540,000	540,000	200,000	253,637	76,041	0	76,041	354,213
Active fixe (inclusiv reparatii capitale)	71.01	540,000	540,000	540,000	200,000	253,637	76,041	0	76,041	354,213
Masini, echipamente si mijloace de transport	71.01.02	410,000	410,000	410,000	200,000	176,037	76,041	0	76,041	0
Mobilier, aparatura birotica si alte active corporale	71.01.03	30,000	30,000	30,000	0	30,000	0	0	0	0
Alte active fixe (inclusiv reparatii capitale)	71.01.30	100,000	100,000	100,000	0	47,600	0	0	0	354,213
TITLUL XIX PLATI EFECTUATE IN ANII PRECEDENTI SI RECUPERATE IN ANUL CURENT	85	0	0	0	0	-94,623	-94,623	-94,623	0	0
Plati efectuate in anii precedenti si recuperate in anul curent	85.01	0	0	0	0	-94,623	-94,623	-94,623	0	0
Plati efectuate in anii precedenti si recuperate in anul curent in sectiunea de functionare a bugetului local	85.01.01	0	0	0	0	-94,623	-94,623	-94,623	0	0


PRIMAR,  
Cristi Valentin Misaila



DIRECTOR EXECUTIV,  
Carmen Grosu



Sef serviciu buget -contabilitate,  
Poieana Simona





## Contul de executie al bugetului institutiilor publice la data de 31.03.2022

sursa de finantare : 02

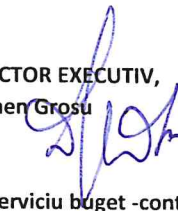
## Capitole: 54.02

Denumire	CodIndica	Credite de angajament	Credite Angajament Trimestriale	Credite bugetare initiale	Credite bugetare trimestriale	Angajamente bugetare	Angajamente legale	Plati efectuate	Angajamente legale de platit	Cheltuieli efective
<b>TOTAL CHELTUIELI</b>	<b>00</b>	<b>3,691,360</b>	<b>3,691,360</b>	<b>3,691,360</b>	<b>1,866,360</b>	<b>619,000</b>	<b>619,000</b>	<b>619,000</b>	<b>0</b>	<b>619,000</b>
<b>CHELTUIELI CURENTE</b>	<b>01</b>	<b>3,691,360</b>	<b>3,691,360</b>	<b>3,691,360</b>	<b>1,866,360</b>	<b>619,000</b>	<b>619,000</b>	<b>619,000</b>	<b>0</b>	<b>619,000</b>
<b>TITLUL V FONDURI DE REZERVA</b>	<b>50</b>	<b>1,171,360</b>	<b>1,171,360</b>	<b>1,171,360</b>	<b>1,171,360</b>	<b>0</b>	<b>0</b>	<b>0</b>	<b>0</b>	<b>0</b>
Fond de rezerva bugetara la dispozitia autoritatilor lo	50.04	1,171,360	1,171,360	1,171,360	1,171,360	0	0	0	0	0
<b>TITLUL VI TRANSFERURI INTRE UNITATI ALE ADMINIS</b>	<b>51</b>	<b>2,520,000</b>	<b>2,520,000</b>	<b>2,520,000</b>	<b>695,000</b>	<b>619,000</b>	<b>619,000</b>	<b>619,000</b>	<b>0</b>	<b>619,000</b>
Transferuri curente	51.01	2,445,000	2,445,000	2,445,000	620,000	619,000	619,000	619,000	0	619,000
Transferuri catre institutii publice	51.01.01	2,445,000	2,445,000	2,445,000	620,000	619,000	619,000	619,000	0	619,000
Transferuri de capital	51.02	75,000	75,000	75,000	75,000	0	0	0	0	0
Alte transferuri de capital catre institutii publice	51.02.29	75,000	75,000	75,000	75,000	0	0	0	0	0

PRIMAR,  
Cristi Valentin Misaila



DIRECTOR EXECUTIV,  
Carmen Grosu



Sef serviciu buget -contabilitate,  
Poieana Simona



**Contul de executie al bugetului institutiilor publice la data de 31.03.2022**  
sursa de finantare : 02

## Capitole: 55.02

Denumire	CodIndicat	Credite de angajament	Credite Angajament Trimestriale	Credite bugetare initiale	Credite bugetare trimestriale	Angajamente bugetare	Angajamente legale	Plati efectuate	Angajament e legale de platit	Cheltuieli efective
<b>TOTAL CHELTUIELI</b>	<b>00</b>	<b>4,075,000</b>	<b>4,075,000</b>	<b>4,075,000</b>	<b>1,000,000</b>	<b>552,083</b>	<b>552,083</b>	<b>552,083</b>	<b>0</b>	<b>552,083</b>
<b>CHELTUIELI CURENTE</b>	<b>01</b>	<b>4,075,000</b>	<b>4,075,000</b>	<b>4,075,000</b>	<b>1,000,000</b>	<b>552,083</b>	<b>552,083</b>	<b>552,083</b>	<b>0</b>	<b>552,083</b>
TITLUL III DOBANZI	30	4,075,000	4,075,000	4,075,000	1,000,000	552,083	552,083	552,083	0	552,083
Dobanzi aferente datoriei publice interne	30.01	4,075,000	4,075,000	4,075,000	1,000,000	552,083	552,083	552,083	0	552,083
Dobanzi aferente datoriei publice interne direc	30.01.01	4,075,000	4,075,000	4,075,000	1,000,000	552,083	552,083	552,083	0	552,083

PRIMAR,  
Cristi Valentin Misaila



DIRECTOR EXECUTIV,  
Carmen Grosu

Sef serviciu buget-contabilitate,  
Poieana Simona





Contul de executie al bugetului institutiilor publice la data de 31.03.2022  
sursa de finantare : 02

## Capitole: 61.02

Denumire	Cod Indicator	Credite de angajament	Credite Angajament Trimestriale	Credite bugetare initiale	Credite bugetare trimestriale	Angajamente bugetare	Angajamente legale	Plati efectuate	Angajamente legale de platit	Cheltuieli efective
<b>TOTAL CHELTUIELI</b>	<b>00</b>	<b>10,845,000</b>	<b>10,845,000</b>	<b>10,045,000</b>	<b>2,334,000</b>	<b>2,233,319</b>	<b>2,207,615</b>	<b>2,198,076</b>	<b>9,539</b>	<b>2,323,849</b>
<b>CHELTUIELI CURENTE</b>	<b>01</b>	<b>10,605,000</b>	<b>10,605,000</b>	<b>9,805,000</b>	<b>2,301,000</b>	<b>2,235,935</b>	<b>2,210,231</b>	<b>2,200,692</b>	<b>9,539</b>	<b>2,303,808</b>
<b>TITLUL I CHELTUIELI DE PERSONAL</b>	<b>10</b>	<b>9,903,000</b>	<b>9,903,000</b>	<b>9,103,000</b>	<b>2,131,000</b>	<b>2,098,934</b>	<b>2,098,934</b>	<b>2,097,347</b>	<b>1,587</b>	<b>2,167,234</b>
Cheltuieli salariale in bani	10.01	8,376,500	8,376,500	7,576,500	1,848,000	1,825,120	1,825,120	1,823,533	1,587	1,891,408
Salarii de baza	10.01.01	7,990,410	7,990,410	7,190,410	1,785,410	1,771,639	1,771,639	1,771,639	0	1,837,567
Sporuri pentru conditii de munca	10.01.05	364,000	364,000	364,000	55,000	48,224	48,224	48,224	0	49,797
Alte sporuri	10.01.06	15,000	15,000	15,000	4,000	3,479	3,479	3,479	0	3,597
Indemnizatie de hrana	10.01.17	5,500	5,500	5,500	2,000	191	191	191	0	447
Alte drepturi salariale in bani	10.01.30	1,590	1,590	1,590	1,590	1,587	1,587	0	1,587	0
Cheltuieli salariale in natura	10.02	1,317,500	1,317,500	1,317,500	240,000	232,792	232,792	232,792	0	233,276
Norme de hrana	10.02.02	1,200,000	1,200,000	1,200,000	240,000	232,792	232,792	232,792	0	233,276
Tichete de vacanta	10.02.06	117,500	117,500	117,500	0	0	0	0	0	0
Contributii	10.03	209,000	209,000	209,000	43,000	41,022	41,022	41,022	0	42,550
Contributia asiguratorie pentru munca	10.03.07	209,000	209,000	209,000	43,000	41,022	41,022	41,022	0	42,550
<b>TITLUL II BUNURI SI SERVICII</b>	<b>20</b>	<b>612,000</b>	<b>612,000</b>	<b>612,000</b>	<b>143,000</b>	<b>113,617</b>	<b>87,913</b>	<b>79,961</b>	<b>7,952</b>	<b>112,298</b>
Bunuri si servicii	20.01	431,000	431,000	431,000	121,000	99,457	73,753	73,731	22	101,039
Furnituri de birou	20.01.01	8,000	8,000	8,000	2,000	0	0	0	0	775
Materiale pentru curatenie	20.01.02	1,000	1,000	1,000	0	0	0	0	0	0
Incalzit, Iluminat si forta motrica	20.01.03	87,000	87,000	87,000	40,000	37,181	37,181	37,181	0	37,181
-incalzire-sistem centralizat (ENET)	20.01.03.0	44,000	44,000	44,000	26,000	23,954	23,954	23,954	0	23,954
- energie electrica (ELECTRICA)	20.01.03.0	43,000	43,000	43,000	14,000	13,227	13,227	13,227	0	13,227
Apa, canal si salubritate	20.01.04	10,000	10,000	10,000	4,000	2,408	2,408	2,408	0	2,408
Carburanti si lubrifianti	20.01.05	95,000	95,000	95,000	10,000	5,000	5,000	5,000	0	30,583
Piese de schimb	20.01.06	7,000	7,000	7,000	2,000	0	0	0	0	0
Posta, telecomunicatii, radio, tv, internet	20.01.08	25,000	25,000	25,000	7,000	5,627	5,627	5,627	0	5,828
Materiale si prestari de servicii cu caracter functional	20.01.09	118,000	118,000	118,000	36,000	34,380	8,676	8,654	22	9,403
Alte bunuri si servicii pentru intretinere si functionare	20.01.30	80,000	80,000	80,000	20,000	14,861	14,861	14,861	0	14,861
Reparatii curente	20.02	3,000	3,000	3,000	0	0	0	0	0	0
Medicamente si materiale sanitare	20.04	10,000	10,000	10,000	0	0	0	0	0	0
Materiale sanitare	20.04.02	5,000	5,000	5,000	0	0	0	0	0	0
Dezinfectanti	20.04.04	5,000	5,000	5,000	0	0	0	0	0	0
Bunuri de natura obiectelor de inventar	20.05	100,000	100,000	100,000	15,000	0	0	0	0	0
Uniforme si echipament	20.05.01	90,000	90,000	90,000	10,000	0	0	0	0	0

Alte obiecte de inventar	20.05.30	10,000	10,000	10,000	5,000	0	0	0	0	0
Carti, publicatii si materiale documentare	20.11	2,000	2,000	2,000	0	0	0	0	0	364
Pregatire profesionala	20.13	2,000	2,000	2,000	0	0	0	0	0	0
Protectia muncii	20.14	25,000	25,000	25,000	2,000	1,500	1,500	1,500	0	1,500
Alte cheltuieli	20.30	39,000	39,000	39,000	5,000	12,660	12,660	4,730	7,930	9,395
Prime de asigurare non-viata	20.30.03	28,000	28,000	28,000	2,000	2,340	2,340	2,150	190	6,815
Chirii	20.30.04	11,000	11,000	11,000	3,000	10,320	10,320	2,580	7,740	2,580
TITLUL XI ALTE CHELTUIELI	59	90,000	90,000	90,000	27,000	23,384	23,384	23,384	0	24,276
Sume aferente persoanelor cu handicap neincadrate	59.40	90,000	90,000	90,000	27,000	23,384	23,384	23,384	0	24,276
70. CHELTUIELI DE CAPITAL (70=71+72)	70	240,000	240,000	240,000	33,000	0	0	0	0	20,041
TITLUL XIII ACTIVE NEFINANCIARE	71	240,000	240,000	240,000	33,000	0	0	0	0	20,041
Active fixe (inclusiv reparatii capitale)	71.01	240,000	240,000	240,000	33,000	0	0	0	0	20,041
Masini, echipamente si mijloace de transport	71.01.02	187,000	187,000	187,000	0	0	0	0	0	15,757
Mobilier, aparatura birotica si alte active corporale	71.01.03	20,000	20,000	20,000	0	0	0	0	0	3,581
Alte active fixe (inclusiv reparatii capitale)	71.01.30	33,000	33,000	33,000	33,000	0	0	0	0	703
TITLUL XIX PLATI EFECTUATE IN ANII PRECEDENTI SI RECUPERATE IN ANUL CURENT	85	0	0	0	0	-2,616	-2,616	-2,616	0	0
Plati efectuate in anii precedenti si recuperate in anul curent	85.01	0	0	0	0	-2,616	-2,616	-2,616	0	0
Plati efectuate in anii precedenti si recuperate in anul curent in sectiunea de functionare a bugetului local	85.01.01	0	0	0	0	-2,616	-2,616	-2,616	0	0

PRIMAR,  
Cristi Valentin Malsaila



DIRECTOR EXECUTIV,  
Carmen Grosu

Sef serviciu buget -contabilitate,  
Poieana Simona





Contul de executie al bugetului institutiilor publice la data de 31.03.2022  
sursa de finantare : 02

## Capitole: 65.02

Denumire	Cod Indicator	Credite de angajament	Credite Angajament Trimestriale	Credite bugetare initiale	Credite bugetare trimestriale	Angajamente bugetare	Angajamente legale	Plati efectuate	Angajamente legale de platit	Cheltuieli efective
<b>TOTAL CHELTUIELI</b>	<b>00</b>	<b>48,056,950</b>	<b>48,050,950</b>	<b>42,695,800</b>	<b>17,114,070</b>	<b>12,131,026</b>	<b>12,126,617</b>	<b>7,757,710</b>	<b>4,368,907</b>	<b>5,867,110</b>
<b>CHELTUIELI CURENTE</b>	<b>01</b>	<b>47,203,510</b>	<b>47,197,510</b>	<b>41,127,350</b>	<b>16,368,610</b>	<b>12,108,699</b>	<b>12,109,050</b>	<b>7,758,595</b>	<b>4,350,455</b>	<b>5,473,792</b>
<b>TITLUL I CHELTUIELI DE PERSONAL</b>	<b>10</b>	<b>2,540,000</b>	<b>2,540,000</b>	<b>2,540,000</b>	<b>610,500</b>	<b>405,901</b>	<b>405,901</b>	<b>405,901</b>	<b>0</b>	<b>601,168</b>
Cheltuieli salariale in bani	10.01	2,435,000	2,435,000	2,435,000	598,000	393,531	393,531	393,531	0	584,307
Salarii de baza	10.01.01	2,126,000	2,126,000	2,126,000	526,000	323,131	323,131	323,131	0	487,916
Sporuri pentru conditii de munca	10.01.05	36,000	36,000	36,000	36,000	35,004	35,004	35,004	0	37,624
Alte sporuri	10.01.06	0	0	0	0	0	0	0	0	0
Ore suplimentare	10.01.07	147,000	147,000	147,000	36,000	0	0	0	0	0
Fond pentru posturi ocupate prin cumul	10.01.10	0	0	0	0	0	0	0	0	0
Fond aferent platii cu ora	10.01.11	0	0	0	0	0	0	0	0	0
Indemnizatie de hrana	10.01.17	126,000	126,000	126,000	0	35,396	35,396	35,396	0	58,767
Alte drepturi salariale in bani	10.01.30	0	0	0	0	0	0	0	0	0
Cheltuieli salariale in natura	10.02	57,000	57,000	57,000	0	0	0	0	0	0
Tichete de vacanta	10.02.06	57,000	57,000	57,000	0	0	0	0	0	0
Contributii	10.03	48,000	48,000	48,000	12,500	12,370	12,370	12,370	0	16,861
Contributii de asigurari sociale de stat	10.03.01	0	0	0	0	0	0	0	0	0
Contributii de asigurari de somaj	10.03.02	0	0	0	0	0	0	0	0	0
Contributii de asigurari sociale de sanatate	10.03.03	0	0	0	0	0	0	0	0	0
Contributii de asigurari pentru accidente de munca si boli profesionale	10.03.04	0	0	0	0	0	0	0	0	0
Contributii pentru concedii si indemnizatii	10.03.06	0	0	0	0	0	0	0	0	0
Contributii la Fd. de garantare a creantelor salariale	10.03.07	48,000	48,000	48,000	12,500	12,370	12,370	12,370	0	16,861
<b>TITLUL II BUNURI SI SERVICII</b>	<b>20</b>	<b>16,945,000</b>	<b>16,942,000</b>	<b>16,942,000</b>	<b>5,868,700</b>	<b>3,751,117</b>	<b>3,751,468</b>	<b>3,543,440</b>	<b>208,028</b>	<b>4,309,676</b>
Bunuri si servicii	20.01	11,607,500	11,604,500	11,604,500	4,682,600	3,413,578	3,413,929	3,283,530	130,399	3,583,514
Furnituri de birou	20.01.01	118,500	118,500	118,500	30,800	11,197	11,197	9,961	1,236	22,324
Materiale pentru curatenie	20.01.02	421,500	421,500	421,500	87,000	36,080	36,080	31,000	5,080	103,159
Incalzit, iluminat si forta motrica	20.01.03	6,567,100	6,567,100	6,567,100	3,312,800	2,564,380	2,564,380	2,490,229	74,151	2,572,736
-incalzire-sistem centralizat (ENET)	20.01.03.01	4,599,000	4,599,000	4,599,000	2,322,000	1,823,697	1,823,697	1,754,242	69,455	1,836,102
-incalzire cu gaze (Distrigaz)	20.01.03.02	773,600	773,600	773,600	505,300	378,556	378,556	374,180	4,376	383,912
- energie electrica (ELECTRICA)	20.01.03.04	1,194,500	1,194,500	1,194,500	485,500	362,127	362,127	361,807	320	352,722
Apa, canal si salubritate	20.01.04	980,500	980,500	980,500	319,500	265,083	265,083	257,143	7,940	266,529
Carburanti si lubrifianti	20.01.05	83,600	83,600	83,600	22,000	11,201	11,201	7,950	3,251	33,510
Piese de schimb	20.01.06	14,000	14,000	14,000	3,500	25	25	25	0	25
Transport	20.01.07	210,600	210,600	210,600	65,700	36,333	36,333	34,914	1,419	36,333
Posta, telecomunicatii, radio, tv, internet	20.01.08	329,000	329,000	329,000	104,100	66,057	66,057	65,991	66	63,211
Materiale si prestari de servicii cu caracter functional	20.01.09	651,300	648,300	648,300	203,200	107,405	107,756	103,396	4,360	112,534



Alte bunuri si servicii pentru intretinere si functionare	20.01.30	2,231,400	2,231,400	2,231,400	534,000	315,817	315,817	282,921	32,896	373,153
Reparatii curente	20.02	2,253,000	2,253,000	2,253,000	774,000	58,521	58,521	56,222	2,299	81,563
Hrana	20.03	300,000	300,000	300,000	75,000	86,174	86,174	48,452	37,722	165,340
Hrana pentru oameni	20.03.01	300,000	300,000	300,000	75,000	86,174	86,174	48,452	37,722	165,340
Medicamente si materiale sanitare	20.04	539,500	539,500	539,500	71,800	2,776	2,776	2,578	198	75,168
Medicamente	20.04.01	9,000	9,000	9,000	1,000	0	0	0	0	1,247
Materiale sanitare	20.04.02	14,500	14,500	14,500	2,000	0	0	0	0	1,337
Dezinfectanti	20.04.04	516,000	516,000	516,000	68,800	2,776	2,776	2,578	198	72,584
Bunuri de natura obiectelor de inventar	20.05	1,039,000	1,039,000	1,039,000	113,500	71,945	71,945	41,123	30,822	284,609
Uniforme si echipament	20.05.01	7,500	7,500	7,500	0	0	0	0	0	2,020
Lenjerie si accesorii de pat	20.05.03	85,000	85,000	85,000	3,000	22,982	22,982	0	22,982	0
Alte obiecte de inventar	20.05.30	946,500	946,500	946,500	110,500	48,963	48,963	41,123	7,840	282,589
Deplasari, detasari, transferari	20.06	18,000	18,000	18,000	2,400	186	186	186	0	186
Deplasari interne, detasari, transferari	20.06.01	18,000	18,000	18,000	2,400	186	186	186	0	186
Materiale de laborator	20.09	19,500	19,500	19,500	0	0	0	0	0	864
Carti, publicatii si materiale documentare	20.11	46,000	46,000	46,000	4,300	1,685	1,685	1,685	0	441
Pregatire profesionala	20.13	37,000	37,000	37,000	5,100	1,254	1,254	1,254	0	1,254
Protectia muncii	20.14	67,000	67,000	67,000	3,200	1,071	1,071	1,071	0	2,083
Alte cheltuieli	20.30	1,018,500	1,018,500	1,018,500	136,800	113,927	113,927	107,339	6,588	114,654
Prime de asigurare non-viata	20.30.03	18,000	18,000	18,000	3,000	1,382	1,382	1,382	0	1,382
Chirii	20.30.04	222,500	222,500	222,500	44,500	43,528	43,528	43,528	0	43,528
Alte cheltuieli cu bunuri si servicii	20.30.30	778,000	778,000	778,000	89,300	69,017	69,017	62,429	6,588	69,744
TITLUL VII ALTE TRANSFERURI	55	584,000	584,000	584,000	146,000	114,376	114,376	21,870	92,506	21,870
A. Transferuri interne.	55.01	584,000	584,000	584,000	146,000	114,376	114,376	21,870	92,506	21,870
Finantarea invatamantului particular sau confesional acreditat	55.01.63	584,000	584,000	584,000	146,000	114,376	114,376	21,870	92,506	21,870
TITLUL IX ASISTENTA SOCIALA	57	2,386,000	2,386,000	2,386,000	669,100	501,991	501,991	490,323	11,668	493,699
Ajutoare sociale	57.02	2,386,000	2,386,000	2,386,000	669,100	501,991	501,991	490,323	11,668	493,699
Ajutoare sociale in numerar	57.02.01	1,676,000	1,676,000	1,676,000	440,000	329,718	329,718	329,718	0	321,426
Ajutoare sociale in natura	57.02.02	630,000	630,000	630,000	214,100	162,573	162,573	150,905	11,668	162,573
Tichete de cresa si tichete sociale pentru gradinita	57.02.03	80,000	80,000	80,000	15,000	9,700	9,700	9,700	0	9,700
TITLUL X PROIECTE CU FINANTARE DIN FONDURI EXT	58	17,309,510	17,309,510	11,239,350	7,827,310	7,300,805	7,300,805	3,262,552	4,038,253	12,870
Programe din Fondul European de Dezvoltare Regionala (FEDR)	58.01	17,309,510	17,309,510	11,239,350	7,827,310	7,300,805	7,300,805	3,262,552	4,038,253	12,870
Finantarea nationala	58.01.01	1,743,450	1,743,450	1,379,800	1,026,000	1,007,768	1,007,768	408,400	599,368	1,931
Finantarea externa nerambursabila	58.01.02	10,672,710	10,672,710	8,166,650	5,837,450	5,683,049	5,683,049	2,314,265	3,368,784	10,939
Cheltuieli neeligibile	58.01.03	4,893,350	4,893,350	1,692,900	963,860	609,988	609,988	539,887	70,101	0
TITLUL XI ALTE CHELTUIELI	59	7,439,000	7,436,000	7,436,000	1,247,000	34,509	34,509	34,509	0	34,509
Burse	59.01	7,439,000	7,436,000	7,436,000	1,247,000	34,509	34,509	34,509	0	34,509
70. CHELTUIELI DE CAPITAL (70=71+72)	70	853,440	853,440	1,568,450	745,460	22,860	18,100	2,500	15,600	393,318
TITLUL XIII ACTIVE NEFINANCIARE	71	853,440	853,440	1,568,450	745,460	22,860	18,100	2,500	15,600	393,318
Active fixe (inclusiv reparatii capitale)	71.01	853,440	853,440	1,568,450	745,460	22,860	18,100	2,500	15,600	393,318
Constructii	71.01.01	471,600	471,600	1,186,610	570,720	2,500	2,500	2,500	0	153,914
Masini, echipamente si mijloace de transport	71.01.02	107,940	107,940	107,940	83,540	15,600	15,600	0	15,600	52,487
Mobilier, aparatura birotica si alte active corporale	71.01.03	57,600	57,600	57,600	57,600	0	0	0	0	173,184
Alte active fixe (iunclusiv reparatii capitale)	71.01.30	216,300	216,300	216,300	33,600	4,760	0	0	0	13,733



TITLUL XIX PLATI EFECTUATE IN ANII PRECEDENTI SI RECUPERATE IN ANUL CURENT	85	0	0	0	0	-533	-533	-3,385	2,852	0
Plati din anii precedenti recuperate in anul curent	85.01	0	0	0	0	-533	-533	-3,385	2,852	0
Plati din anii precedenti recuperate in anul curent - SF	85.01.01	0	0	0	0	-533	-533	-3,385	2,852	0

PRIMAR,  
Cristi Valentin Misaila



DIRECTOR EXECUTIV,  
Carmen Grosu

Sef serviciu buget -contabilitate,  
Poieana Simona



## Contul de executie al bugetului institutiilor publice la data de 31.03.2022

sursa de finantare : 02

## Capitole: 66.02

Denumire	Cod Indicator	Credite de angajament	Credite Angajament Trimestriale	Credite bugetare initiale	Credite bugetare trimestriale	Angajamente bugetare	Angajamente legale	Plati efectuate	Angajamente legale de platit	Cheltuieli efective
<b>TOTAL CHELTUIELI</b>	<b>00</b>	<b>11,420,000</b>	<b>11,420,000</b>	<b>11,420,000</b>	<b>2,567,000</b>	<b>6,405,881</b>	<b>6,405,881</b>	<b>1,697,154</b>	<b>4,708,727</b>	<b>1,807,663</b>
<b>CHELTUIELI CURENTE</b>	<b>01</b>	<b>11,186,000</b>	<b>11,186,000</b>	<b>11,186,000</b>	<b>2,567,000</b>	<b>6,416,643</b>	<b>6,416,643</b>	<b>1,707,916</b>	<b>4,708,727</b>	<b>1,801,667</b>
<b>TITLUL I CHELTUIELI DE PERSONAL</b>	<b>10</b>	<b>8,240,000</b>	<b>8,240,000</b>	<b>8,240,000</b>	<b>1,770,000</b>	<b>6,032,038</b>	<b>6,032,038</b>	<b>1,431,218</b>	<b>4,600,820</b>	<b>1,420,970</b>
Cheltuieli salariale in bani	10.01	7,935,000	7,935,000	7,935,000	1,735,000	5,773,613	5,773,613	1,400,156	4,373,457	1,389,702
Salarii de baza	10.01.01	6,550,000	6,550,000	6,550,000	1,450,000	4,778,537	4,778,537	1,163,353	3,615,184	1,154,889
Alte sporuri	10.01.06	954,000	954,000	954,000	160,000	622,645	622,645	149,339	473,306	162,249
Indemnizatii de delegare	10.01.13	5,000	5,000	5,000	0	0	0	0	0	0
Indemnizatie de hrana	10.01.17	358,000	358,000	358,000	65,000	304,431	304,431	58,636	245,795	63,360
Alte drepturi salariale in bani	10.01.30	68,000	68,000	68,000	60,000	68,000	68,000	28,828	39,172	9,204
Cheltuieli salariale in natura	10.02	125,000	125,000	125,000	0	125,000	125,000	0	125,000	0
Tichete de vacanta	10.02.06	125,000	125,000	125,000	0	125,000	125,000	0	125,000	0
Contributii	10.03	180,000	180,000	180,000	35,000	133,425	133,425	31,062	102,363	31,268
Contributii fond de garantare	10.03.07	180,000	180,000	180,000	35,000	133,425	133,425	31,062	102,363	31,268
<b>TITLUL II BUNURI SI SERVICII</b>	<b>20</b>	<b>2,911,000</b>	<b>2,911,000</b>	<b>2,911,000</b>	<b>787,000</b>	<b>349,605</b>	<b>349,605</b>	<b>274,398</b>	<b>75,207</b>	<b>378,397</b>
Bunuri si servicii	20.01	2,371,000	2,371,000	2,371,000	647,000	283,772	283,772	268,966	14,806	322,799
Furnituri de birou	20.01.01	30,000	30,000	30,000	6,000	459	459	459	0	459
Materiale pentru curatenie	20.01.02	35,000	35,000	35,000	11,000	557	557	557	0	557
Incalzit, Iluminat si forta motrica	20.01.03	130,000	130,000	130,000	70,000	11,898	11,898	11,898	0	11,898
Incalzire Enet	20.01.03.0	100,000	100,000	100,000	50,000	10,976	10,976	10,976	0	10,976
Energie electrica(Electrica)	20.01.03.0	30,000	30,000	30,000	20,000	922	922	922	0	922
Apa, canal si salubritate	20.01.04	20,000	20,000	20,000	5,000	573	573	573	0	573
Materiale si prestari de servicii cu caracter functional	20.01.09	2,000,000	2,000,000	2,000,000	500,000	230,010	230,010	230,010	0	277,475
Alte bunuri si servicii pentru intretinere si functionare	20.01.30	156,000	156,000	156,000	55,000	40,275	40,275	25,469	14,806	31,837
Medicamente si materiale sanitare	20.04	470,000	470,000	470,000	115,000	61,909	61,909	1,509	60,400	1,909
Medicamente	20.04.01	90,000	90,000	90,000	15,000	20,157	20,157	157	20,000	157
Materiale sanitare	20.04.02	230,000	230,000	230,000	65,000	21,502	21,502	1,102	20,400	1,502
Dezinfectanti	20.04.04	150,000	150,000	150,000	35,000	20,250	20,250	250	20,000	250
Bunuri de natura obiectelor de inventar	20.05	59,000	59,000	59,000	25,000	3,924	3,924	3,923	1	3,683
Uniforme si echipament	20.05.01	19,000	19,000	19,000	0	0	0	0	0	0
Alte obiecte de inventar	20.05.30	40,000	40,000	40,000	25,000	3,924	3,924	3,923	1	3,683
Deplasari, detasari, transferari	20.06	3,000	3,000	3,000	0	0	0	0	0	0
Deplasari interne, detasari, transferari	20.06.01	3,000	3,000	3,000	0	0	0	0	0	0
Pregatire profesionala	20.13	3,000	3,000	3,000	0	0	0	0	0	0
Protectia muncii	20.14	5,000	5,000	5,000	0	0	0	0	0	0
Alte cheltuieli	20.30	0	0	0	0	0	0	0	0	50,006
Alte cheltuieli cu bunuri si servicii	20.30.30	0	0	0	0	0	0	0	0	50,006
<b>TITLUL IX ASISTENTA SOCIALA</b>	<b>57</b>	<b>35,000</b>	<b>35,000</b>	<b>35,000</b>	<b>10,000</b>	<b>35,000</b>	<b>35,000</b>	<b>2,300</b>	<b>32,700</b>	<b>2,300</b>



Ajutoare sociale	57.02	35,000	35,000	35,000	10,000	35,000	35,000	2,300	32,700	2,300
Ajutoare sociale in natura	57.02.02	35,000	35,000	35,000	10,000	35,000	35,000	2,300	32,700	2,300
70. CHELTUIELI DE CAPITAL (70=71+72)	70	234,000	234,000	234,000	0	0	0	0	0	5,996
TITLUL XIII ACTIVE NEFINANCIARE	71	234,000	234,000	234,000	0	0	0	0	0	5,996
Active fixe (inclusiv reparatii capitale)	71.01	234,000	234,000	234,000	0	0	0	0	0	5,996
Constructii	71.01.01	0	0	0	0	0	0	0	0	3,326
Masini, echipamente si mijloace de transport	71.01.02	234,000	234,000	234,000	0	0	0	0	0	2,173
Mobilier, aparatura birotica si alte active corporale	71.01.03	0	0	0	0	0	0	0	0	372
Alte active fixe (iunclusiv reparatii capitale)	71.01.30	0	0	0	0	0	0	0	0	125
TITLUL XIX PLATI EFECTUATE IN ANII PRECEDENTI SI RECUPERATE IN ANUL CURENT	85	0	0	0	0	-10,762	-10,762	-10,762	0	0
Plati efectuate in anii precedenti si recuperate in anul curent	85.01	0	0	0	0	-10,762	-10,762	-10,762	0	0
Plati efectuate in anii precedenti si recuperate in anul curent in sectiunea de functionare a bugetului local	85.01.01	0	0	0	0	-10,762	-10,762	-10,762	0	0

PRIMAR,  
Cristi Valentin Misaila

DIRECTOR EXECUTIV,  
Carmen Grosu

Sef serviciu buget -contabilitate,  
Poieana Simona

Contul de executie al bugetului institutiilor publice la data de 31.03.2022  
sursa de finantare : 02


## Capitole: 67.02

Denumire	Cod Indicator	Credite de angajament	Credite Angajament Trimestriale	Credite bugetare initiale	Credite bugetare trimestriale	Angajamente bugetare	Angajamente legale	Plati efectuate	Angajamente legale de platit	Cheltuieli efective
<b>TOTAL CHELTUIELI</b>	<b>00</b>	<b>29,431,330</b>	<b>29,431,330</b>	<b>29,778,460</b>	<b>7,754,460</b>	<b>6,535,370</b>	<b>6,528,949</b>	<b>6,389,039</b>	<b>139,910</b>	<b>7,043,677</b>
<b>CHELTUIELI CURENTE</b>	<b>01</b>	<b>27,656,000</b>	<b>27,656,000</b>	<b>27,656,000</b>	<b>7,342,000</b>	<b>6,419,179</b>	<b>6,412,758</b>	<b>6,386,306</b>	<b>26,452</b>	<b>6,483,153</b>
<b>TITLUL I CHELTUIELI DE PERSONAL</b>	<b>10</b>	<b>5,340,000</b>	<b>5,340,000</b>	<b>5,340,000</b>	<b>1,350,000</b>	<b>1,143,108</b>	<b>1,143,108</b>	<b>1,143,108</b>	<b>0</b>	<b>1,190,187</b>
Cheltuieli salariale in bani	10.01	5,083,000	5,083,000	5,083,000	1,320,000	1,118,058	1,118,058	1,118,058	0	1,163,997
Salarii de baza	10.01.01	4,613,000	4,613,000	4,613,000	1,200,000	1,032,027	1,032,027	1,032,027	0	1,074,158
Alte sporuri	10.01.06	60,000	60,000	60,000	15,000	4,029	4,029	4,029	0	5,029
Indemnizatie de hrana	10.01.17	410,000	410,000	410,000	105,000	82,002	82,002	82,002	0	84,810
Cheltuieli salariale in natura	10.02	137,000	137,000	137,000	0	0	0	0	0	0
Tichete de vacanta	10.02.06	137,000	137,000	137,000	0	0	0	0	0	0
Contributii	10.03	120,000	120,000	120,000	30,000	25,050	25,050	25,050	0	26,190
Contributii la Fd. de garantare a creantelor salariale	10.03.07	120,000	120,000	120,000	30,000	25,050	25,050	25,050	0	26,190
<b>TITLUL II BUNURI SI SERVICII</b>	<b>20</b>	<b>4,232,000</b>	<b>4,232,000</b>	<b>4,232,000</b>	<b>983,000</b>	<b>326,528</b>	<b>326,108</b>	<b>299,656</b>	<b>26,452</b>	<b>342,267</b>
Bunuri si servicii	20.01	2,574,000	2,574,000	2,574,000	732,000	291,443	291,443	268,396	23,047	315,221
Furnituri de birou	20.01.01	1,000	1,000	1,000	1,000	0	0	0	0	0
Materiale pentru curatenie	20.01.02	4,000	4,000	4,000	2,000	1,090	1,090	1,005	85	1,090
Incalzit, Iluminat si forta motrica	20.01.03	100,000	100,000	100,000	50,000	28,219	28,219	28,219	0	28,218
- energie electrica (ELECTRICA)	20.01.03.0	100,000	100,000	100,000	50,000	28,219	28,219	28,219	0	28,218
Apa, canal si salubritate	20.01.04	550,000	550,000	550,000	200,000	151,863	151,863	151,863	0	151,863
Carburanti si lubrifianti	20.01.05	30,000	30,000	30,000	10,000	2,038	2,038	1,477	561	1,518
Piese de schimb	20.01.06	30,000	30,000	30,000	5,000	1,129	1,129	921	208	1,129
Materiale si prestari de servicii cu caracter functional	20.01.09	1,799,000	1,799,000	1,799,000	449,000	103,566	103,566	81,373	22,193	126,763
Alte bunuri si servicii pentru intretinere si functionare	20.01.30	60,000	60,000	60,000	15,000	3,538	3,538	3,538	0	4,640
Reparatii curente	20.02	400,000	400,000	400,000	50,000	0	0	0	0	0
Bunuri de natura obiectelor de inventar	20.05	112,000	112,000	112,000	15,000	6,480	6,480	6,480	0	0
Uniforme si echipament	20.05.01	12,000	12,000	12,000	5,000	2,609	2,609	2,609	0	0
Alte obiecte de inventar	20.05.30	100,000	100,000	100,000	10,000	3,871	3,871	3,871	0	0
Protectia muncii	20.14	6,000	6,000	6,000	6,000	1,628	1,628	1,628	0	1,628
Contributii ale administratiei publice locale la realizare	20.19	500,000	500,000	500,000	0	0	0	0	0	0
Alte cheltuieli	20.30	640,000	640,000	640,000	180,000	26,977	26,557	23,152	3,405	25,418
Alte cheltuieli cu bunuri si servicii	20.30.30	640,000	640,000	640,000	180,000	26,977	26,557	23,152	3,405	25,418
<b>TITLUL VI TRANSFERURI INTRE UNITATI ALE ADMINISTRATIEI PUBLICE</b>	<b>51</b>	<b>17,964,000</b>	<b>17,964,000</b>	<b>17,964,000</b>	<b>4,966,000</b>	<b>4,911,500</b>	<b>4,911,500</b>	<b>4,911,500</b>	<b>0</b>	<b>4,911,500</b>
Transferuri curente	51.01	17,715,000	17,715,000	17,715,000	4,966,000	4,911,500	4,911,500	4,911,500	0	4,911,500
Transferuri catre institutii publice	51.01.01	17,715,000	17,715,000	17,715,000	4,966,000	4,911,500	4,911,500	4,911,500	0	4,911,500
Transferuri de capital	51.02	249,000	249,000	249,000	0	0	0	0	0	0
Alte transferuri de capital catre institutii publice	51.02.29	249,000	249,000	249,000	0	0	0	0	0	0




TITLUL XI ALTE CHELTUIELI	59	120,000	120,000	120,000	43,000	38,043	32,042	32,042	0	39,199
Programe pentru tineret	59.08	20	20,000	20,000	5,000	3	762	762	0	6,763
Sume af pers hand neincadrate	59.40	100,000	100,000	100,000	38,000	31,280	31,280	31,280	0	32,436
70. CHELTUIELI DE CAPITAL (70=71+72)	70	1,775,330	1,775,330	2,122,460	412,460	128,426	128,426	14,968	113,458	560,524
TITLUL XIII ACTIVE NEFINANCIARE	71	1,775,330	1,775,330	2,122,460	412,460	128,426	128,426	14,968	113,458	560,524
Active fixe (inclusiv reparatii capitale)	71.01	1,775,330	1,775,330	2,122,460	412,460	128,426	128,426	14,968	113,458	560,524
Constructii	71.01.01	639,150	639,150	986,280	171,280	24,246	24,246	14,968	9,278	449,048
Masini, echipamente si mijloace de transport	71.01.02	385,000	385,000	385,000	10,000	0	0	0	0	35,946
Mobilier, aparatura birotica si alte active corporale	71.01.03	0	0	0	0	0	0	0	0	72,954
Alte active fixe (iunclusiv reparatii capitale)	71.01.30	751,180	751,180	751,180	231,180	104,180	104,180	0	104,180	2,576
TITLUL XIX PLATI EFECTUATE IN ANII PRECEDENTI SI R	85	0	0	0	0	-12,235	-12,235	-12,235	0	0
Plati efectuate in anii precedenti si recuperate in anul	85.01	0	0	0	0	-12,235	-12,235	-12,235	0	0
Plati efectuate in anii precedenti si recuperate in anul	85.01.01	0	0	0	0	-12,235	-12,235	-12,235	0	0

PRIMAR,  
Cristi Valentin Misaila



DIRECTOR EXECUTIV,  
Carmen Grosu



Sef serviciu buget -contabilitate,  
Poieana Simona



**Contul de executie al bugetului institutiilor publice la data de 31.03.2022**  
sursa de finantare : 02

## Capitole: 68.02

Denumire	Cod Indicator	Credite de angajament	Credite Angajament Trimestriale	Credite bugetare initiale	Credite bugetare trimestriale	Angajamente bugetare	Angajamente legale	Plati efectuate	Angajamente legale de platit	Cheltuieli efective
<b>TOTAL CHELTUIELI</b>	<b>00</b>	<b>39,377,360</b>	<b>39,377,360</b>	<b>39,982,780</b>	<b>10,862,300</b>	<b>37,082,722</b>	<b>37,082,722</b>	<b>8,683,640</b>	<b>28,399,082</b>	<b>9,033,769</b>
<b>CHELTUIELI CURENTE</b>	<b>01</b>	<b>39,161,580</b>	<b>39,161,580</b>	<b>39,767,000</b>	<b>10,750,800</b>	<b>37,094,352</b>	<b>37,094,352</b>	<b>8,695,270</b>	<b>28,399,082</b>	<b>9,001,700</b>
<b>TITLUL I CHELTUIELI DE PERSONAL</b>	<b>10</b>	<b>24,141,000</b>	<b>24,141,000</b>	<b>24,141,000</b>	<b>6,700,000</b>	<b>23,383,000</b>	<b>23,383,000</b>	<b>5,637,953</b>	<b>17,745,047</b>	<b>5,754,024</b>
Cheltuieli salariale in bani	10.01	22,722,000	22,722,000	22,722,000	6,569,000	22,722,000	22,722,000	5,514,342	17,207,658	5,627,407
Salarii de baza	10.01.01	19,237,000	19,237,000	19,237,000	5,814,000	19,237,000	19,237,000	4,850,463	14,386,537	4,940,551
Sporuri pentru conditii de munca	10.01.05	277,000	277,000	277,000	65,000	277,000	277,000	44,563	232,437	44,885
Alte sporuri	10.01.06	802,000	802,000	802,000	171,000	802,000	802,000	105,696	696,304	106,706
Indemnizatii de delegare	10.01.13	3,000	3,000	3,000	0	3,000	3,000	0	3,000	0
Indemnizatie de hrana	10.01.17	2,351,000	2,351,000	2,351,000	508,000	2,351,000	2,351,000	502,939	1,848,061	523,766
Alte drepturi salariale in bani	10.01.30	52,000	52,000	52,000	11,000	52,000	52,000	10,681	41,319	11,499
Cheltuieli salariale in natura	10.02	814,000	814,000	814,000	0	56,000	56,000	0	56,000	0
Tichete de vacanta	10.02.06	814,000	814,000	814,000	0	56,000	56,000	0	56,000	0
Contributii	10.03	605,000	605,000	605,000	131,000	605,000	605,000	123,611	481,389	126,617
Contributii fond de garantare	10.03.07	605,000	605,000	605,000	131,000	605,000	605,000	123,611	481,389	126,617
<b>TITLUL II BUNURI SI SERVICII</b>	<b>20</b>	<b>2,737,000</b>	<b>2,737,000</b>	<b>2,737,000</b>	<b>749,800</b>	<b>1,649,006</b>	<b>1,649,006</b>	<b>453,960</b>	<b>1,195,046</b>	<b>576,315</b>
Bunuri si servicii	20.01	957,800	957,800	957,800	379,100	464,266	464,266	197,369	266,897	224,215
Furnituri de birou	20.01.01	15,000	15,000	15,000	3,500	2,667	2,667	2,667	0	4,234
Materiale pentru curatenie	20.01.02	28,000	28,000	28,000	2,500	300	300	300	0	5,094
Incalzit, iluminat si forta motrica	20.01.03	498,000	498,000	498,000	223,000	263,756	263,756	110,980	152,776	111,361
Incalzire Enet	20.01.03.0	240,000	240,000	240,000	101,000	240,000	240,000	87,605	152,395	87,605
Incalzire Distrigaz	20.01.03.0	120,000	120,000	120,000	62,000	18,013	18,013	17,632	381	18,013
Energie electrica(Electrica)	20.01.03.0	138,000	138,000	138,000	60,000	5,743	5,743	5,743	0	5,743
Apa, canal si salubritate	20.01.04	79,000	79,000	79,000	23,500	79,000	79,000	17,847	61,153	17,847
Carburanti si lubrifianti	20.01.05	12,000	12,000	12,000	3,500	1,500	1,500	1,500	0	2,216
Piese de schimb	20.01.06	2,500	2,500	2,500	1,000	0	0	0	0	0
Posta, telecomunicatii, radio, tv, internet	20.01.08	17,000	17,000	17,000	8,300	12,865	12,865	3,583	9,282	3,546
Materiale si prestari de servicii cu caracter functional	20.01.09	14,800	14,800	14,800	3,800	2,142	2,142	2,142	0	3,057
Alte bunuri si servicii pentru intretinere si functionare	20.01.30	291,500	291,500	291,500	110,000	102,036	102,036	58,350	43,686	76,860
Reparatii curente	20.02	193,000	193,000	193,000	0	800	800	0	800	800
Hrana	20.03	1,000,000	1,000,000	1,000,000	250,000	785,540	785,540	173,213	612,327	207,834
Hrana pentru oameni	20.03.01	1,000,000	1,000,000	1,000,000	250,000	785,540	785,540	173,213	612,327	207,834
Medicamente si materiale sanitare	20.04	67,500	67,500	67,500	28,000	6,085	6,085	6,085	0	8,524
Medicamente	20.04.01	15,500	15,500	15,500	10,000	1,880	1,880	1,880	0	2,104
Materiale sanitare	20.04.02	30,500	30,500	30,500	10,000	3,238	3,238	3,238	0	4,301



Dezinfectanti	20.04.04	21,500	21,500	21,500	8,000	967	967	967	0	2,119
Bunuri de natura obiectelor de inventar	20.05	63,000	63,000	63,000	13,500	4,187	4,187	4,187	0	61,836
Uniforme si echipament	20.05.01	12,000	12,000	12,000	0	0	0	0	0	1,887
Lenjerie si accesorii de pat	20.05.03	17,000	17,000	17,000	0	0	0	0	0	5,596
Alte obiecte de inventar	20.05.30	34,000	34,000	34,000	13,500	4,187	4,187	4,187	0	54,353
Deplasari, detasari, transferari	20.06	1,000	1,000	1,000	0	0	0	0	0	0
Deplasari interne, detasari, transferari	20.06.01	1,000	1,000	1,000	0	0	0	0	0	0
Carti, publicatii si materiale documentare	20.11	1,000	1,000	1,000	0	0	0	0	0	0
Pregatire profesionala	20.13	4,500	4,500	4,500	0	0	0	0	0	0
Protectia muncii	20.14	4,000	4,000	4,000	0	0	0	0	0	0
Contributii ale administratiei publice locale la realizarea unor lucrari si servicii de interes public local, in baza unor conventii sau contracte de asociere	20.19	352,000	352,000	352,000	69,000	352,000	352,000	67,085	284,915	67,085
Alte cheltuieli	20.30	93,200	93,200	93,200	10,200	36,128	36,128	6,021	30,107	6,021
Reclama si publicitate	20.30.01	2,000	2,000	2,000	0	0	0	0	0	0
Prime de asigurare non-viata	20.30.03	5,000	5,000	5,000	0	0	0	0	0	0
Chirii	20.30.04	36,200	36,200	36,200	9,200	36,128	36,128	6,021	30,107	6,021
Alte cheltuieli cu bunuri si servicii	20.30.30	50,000	50,000	50,000	1,000	0	0	0	0	0
TITLUL IX ASISTENTA SOCIALA	57	10,632,000	10,632,000	10,632,000	2,726,000	10,632,000	10,632,000	2,526,400	8,105,600	2,594,134
Ajutoare sociale	57.02	10,632,000	10,632,000	10,632,000	2,726,000	10,632,000	10,632,000	2,526,400	8,105,600	2,594,134
Ajutoare sociale in numerar	57.02.01	7,712,000	7,712,000	7,712,000	2,031,000	7,712,000	7,712,000	1,884,448	5,827,552	1,962,886
Ajutoare sociale in natura	57.02.02	2,620,000	2,620,000	2,620,000	620,000	2,620,000	2,620,000	575,952	2,044,048	575,952
Tichete cadou acordate pentru cheltuieli sociale	57.02.04	300,000	300,000	300,000	75,000	300,000	300,000	66,000	234,000	55,296
TITLUL X PROIECTE CU FINANTARE DIN FONDURI EXTERNE NERAMBURSABILE AFERENTE CADRULUI FINANCIAR 2014-2020	58	1,301,580	1,301,580	1,907,000	477,000	1,080,346	1,080,346	8,747	1,071,599	8,747
Programe din Fondul European de Dezvoltare Regionala (FEDR)	58.01	1,301,580	1,301,580	1,907,000	477,000	1,080,346	1,080,346	8,747	1,071,599	8,747
Finantarea nationala	58.01.01	196,000	196,000	287,000	72,000	152,252	152,252	1,312	150,940	1,312
Finantarea externa nerambursabila	58.01.02	1,105,580	1,105,580	1,620,000	405,000	928,094	928,094	7,435	920,659	7,435
TITLUL XI ALTE CHELTUIELI	59	350,000	350,000	350,000	98,000	350,000	350,000	68,210	281,790	68,480
Sume afer pers hand neincadrate	59.40	350,000	350,000	350,000	98,000	350,000	350,000	68,210	281,790	68,480
70. CHELTUIELI DE CAPITAL (70=71+72)	70	215,780	215,780	215,780	111,500	0	0	0	0	32,069
TITLUL XIII ACTIVE NEFINANCIARE	71	215,780	215,780	215,780	111,500	0	0	0	0	32,069
Active fixe (inclusiv reparatii capitale)	71.01	215,780	215,780	215,780	111,500	0	0	0	0	32,069
Constructii	71.01.01	0	0	0	0	0	0	0	0	12,565
Masini, echipamente si mijloace de transport	71.01.02	0	0	0	0	0	0	0	0	13,821
Mobilier, aparatura birotica si alte active corporale	71.01.03	63,500	63,500	63,500	63,500	0	0	0	0	4,711
Alte active fixe (iunclusiv reparatii capitale)	71.01.30	152,280	152,280	152,280	48,000	0	0	0	0	972
TITLUL XIX PLATI EFECTUATE IN ANII PRECEDENTI SI RECUPERATE IN ANUL CURENT	85	0	0	0	0	-11,630	-11,630	-11,630	0	0
Plati efectuate in anii precedenti si recuperate in anul curent	85.01	0	0	0	0	-11,630	-11,630	-11,630	0	0

Plati efectuate in anii precedenti si recuperate in anul curent in sectiunea de functionare a bugetului local	85.01.01	0	0	0	0	-11,630	-11,630	-11,630	0	0
---------------------------------------------------------------------------------------------------------------	----------	---	---	---	---	---------	---------	---------	---	---

PRIMAR,  
Cristi Valentin Misaila



DIRECTOR EXECUTIV,  
Carmen Grosu



Sef serviciu buget -contabilitate,  
Poieana Simona





**Contul de executie al bugetului institutiilor publice la data de 31.03.2022**  
sursa de finantare : 02

## Capitole: 70.02

Denumire	Cod Indicator	Credite de angajament	Credite Angajament Trimestriale	Credite bugetare initiale	Credite bugetare trimestriale	Angajamente bugetare	Angajamente legale	Plati efectuate	Angajamente legale de platit	Cheltuieli efective
<b>TOTAL CHELTUIELI</b>	<b>00</b>	<b>53,623,980.00</b>	<b>53,623,980.00</b>	<b>45,349,280.00</b>	<b>12,855,180.00</b>	<b>13,378,554.00</b>	<b>13,002,079.00</b>	<b>4,705,423.00</b>	<b>8,296,656.00</b>	<b>4,876,468.00</b>
<b>CHELTUIELI CURENTE</b>	<b>01</b>	<b>37,670,330.00</b>	<b>37,670,330.00</b>	<b>37,817,000.00</b>	<b>9,411,400.00</b>	<b>11,747,711.00</b>	<b>11,500,236.00</b>	<b>3,691,961.00</b>	<b>7,808,275.00</b>	<b>3,324,734.00</b>
<b>TITLUL I CHELTUIELI DE PERSONAL</b>	<b>10</b>	<b>7,280,000.00</b>	<b>7,280,000.00</b>	<b>7,280,000.00</b>	<b>1,701,000.00</b>	<b>1,604,096.00</b>	<b>1,604,096.00</b>	<b>1,604,096.00</b>	<b>0.00</b>	<b>1,656,941.00</b>
Cheltuieli salariale in bani	10.01	6,962,000.00	6,962,000.00	6,962,000.00	1,659,000.00	1,568,930.00	1,568,930.00	1,568,930.00	0.00	1,620,480.00
Salarii de baza	10.01.01	6,632,000.00	6,632,000.00	6,632,000.00	1,505,000.00	1,451,876.00	1,451,876.00	1,451,876.00	0.00	1,502,151.00
Sporuri pentru conditii de munca	10.01.05	15,000.00	15,000.00	15,000.00	4,000.00	393.00	393.00	393.00	0.00	362.00
Alte sporuri	10.01.06	220,000.00	220,000.00	220,000.00	55,000.00	22,368.00	22,368.00	22,368.00	0.00	23,467.00
Indemnizatie de hrana	10.01.17	95,000.00	95,000.00	95,000.00	95,000.00	94,293.00	94,293.00	94,293.00	0.00	94,500.00
Cheltuieli salariale in natura	10.02	148,000.00	148,000.00	148,000.00	0.00	0.00	0.00	0.00	0.00	0.00
Tichete de vacanta	10.02.06	148,000.00	148,000.00	148,000.00	0.00	0.00	0.00	0.00	0.00	0.00
Contributii	10.03	170,000.00	170,000.00	170,000.00	42,000.00	35,166.00	35,166.00	35,166.00	0.00	36,461.00
Contributii la Fd. de garantare a creantelor salariale	10.03.07	170,000.00	170,000.00	170,000.00	42,000.00	35,166.00	35,166.00	35,166.00	0.00	36,461.00
<b>TITLUL II BUNURI SI SERVICII</b>	<b>20</b>	<b>13,042,000.00</b>	<b>13,042,000.00</b>	<b>13,042,000.00</b>	<b>3,399,900.00</b>	<b>2,363,262.00</b>	<b>2,134,827.00</b>	<b>1,903,370.00</b>	<b>231,457.00</b>	<b>1,483,716.00</b>
Bunuri si servicii	20.01	11,499,000.00	11,499,000.00	11,499,000.00	3,059,900.00	2,110,359.00	1,952,192.00	1,765,220.00	186,972.00	1,358,358.00
Furnituri de birou	20.01.01	3,000.00	3,000.00	3,000.00	1,000.00	944.00	944.00	944.00	0.00	934.00
Materiale pentru curatenie	20.01.02	6,000.00	6,000.00	6,000.00	2,000.00	1,490.00	1,490.00	1,339.00	151.00	995.00
Incalzit, iluminat si forta motrica	20.01.03	5,988,000.00	5,988,000.00	5,988,000.00	1,655,000.00	1,199,043.00	1,199,043.00	1,197,317.00	1,726.00	711,904.00
-incalzire-sistem centralizat (ENET)	20.01.03.0	43,000.00	43,000.00	43,000.00	30,000.00	16,125.00	16,125.00	16,125.00	0.00	16,125.00
-incalzire cu gaze (Distrigaz)	20.01.03.0	95,000.00	95,000.00	95,000.00	75,000.00	70,747.00	70,747.00	70,747.00	0.00	70,747.00
- energie electrica (ELECTRICA)	20.01.03.0	5,850,000.00	5,850,000.00	5,850,000.00	1,550,000.00	1,112,171.00	1,112,171.00	1,110,445.00	1,726.00	625,032.00
Apa, canal si salubritate	20.01.04	94,000.00	94,000.00	94,000.00	19,000.00	9,693.00	9,693.00	8,077.00	1,616.00	9,693.00
Carburanti si lubrifianti	20.01.05	300,000.00	300,000.00	300,000.00	120,000.00	99,282.00	99,282.00	65,171.00	34,111.00	91,730.00
Piese de schimb	20.01.06	40,000.00	40,000.00	40,000.00	10,000.00	7,680.00	7,680.00	4,390.00	3,290.00	7,680.00
Posta, telecomunicatii, radio, tv, internet	20.01.08	50,000.00	50,000.00	50,000.00	10,000.00	11,991.00	11,991.00	2,943.00	9,048.00	11,990.00
Materiale si prestari de servicii cu caracter functional	20.01.09	4,558,000.00	4,558,000.00	4,558,000.00	1,132,900.00	600,101.00	456,428.00	427,723.00	28,705.00	431,649.00
Alte bunuri si servicii pentru intretinere si functionare	20.01.30	460,000.00	460,000.00	460,000.00	110,000.00	180,135.00	165,641.00	57,316.00	108,325.00	91,783.00
Reparatii curente	20.02	287,000.00	287,000.00	287,000.00	47,000.00	117,903.00	50,735.00	17,389.00	33,346.00	25,040.00
Hrana	20.03	30,000.00	30,000.00	30,000.00	7,000.00	5,690.00	5,690.00	5,690.00	0.00	17,397.00
Hrana pentru animale	20.03.02	30,000.00	30,000.00	30,000.00	7,000.00	5,690.00	5,690.00	5,690.00	0.00	17,397.00
Medicamente si materiale sanitare	20.04	19,000.00	19,000.00	19,000.00	6,000.00	887.00	887.00	887.00	0.00	11,934.00
Medicamente	20.04.01	10,000.00	10,000.00	10,000.00	2,000.00	887.00	887.00	887.00	0.00	9,579.00
Materiale sanitare	20.04.02	5,000.00	5,000.00	5,000.00	2,000.00	0.00	0.00	0.00	0.00	1,665.00
Dezinfectanti	20.04.04	4,000.00	4,000.00	4,000.00	2,000.00	0.00	0.00	0.00	0.00	690.00
Bunuri de natura obiectelor de inventar	20.05	545,000.00	545,000.00	545,000.00	110,000.00	60,086.00	60,086.00	60,086.00	0.00	0.00
Uniforme si echipament	20.05.01	40,000.00	40,000.00	40,000.00	10,000.00	3,669.00	3,669.00	3,669.00	0.00	0.00
Alte obiecte de inventar	20.05.30	505,000.00	505,000.00	505,000.00	100,000.00	56,417.00	56,417.00	56,417.00	0.00	0.00
Pregatire profesionala	20.13	1,000.00	1,000.00	1,000.00	1,000.00	0.00	0.00	0.00	0.00	0.00
Protectia muncii	20.14	9,000.00	9,000.00	9,000.00	2,000.00	2,884.00	2,884.00	1,784.00	1,100.00	2,884.00
Alte cheltuieli	20.30	652,000.00	652,000.00	652,000.00	167,000.00	65,453.00	62,353.00	52,314.00	10,039.00	68,103.00
Prime de asigurare non-viata	20.30.03	240,000.00	240,000.00	240,000.00	60,000.00	8,588.00	8,588.00	0.00	8,588.00	0.00

Chirii	20.30.04	72,000.00	72,000.00	72,000.00	17,000.00	16,941.00	16,941.00	16,940.00	1.00	16,941.00
Alte cheltuieli cu bunuri si servicii	20.30.30	340,000.00	340,000.00	340,000.00	90,000.00	39,924.00	36,824.00	35,374.00	1,450.00	51,162.00
TITLUL VII ALTE TRANSFERURI	55	170,000.00	170,000.00	170,000.00	135,000.00	131,462.00	131,462.00	131,462.00	0.00	131,462.00
A. Transferuri interne.	55.01	170,000.00	170,000.00	170,000.00	135,000.00	131,462.00	131,462.00	131,462.00	0.00	131,462.00
Alte transferuri curente interne	55.01.18	170,000.00	170,000.00	170,000.00	135,000.00	131,462.00	131,462.00	131,462.00	0.00	131,462.00
TITLUL X PROIECTE CU FINANTARE DIN FONDURI EXT	58	17,068,330.00	17,068,330.00	17,215,000.00	4,133,500.00	7,613,057.00	7,594,017.00	17,199.00	7,576,818.00	15,588.00
Programe din Fondul European de Dezvoltare Region	58.01	17,068,330.00	17,068,330.00	17,215,000.00	4,133,500.00	7,613,057.00	7,594,017.00	17,199.00	7,576,818.00	15,588.00
Finantarea nationala	58.01.01	7,742,930.00	7,742,930.00	4,484,000.00	1,077,000.00	1,159,297.00	1,156,441.00	2,580.00	1,153,861.00	2,338.00
Finantarea externa nerambursabila	58.01.02	8,475,400.00	8,475,400.00	12,561,000.00	3,006,500.00	6,453,760.00	6,437,576.00	14,619.00	6,422,957.00	13,250.00
Cheltuieli neeligibile	58.01.03	850,000.00	850,000.00	170,000.00	50,000.00	0.00	0.00	0.00	0.00	0.00
TITLUL XI ALTE CHELTUIELI	59	110,000.00	110,000.00	110,000.00	42,000.00	35,834.00	35,834.00	35,834.00	0.00	37,027.00
Sume af pers hand neincadrate	59.40	110,000.00	110,000.00	110,000.00	42,000.00	35,834.00	35,834.00	35,834.00	0.00	37,027.00
70. CHELTUIELI DE CAPITAL (70=71+72)	70	15,953,650.00	15,953,650.00	7,532,280.00	3,443,780.00	1,649,502.00	1,520,502.00	1,032,121.00	488,381.00	1,551,734.00
TITLUL XIII ACTIVE NEFINANCIARE	71	15,953,650.00	15,953,650.00	7,532,280.00	3,443,780.00	1,649,502.00	1,520,502.00	1,032,121.00	488,381.00	1,551,734.00
Active fixe (inclusiv reparatii capitale)	71.01	15,953,650.00	15,953,650.00	7,532,280.00	3,443,780.00	1,649,502.00	1,520,502.00	1,032,121.00	488,381.00	1,551,734.00
Constructii	71.01.01	12,068,770.00	12,068,770.00	3,570,280.00	2,281,780.00	1,031,355.00	1,021,355.00	932,122.00	89,233.00	1,362,830.00
Masini, echipamente si mijloace de transport	71.01.02	773,000.00	773,000.00	773,000.00	153,000.00	248,539.00	248,539.00	99,999.00	148,540.00	152,458.00
Mobilier, aparatura biroutica si alte active corporale	71.01.03	0.00	0.00	0.00	0.00	0.00	0.00	0.00	0.00	32,775.00
Alte active fixe (iunclusiv reparatii capitale)	71.01.30	3,111,880.00	3,111,880.00	3,189,000.00	1,009,000.00	369,608.00	250,608.00	0.00	250,608.00	3,671.00
TITLUL XIX PLATI EFECTUATE IN ANII PRECEDENTI SI RECUPERATE IN ANUL CURENT	85	0.00	0.00	0.00	0.00	-18,659.00	-18,659.00	-18,659.00	0.00	0.00
Plati efectuate in anii precedenti si recuperate in anul curent	85.01	0.00	0.00	0.00	0.00	-18,659.00	-18,659.00	-18,659.00	0.00	0.00
Plati efectuate in anii precedenti si recuperate in anul curent in sectiunea de functionare a bugetului local	85.01.01	0.00	0.00	0.00	0.00	-18,659.00	-18,659.00	-18,659.00	0.00	0.00
Plati efectuate in anii precedenti si recuperate in anul curent ?n sectiunea de dezvoltare a bugetului local	85.01.02	0.00	0.00	0.00	0.00	0.00	0.00	0.00	0.00	0.00

PRIMAR,  
Cristi Valentin Misaila



DIRECTOR EXECUTIV,  
Carmen Grosu

Sef serviciu buget -contabilitate,  
Poieana Simona





**Contul de executie al bugetului institutiilor publice la data de 31.03.2022**  
sursa de finantare : 02

## Capitole: 74.02

Denumire	CodIndicator	Credite de angajament	Credite Angajament Trimestriale	Credite bugetare initiale	Credite bugetare trimestriale	Angajamente bugetare	Angajamente legale	Plati efectuate	Angajamente legale de platit	Cheltuieli efective
<b>TOTAL CHELTUIELI</b>	<b>00</b>	<b>12,206,000</b>	<b>12,206,000</b>	<b>12,206,000</b>	<b>5,281,000</b>	<b>3,759,466</b>	<b>3,759,466</b>	<b>3,738,160</b>	<b>21,306</b>	<b>3,592,908</b>
<b>CHELTUIELI CURENTE</b>	<b>01</b>	<b>11,656,000</b>	<b>11,656,000</b>	<b>11,656,000</b>	<b>5,231,000</b>	<b>3,759,466</b>	<b>3,759,466</b>	<b>3,738,160</b>	<b>21,306</b>	<b>3,592,908</b>
<b>TITLUL I CHELTUIELI DE PERSONAL</b>	<b>10</b>	<b>820,000</b>	<b>820,000</b>	<b>820,000</b>	<b>222,000</b>	<b>200,866</b>	<b>200,866</b>	<b>200,866</b>	<b>0</b>	<b>195,972</b>
Cheltuieli salariale in bani	10.01	786,000	786,000	786,000	217,000	196,513	196,513	196,513	0	191,660
Salarii de baza	10.01.01	700,000	700,000	700,000	200,000	186,506	186,506	186,506	0	180,496
Alte sporuri	10.01.06	39,000	39,000	39,000	5,000	0	0	0	0	932
Indemnizatie de hrana	10.01.17	47,000	47,000	47,000	12,000	10,007	10,007	10,007	0	10,232
Cheltuieli salariale in natura	10.02	16,000	16,000	16,000	0	0	0	0	0	0
Tichete de vacanta	10.02.06	16,000	16,000	16,000	0	0	0	0	0	0
Contributii	10.03	18,000	18,000	18,000	5,000	4,353	4,353	4,353	0	4,312
Contributii la Fd. de garantare a creantelor salariale	10.03.07	18,000	18,000	18,000	5,000	4,353	4,353	4,353	0	4,312
<b>TITLUL II BUNURI SI SERVICII</b>	<b>20</b>	<b>10,754,000</b>	<b>10,754,000</b>	<b>10,754,000</b>	<b>4,936,000</b>	<b>3,499,597</b>	<b>3,499,597</b>	<b>3,478,291</b>	<b>21,306</b>	<b>3,337,876</b>
Bunuri si servicii	20.01	9,931,000	9,931,000	9,931,000	4,121,000	2,796,524	2,796,524	2,795,977	547	2,655,696
Furnituri de birou	20.01.01	1,000	1,000	1,000	1,000	214	214	214	0	214
Materiale pentru curatenie	20.01.02	3,000	3,000	3,000	2,000	0	0	0	0	0
Apa, canal si salubritate	20.01.04	8,900,000	8,900,000	8,900,000	3,870,000	2,572,122	2,572,122	2,572,122	0	2,572,122
Carburanti si lubrifianti	20.01.05	20,000	20,000	20,000	5,000	627	627	80	547	627
Piese de schimb	20.01.06	1,000	1,000	1,000	1,000	405	405	405	0	404
Materiale si prestari de servicii cu caracter functional	20.01.09	1,000,000	1,000,000	1,000,000	240,000	221,431	221,431	221,431	0	80,605
Alte bunuri si servicii pentru intretinere si functionare	20.01.30	6,000	6,000	6,000	2,000	1,725	1,725	1,725	0	1,724
Bunuri de natura obiectelor de inventar	20.05	11,000	11,000	11,000	3,000	134	134	134	0	0
Uniforme si echipament	20.05.01	7,000	7,000	7,000	2,000	0	0	0	0	0
Alte obiecte de inventar	20.05.30	4,000	4,000	4,000	1,000	134	134	134	0	0
Protectia muncii	20.14	1,000	1,000	1,000	1,000	170	170	170	0	170
Contributii ale administratiei publice locale la realizarea	20.19	121,000	121,000	121,000	121,000	20,759	20,759	0	20,759	0
Alte cheltuieli	20.30	690,000	690,000	690,000	690,000	682,010	682,010	682,010	0	682,010
Alte cheltuieli cu bunuri si servicii	20.30.30	690,000	690,000	690,000	690,000	682,010	682,010	682,010	0	682,010
<b>TITLUL VII ALTE TRANSFERURI</b>	<b>55</b>	<b>70,000</b>	<b>70,000</b>	<b>70,000</b>	<b>70,000</b>	<b>56,177</b>	<b>56,177</b>	<b>56,177</b>	<b>0</b>	<b>56,177</b>
A. Transferuri interne.	55.01	70,000	70,000	70,000	70,000	56,177	56,177	56,177	0	56,177
Alte transferuri curente interne	55.01.18	70,000	70,000	70,000	70,000	56,177	56,177	56,177	0	56,177
<b>TITLUL XI ALTE CHELTUIELI</b>	<b>59</b>	<b>12,000</b>	<b>12,000</b>	<b>12,000</b>	<b>3,000</b>	<b>2,826</b>	<b>2,826</b>	<b>2,826</b>	<b>0</b>	<b>2,883</b>
Sume af pers hand neincadrate	59.40	12,000	12,000	12,000	3,000	2,826	2,826	2,826	0	2,883
<b>70. CHELTUIELI DE CAPITAL (70=71+72)</b>	<b>70</b>	<b>550,000</b>	<b>550,000</b>	<b>550,000</b>	<b>50,000</b>	<b>0</b>	<b>0</b>	<b>0</b>	<b>0</b>	<b>0</b>
<b>TITLUL XIII ACTIVE NEFINANCIARE</b>	<b>71</b>	<b>550,000</b>	<b>550,000</b>	<b>550,000</b>	<b>50,000</b>	<b>0</b>	<b>0</b>	<b>0</b>	<b>0</b>	<b>0</b>
Active fixe (inclusiv reparatii capitale)	71.01	550,000	550,000	550,000	50,000	0	0	0	0	0
Masini, echipamente si mijloace de transport	71.01.02	250,000	250,000	250,000	50,000	0	0	0	0	0


Alte active fixe (iunclusiv reparatii capitale)	71.01.30	300,000	300,000	300,000	0	0	0	0	0	0

PRIMAR,  
Cristi Valentin Misailă



DIRECTOR EXECUTIV,  
Carmen Grosu

Sef serviciu buget -contabilitate,  
Poiana Simona






**Contul de executie al bugetului institutiilor publice la data de 31.03.2022**  
sursa de finantare : 02

## Capitole: 80.02

Denumire	Cod Indicator	Credite de angajament	Credite Angajament Trimestriale	Credite bugetare initiale	Credite bugetare trimestriale	Angajamente bugetare	Angajamente legale	Plati efectuate	Angajamente legale de platit	Cheltuieli efective
<b>TOTAL CHELTUIELI</b>	<b>00</b>	<b>5,540,000</b>	<b>5,540,000</b>	<b>5,540,000</b>	<b>1,585,000</b>	<b>1,146,662</b>	<b>1,146,662</b>	<b>1,146,662</b>	<b>0</b>	<b>347,212</b>
<b>CHELTUIELI CURENTE</b>	<b>01</b>	<b>1,200,000</b>	<b>1,200,000</b>	<b>1,200,000</b>	<b>500,000</b>	<b>347,212</b>	<b>347,212</b>	<b>347,212</b>	<b>0</b>	<b>347,212</b>
TITLUL II BUNURI SI SERVICII	20	1,200,000	1,200,000	1,200,000	500,000	347,212	347,212	347,212	0	347,212
Alte cheltuieli	20.30	1,200,000	1,200,000	1,200,000	500,000	347,212	347,212	347,212	0	347,212
Alte cheltuieli cu bunuri si servicii	20.30.30	1,200,000	1,200,000	1,200,000	500,000	347,212	347,212	347,212	0	347,212
79. OPERATIUNI FINANCIARE (79=80+81)	79	4,340,000	4,340,000	4,340,000	1,085,000	799,450	799,450	799,450	0	0
TITLUL XVII RAMBURSARI DE CREDITE	81	4,340,000	4,340,000	4,340,000	1,085,000	799,450	799,450	799,450	0	0
Rambursari de credite interne	81.02	4,340,000	4,340,000	4,340,000	1,085,000	799,450	799,450	799,450	0	0
Rambursari de credite aferente datoriei publice interne locale	81.02.05	4,340,000	4,340,000	4,340,000	1,085,000	799,450	799,450	799,450	0	0

PRIMAR,  
Cristi Valentin Misaila

DIRECTOR EXECUTIV,  
Carmen Grosu

Sef serviciu buget -contabilitate,  
Poieana Simona

**Contul de executie al bugetului institutiilor publice la data de 31.03.2022**  
sursa de finantare : 02

## Capitole: 81.02

Denumire	Cod Indicator	Credite de angajament	Credite Angajament Trimestriale	Credite bugetare initiale	Credite bugetare trimestriale	Angajamente bugetare	Angajamente legale	Plati efectuate	Angajamente legale de platit	Cheltuieli efective
<b>TOTAL CHELTUIELI</b>	<b>00</b>	<b>19,360,000</b>	<b>19,360,000</b>	<b>19,360,000</b>	<b>9,100,000</b>	<b>8,747,642</b>	<b>8,747,642</b>	<b>8,747,642</b>	<b>0</b>	<b>12,822,765</b>
<b>CHELTUIELI CURENTE</b>	<b>01</b>	<b>19,210,000</b>	<b>19,210,000</b>	<b>19,210,000</b>	<b>9,100,000</b>	<b>8,747,642</b>	<b>8,747,642</b>	<b>8,747,642</b>	<b>0</b>	<b>12,586,704</b>
TITLUL II BUNURI SI SERVICII	20	10,000	10,000	10,000	0	0	0	0	0	0
Bunuri si servicii	20.01	10,000	10,000	10,000	0	0	0	0	0	0
Furnituri de birou	20.01.01	10,000	10,000	10,000	0	0	0	0	0	0
TITLUL IV SUBVENTII	40	19,100,000	19,100,000	19,100,000	9,000,000	8,747,642	8,747,642	8,747,642	0	12,586,662
Subventii pentru acoperirea diferentelor de pret si tarif	40.03	7,100,000	7,100,000	7,100,000	0	0	0	0	0	3,839,020
Subventii pt. compensarea cresterilor neprevizionate ale preturilor la combustibili	40.20	12,000,000	12,000,000	12,000,000	9,000,000	8,747,642	8,747,642	8,747,642	0	8,747,642
TITLUL X PROIECTE CU FINANTARE DIN FONDURI EXTERNE NERAMBURSABILE AFERENTE CADRULUI FINANCIAR 2014-2020	58	100,000	100,000	100,000	100,000	0	0	0	0	42
Alte programe comunitare finantate in perioada 2014-2020	58.15	100,000	100,000	100,000	100,000	0	0	0	0	42
Finantare externa nerambursabila	58.15.02	100,000	100,000	100,000	100,000	0	0	0	0	42
70. CHELTUIELI DE CAPITAL (70=71+72)	70	150,000	150,000	150,000	0	0	0	0	0	236,061
TITLUL XIII ACTIVE NEFINANCIARE	71	150,000	150,000	150,000	0	0	0	0	0	236,061
Active fixe (inclusiv reparatii capitale)	71.01	150,000	150,000	150,000	0	0	0	0	0	236,061
Constructii	71.01.01	0	0	0	0	0	0	0	0	236,061
Alte active fixe (iunclusiv reparatii capitale)	71.01.30	150,000	150,000	150,000	0	0	0	0	0	0

PRIMAR,  
Cristi Valentin Misaila



DIRECTOR EXECUTIV,  
Carmen Grosu



Sef serviciu buget -contabilitate,  
Poieana Simona






**Contul de executie al bugetului institutiilor publice la data de 31.03.2022**  
sursa de finantare : 02

## Capitole: 84.02

Denumire	Cod Indicator	Credite de angajament	Credite Angajament Trimestriale	Credite bugetare initiale	Credite bugetare trimestriale	Angajamente bugetare	Angajamente legale	Plati efectuate	Angajamente legale de platit	Cheltuieli efective
<b>TOTAL CHELTUIELI</b>	<b>00</b>	<b>84,372,130</b>	<b>84,372,130</b>	<b>159,617,090</b>	<b>42,882,790</b>	<b>108,660,245</b>	<b>108,406,448</b>	<b>7,473,967</b>	<b>100,932,481</b>	<b>2,239,155</b>
<b>CHELTUIELI CURENTE</b>	<b>01</b>	<b>80,941,560</b>	<b>80,941,560</b>	<b>145,928,920</b>	<b>36,860,090</b>	<b>106,808,106</b>	<b>106,792,041</b>	<b>7,496,105</b>	<b>99,295,936</b>	<b>2,233,245</b>
<b>TITLUL I CHELTUIELI DE PERSONAL</b>	<b>10</b>	<b>2,575,000</b>	<b>2,575,000</b>	<b>2,575,000</b>	<b>625,000</b>	<b>468,142</b>	<b>468,142</b>	<b>468,142</b>	<b>0</b>	<b>550,427</b>
Cheltuieli salariale in bani	10.01	2,463,000	2,463,000	2,463,000	610,000	458,132	458,132	458,132	0	538,315
Salarii de baza	10.01.01	2,237,000	2,237,000	2,237,000	560,000	432,348	432,348	432,348	0	507,380
Alte sporuri	10.01.06	63,000	63,000	63,000	10,000	0	0	0	0	0
Indemnizatie de hrana	10.01.17	163,000	163,000	163,000	40,000	25,784	25,784	25,784	0	30,935
Cheltuieli salariale in natura	10.02	51,000	51,000	51,000	0	0	0	0	0	0
Tichete de vacanta	10.02.06	51,000	51,000	51,000	0	0	0	0	0	0
Contributii	10.03	61,000	61,000	61,000	15,000	10,010	10,010	10,010	0	12,112
Contributii la Fd. de garantare a creantelor salariale	10.03.07	61,000	61,000	61,000	15,000	10,010	10,010	10,010	0	12,112
<b>TITLUL II BUNURI SI SERVICII</b>	<b>20</b>	<b>9,196,000</b>	<b>9,196,000</b>	<b>9,196,000</b>	<b>1,540,000</b>	<b>503,804</b>	<b>503,804</b>	<b>495,729</b>	<b>8,075</b>	<b>429,382</b>
Bunuri si servicii	20.01	1,750,500	1,750,500	1,750,500	547,500	487,499	487,499	480,025	7,474	425,100
Furnituri de birou	20.01.01	4,000	4,000	4,000	1,000	0	0	0	0	0
Materiale pentru curatenie	20.01.02	3,000	3,000	3,000	3,000	0	0	0	0	0
Incalzit, Iluminat si forta motrica	20.01.03	42,000	42,000	42,000	20,000	2,490	2,490	0	2,490	2,490
-incalzire-sistem centralizat (ENET)	20.01.03.01	25,000	25,000	25,000	10,000	0	0	0	0	0
- energie electrica (ELECTRICA)	20.01.03.04	17,000	17,000	17,000	10,000	2,490	2,490	0	2,490	2,490
Apa, canal si salubritate	20.01.04	1,300,000	1,300,000	1,300,000	350,000	342,932	342,932	342,932	0	342,932
Carburanti si lubrifianti	20.01.05	16,000	16,000	16,000	8,000	5,311	5,311	3,392	1,919	4,796
Posta, telecomunicatii, radio, tv, internet	20.01.08	5,500	5,500	5,500	5,500	0	0	0	0	0
Materiale si prestari de servicii cu caracter functional	20.01.09	130,000	130,000	130,000	80,000	57,222	57,222	57,222	0	52,207
Alte bunuri si servicii pentru intretinere si functionare	20.01.30	250,000	250,000	250,000	80,000	79,544	79,544	76,479	3,065	22,675
Reparatii curente	20.02	7,200,000	7,200,000	7,200,000	940,000	1	1	0	1	0
Bunuri de natura obiectelor de inventar	20.05	218,500	218,500	218,500	46,500	12,022	12,022	12,022	0	0
Uniforme si echipament	20.05.01	27,000	27,000	27,000	5,000	3,227	3,227	3,227	0	0
Alte obiecte de inventar	20.05.30	191,500	191,500	191,500	41,500	8,795	8,795	8,795	0	0
Protectia muncii	20.14	5,000	5,000	5,000	1,000	1,360	1,360	760	600	1,360
Alte cheltuieli	20.30	22,000	22,000	22,000	5,000	2,922	2,922	2,922	0	2,922
Chirii	20.30.04	12,000	12,000	12,000	3,000	2,922	2,922	2,922	0	2,922
Alte cheltuieli cu bunuri si servicii	20.30.30	10,000	10,000	10,000	2,000	0	0	0	0	0
<b>TITLUL VII ALTE TRANSFERURI</b>	<b>55</b>	<b>6,800,000</b>	<b>6,800,000</b>	<b>6,800,000</b>	<b>1,800,000</b>	<b>1,175,717</b>	<b>1,175,717</b>	<b>1,175,717</b>	<b>0</b>	<b>1,175,618</b>
A. Transferuri interne.	55.01	6,800,000	6,800,000	6,800,000	1,800,000	1,175,717	1,175,717	1,175,717	0	1,175,618
Alte transferuri curente interne	55.01.18	6,800,000	6,800,000	6,800,000	1,800,000	1,175,717	1,175,717	1,175,717	0	1,175,618

TITLUL X PROIECTE CU FINANTARE DIN FONDURI EXTERNE NERAMBURSABILE AFERENTE CADRULUI FINANCIAR 2014-2020	58	62,330,560	62,330,560	127,317,920	32,885,090	104,636,200	104,636,755	5,348,894	99,287,861	68,587
Programe din Fondul European de Dezvoltare Regionala (FEDR)	58.01	62,330,560	62,330,560	127,310,830	32,878,000	104,648,120	104,632,055	5,344,194	99,287,861	62,760
Finantarea nationala	58.01.01	8,968,700	8,968,700	20,614,830	4,084,000	15,749,017	15,746,607	750,428	14,996,179	9,414
Finantarea externa nerambursabila	58.01.02	48,659,930	48,659,930	102,833,000	25,008,000	85,036,103	85,022,448	4,593,766	80,428,682	53,346
Cheltuieli neeligibile	58.01.03	4,701,930	4,701,930	3,863,000	3,786,000	3,863,000	3,863,000	0	3,863,000	0
Programe din Fondul Social European (FSE)	58.02	0	0	7,090	7,090	4,700	4,700	4,700	0	5,827
Finantarea nationala	58.02.01	0	0	1,060	1,060	705	705	705	0	874
Finantarea externa nerambursabila	58.02.02	0	0	6,030	6,030	3,995	3,995	3,995	0	4,953
TITLUL XI ALTE CHELTUIELI	59	40,000	40,000	40,000	10,000	7,623	7,623	7,623	0	9,231
Sume af pers hand neincadrate	59.40	40,000	40,000	40,000	10,000	7,623	7,623	7,623	0	9,231
70. CHELTUIELI DE CAPITAL (70=71+72)	70	3,430,570	3,430,570	13,688,170	6,022,700	1,875,098	1,637,366	821	1,636,545	5,910
TITLUL XIII ACTIVE NEFINANCIARE	71	3,430,570	3,430,570	13,688,170	6,022,700	1,875,098	1,637,366	821	1,636,545	5,910
Active fixe (inclusiv reparatii capitale)	71.01	3,430,570	3,430,570	13,688,170	6,022,700	1,875,098	1,637,366	821	1,636,545	5,910
Constructii	71.01.01	2,692,070	2,692,070	12,949,670	5,826,700	1,521,588	1,518,366	821	1,517,545	3,295
Masini, echipamente si mijloace de transport	71.01.02	15,000	15,000	15,000	15,000	0	0	0	0	390
Mobilier, aparatura birotica si alte active corporale	71.01.03	0	0	0	0	0	0	0	0	2,225
Alte active fixe (iunclusiv reparatii capitale)	71.01.30	723,500	723,500	723,500	181,000	353,510	119,000	0	119,000	0
TITLUL XIX PLATI EFECTUATE IN ANII PRECEDENTI SI RECUPERATE IN ANUL CURENT	85	0	0	0	0	-22,959	-22,959	-22,959	0	0
Plati efectuate in anii precedenti si recuperate in anul curent	85.01	0	0	0	0	-22,959	-22,959	-22,959	0	0
Plati efectuate in anii precedenti si recuperate in anul curent in sectiunea de functionare a bugetului local	85.01.01	0	0	0	0	-22,959	-22,959	-22,959	0	0

PRIMAR,  
Cristi Valentin Misaija



DIRECTOR EXECUTIV,  
Carmen Grosu

Sef serviciu buget -contabilitate,  
Poieana Simona





Contul de executie al bugetului institutiilor publice la data de 31.03.2022  
sursa de finantare : 07



Denumire	Cod Indicator	Credite de angajament	Credite Angajament Trimestriale	Credite bugetare initiale	Credite bugetare trimestriale	Angajamente bugetare	Angajamente legale	Plati efectuate	Angajamente legale de platit	Cheltuieli efective
<b>TOTAL CHELTUIELI</b>	<b>C</b>	<b>2,926,250</b>	<b>2,926,250</b>	<b>12,730,060</b>	<b>10,371,890</b>	<b>4,446,844</b>	<b>4,446,844</b>	<b>2,482,964</b>	<b>1,963,880</b>	<b>4,498,306</b>
Partea a III-a CHELTUIELI SOCIAL-CULTURALE	64.07	2,049,740	2,049,740	8,638,000	6,279,830	2,423,385	2,423,385	2,400,747	22,638	4,498,306
Invatamant	65.07	711,010	711,010	1,598,190	1,598,190	0	0	0	0	0
Învatamânt secundar	65.07.04	711,010	711,010	1,598,190	1,598,190	0	0	0	0	0
Învatamânt secundar superior	65.07.04.02	711,010	711,010	1,598,190	1,598,190	0	0	0	0	0
Cultura, recreere si religie	67.07	1,338,730	1,338,730	7,039,810	4,681,640	2,423,385	2,423,385	2,400,747	22,638	4,498,306
Servicii recreative si sportive	67.07.05	1,338,730	1,338,730	7,039,810	4,681,640	2,423,385	2,423,385	2,400,747	22,638	4,498,306
Intretinere gradini publice,parcuri,zone verzi,baze sp	67.07.05.03	1,338,730	1,338,730	7,039,810	4,681,640	2,423,385	2,423,385	2,400,747	22,638	4,498,306
Partea a V-a ACTIUNI ECONOMICE	79.07	876,510	876,510	4,092,060	4,092,060	2,023,459	2,023,459	82,217	1,941,242	0
Transporturi	84.07	876,510	876,510	4,092,060	4,092,060	2,023,459	2,023,459	82,217	1,941,242	0
Transport rutier	84.07.03	876,510	876,510	4,092,060	4,092,060	2,023,459	2,023,459	82,217	1,941,242	0
Strazi	84.07.03.03	876,510	876,510	4,092,060	4,092,060	2,023,459	2,023,459	82,217	1,941,242	0

PRIMAR,  
Cristi Valentin Misaila



DIRECTOR EXECUTIV,  
Carmen Grosu

Sef serviciu buget -contabilitate,  
Poieana Simona

**Contul de executie al bugetului institutiilor publice la data de 31.03.2022**  
**sursa de finantare : 07**


## Capitole: 65.07

Denumire	Cod Indicator	Credite de angajament	Credite Angajament Trimestriale	Credite bugetare initiale	Credite bugetare trimestriale	Angajamente bugetare	Angajamente legale	Plati efectuate	Angajamente legale de platit	Cheltuieli efective
<b>TOTAL CHELTUIELI</b>										
<b>70. CHELTUIELI DE CAPITAL (70=71+72)</b>	<b>00</b>	<b>711,010</b>	<b>711,010</b>	<b>1,598,190</b>	<b>1,598,190</b>	<b>0</b>	<b>0</b>	<b>0</b>	<b>0</b>	<b>0</b>
TITLUL XIII ACTIVE NEFINANCIARE	70	711,010	711,010	1,598,190	1,598,190	0	0	0	0	0
Active fixe (inclusiv reparatii capitale)	71	711,010	711,010	1,598,190	1,598,190	0	0	0	0	0
Constructii	71.01	711,010	711,010	1,598,190	1,598,190	0	0	0	0	0
	71.01.01	711,010	711,010	1,598,190	1,598,190	0	0	0	0	0

PRIMAR,  
Cristi Valentin Misaila



DIRECTOR EXECUTIV,  
Carmen Grosu



Sef serviciu buget -contabilitate,  
Poiana Simona





Contul de executie al bugetului institutiilor publice la data de 31.03.2022  
sursa de finantare : 07

## Capitole: 67.07

Denumire	Cod Indicator	Credite de angajament	Credite Angajament Trimestriale	Credite bugetare initiale	Credite bugetare trimestriale	Angajamente bugetare	Angajamente legale	Plati efectuate	Angajamente legale de platit	Cheltuieli efective
TOTAL CHELTUIELI	00	1,338,730	1,338,730	7,039,810	4,681,640	2,423,385	2,423,385	2,400,747	22,638	4,498,306
70. CHELTUIELI DE CAPITAL (70=71+72)	70	1,338,730	1,338,730	7,039,810	4,681,640	2,423,385	2,423,385	2,400,747	22,638	4,498,306
TITLUL XIII ACTIVE NEFINANCIARE	71	1,338,730	1,338,730	7,039,810	4,681,640	2,423,385	2,423,385	2,400,747	22,638	4,498,306
Active fixe (inclusiv reparatii capitale)	71.01	1,338,730	1,338,730	7,039,810	4,681,640	2,423,385	2,423,385	2,400,747	22,638	4,498,306
Constructii	71.01.01	1,338,730	1,338,730	7,039,810	4,681,640	2,423,385	2,423,385	2,400,747	22,638	4,498,306

PRIMAR,  
Cristi Valentin Misaila



DIRECTOR EXECUTIV,  
Carmen Grosu

Sef serviciu buget -contabilitate,  
Poiana Simona



**Contul de executie al bugetului institutiilor publice la data de 31.03.2022**  
**sursa de finantare : 07**

**Capitole: 84.07**

Denumire	Cod Indicator	Credite de angajament	Credite Angajament Trimestriale	Credite bugetare initiale	Credite bugetare trimestriale	Angajamente bugetare	Angajamente legale	Plati efectuate	Angajamente legale de platit	Cheltuieli efective
<b>TOTAL CHELTUIELI</b>	<b>00</b>	<b>876,510</b>	<b>876,510</b>	<b>4,092,060</b>	<b>4,092,060</b>	<b>2,023,459</b>	<b>2,023,459</b>	<b>82,217</b>	<b>1,941,242</b>	<b>0</b>
70. CHELTUIELI DE CAPITAL (70=71+72)	70	876,510	876,510	4,092,060	4,092,060	2,023,459	2,023,459	82,217	1,941,242	0
TITLUL XIII ACTIVE NEFINANCIARE	71	876,510	876,510	4,092,060	4,092,060	2,023,459	2,023,459	82,217	1,941,242	0
Active fixe (inclusiv reparatii capitale)	71.01	876,510	876,510	4,092,060	4,092,060	2,023,459	2,023,459	82,217	1,941,242	0
Constructii	71.01.01	876,510	876,510	4,092,060	4,092,060	2,023,459	2,023,459	82,217	1,941,242	0

PRIMAR,  
Cristi Valentin Misaila



DIRECTOR EXECUTIV,  
Carmen Grosu

Sef serviciu buget -contabilitate,  
Poieana Simona





**Contul de executie al bugetului institutiilor publice la data de 31.03.2022**  
sursa de finantare : 10

Cod Indicator	Denumire	Prev. bug. initiale	Prev. bug. trim./def.	Drepturi const. TOTAL	Drepturi const. din anii precedenti	Drepturi const. anul curent	Incasari realizate	Stingeri pe alte cai decat incasari	Drepturi const. de incasat
<b>V</b>	<b>TOTAL VENITURI</b>	<b>27,001,000</b>	<b>7,420,500</b>	<b>7,250,199</b>	<b>158,373</b>	<b>7,091,827</b>	<b>7,050,582</b>	<b>0</b>	<b>199,617</b>
<b>00.02</b>	<b>I. VENITURI CURENTE</b>	<b>6,393,500</b>	<b>1,771,000</b>	<b>1,519,508</b>	<b>158,373</b>	<b>1,361,136</b>	<b>1,319,891</b>	<b>0</b>	<b>199,617</b>
<b>00.12</b>	<b>C. VENITURI NEFISCALE</b>	<b>6,393,500</b>	<b>1,771,000</b>	<b>1,519,508</b>	<b>158,373</b>	<b>1,361,136</b>	<b>1,319,891</b>	<b>0</b>	<b>199,617</b>
00.13	C1. VENITURI DIN PROPRIETATE	205,000	75,600	80,912	61,005	19,906	23,011	0	57,901
30.10	Venituri din proprietate	205,000	75,600	80,912	61,005	19,906	23,011	0	57,901
30.10.05	Venituri din concesiuni si inchirieri	200,000	75,600	80,912	61,005	19,906	23,011	0	57,901
30.10.05.30	Alte venituri din concesiuni si inchirieri de catre institutiile publice	200,000	75,600	80,912	61,005	19,906	23,011	0	57,901
30.10.50	Alte venituri din proprietate	5,000	0	0	0	0	0	0	0
00.14	C2. VANZARI DE BUNURI SI SERVICII	6,188,500	1,695,400	1,438,596	97,368	1,341,230	1,296,880	0	141,716
33.10	Venituri din prestari de servicii si alte activitati	5,656,000	1,546,900	1,356,230	97,368	1,258,864	1,214,514	0	141,716
33.10.05	Taxe si alte venituri in invatamant	934,500	311,900	179,775	9,000	170,775	168,769	0	11,006
33.10.08	Venituri din prestari de servicii	86,000	23,000	37,851	30,026	7,825	7,825	0	30,026
33.10.14	Contributia elevilor si studentilor pt internate, camine si cantine	4,066,500	1,101,000	1,024,169	50,856	973,314	934,870	0	89,299
33.10.19	Venituri din serbari si spectacole scolare, manifestari culturale, artistice si sportive	340,000	62,000	59,268	3,500	55,768	51,680	0	7,588
33.10.50	Alte venituri din prestari de servicii si alte activitati	229,000	49,000	55,167	3,986	51,182	51,370	0	3,797
34.10	Venituri din taxe administrative, eliberari permise	205,000	41,000	26,650	0	26,650	26,650	0	0
34.10.50	Alte venituri din taxe administrative, eliberari permise	205,000	41,000	26,650	0	26,650	26,650	0	0
36.10	Diverse venituri	320,000	100,000	48,216	0	48,216	48,216	0	0
36.10.50	Alte venituri	320,000	100,000	48,216	0	48,216	48,216	0	0
37.10	Transferuri voluntare, altele decat subventiile	7,500	7,500	7,500	0	7,500	7,500	0	0
37.10.01	Donatii si sponsorizari	7,500	7,500	7,500	0	7,500	7,500	0	0
00.16	III. OPERATIUNI FINANCIARE	123,500	63,500	200,191	0	200,191	200,191	0	0
40.10	Incasari din rambursarea imprumuturilor acordate	60,000	0	0	0	0	0	0	0
40.10.15	Sume utilizate din excedentul anului precedent pentru efectuarea de cheltuieli	60,000	0	0	0	0	0	0	0



40.10.15.02	Sume utilizate de administratiile locale din exceden anului precedent pentru sectiunea dezvoltare	60,000	0	0	0	0	0	0	0
41.10	Alte operatiuni financiare	63,500	63,500	200,191	0	200,191	200,191	0	0
41.10.06	Sume din excedentul anului precedent pentru acoperirea golurilor temporare de casa	63,500	63,500	200,191	0	200,191	200,191	0	0
00.17	IV. SUBVENTII	20,484,000	5,586,000	5,530,500	0	5,530,500	5,530,500	0	0
00.18	SUBVENTII DE LA ALTE NIVELE ALE ADMINISTRATIEI PUBLICE	20,484,000	5,586,000	5,530,500	0	5,530,500	5,530,500	0	0
43.10	Subventii de la alte administratii	20,484,000	5,586,000	5,530,500	0	5,530,500	5,530,500	0	0
43.10.09	Subventii pentru institutii publice	20,160,000	5,586,000	5,530,500	0	5,530,500	5,530,500	0	0
43.10.19	Subventii pentru institutii publice destinate sectiunii de dezvoltare	324,000	0	0	0	0	0	0	0

PRIMAR,  
Cristi Valentin Misaila



DIRECTOR EXECUTIV,  
Carmen Grosu

Sef serviciu buget -contabilitate,  
Poiana Simona



**Contul de executie al bugetului institutiilor publice la data de 31.03.2022**  
sursa de finantare : 10


Denumire	Cod Indicator	Credite de angajament	Credite Angajament Trimestriale	Credite bugetare initiale	Credite bugetare trimestriale	Angajamente bugetare	Angajamente legale	Plati efectuate	Angajamente legale de platit	Cheltuieli efective
<b>TOTAL CHELTUIELI</b>	<b>C</b>	<b>27,001,000</b>	<b>27,001,000</b>	<b>27,001,000</b>	<b>7,420,500</b>	<b>8,491,152</b>	<b>8,491,152</b>	<b>6,436,232</b>	<b>2,054,920</b>	<b>7,278,125</b>
Partea I-a SERVICII PUBLICE GENERALE	50.10	2,725,000	2,725,000	2,725,000	661,000	2,413,523	2,413,523	596,331	1,817,192	633,065
Alte servicii publice generale	54.10	2,725,000	2,725,000	2,725,000	661,000	2,413,523	2,413,523	596,331	1,817,192	633,065
Servicii publice comunitare de evidenta a persoanelor	54.10.10	2,725,000	2,725,000	2,725,000	661,000	2,413,523	2,413,523	596,331	1,817,192	633,065
INVATAMANT	65.10	5,642,000	5,642,000	5,642,000	1,651,500	1,133,929	1,133,929	958,599	175,330	1,104,778
Invatamant secundar	65.10.04	1,597,500	1,597,500	1,597,500	532,000	231,344	231,344	196,064	35,280	255,103
Invatamant secundar superior	65.10.04.02	1,597,500	1,597,500	1,597,500	532,000	231,344	231,344	196,064	35,280	255,103
Partea a III-a CHELTUIELI SOCIAL-CULTURALE	64.10	4,044,500	4,044,500	4,044,500	1,119,500	902,585	902,585	762,535	140,050	849,675
Invatamant prescolar si primar	65.10.03	3,434,500	3,434,500	3,434,500	906,500	712,166	712,166	620,891	91,275	705,182
Invatamant prescolar	65.10.03.01	3,317,000	3,317,000	3,317,000	821,000	695,770	695,770	604,495	91,275	682,713
Invatamant primar	65.10.03.02	117,500	117,500	117,500	85,500	16,396	16,396	16,396	0	22,469
Invatamant postliceal	65.10.05	610,000	610,000	610,000	213,000	190,419	190,419	141,644	48,775	144,493
Cultura, recreere si religie	67.10	18,634,000	18,634,000	18,634,000	5,108,000	4,943,700	4,943,700	4,881,302	62,398	5,540,282
Servicii culturale	67.10.03	7,285,000	7,285,000	7,285,000	1,638,000	1,547,486	1,547,486	1,502,184	45,302	1,583,288
Institutii publice de spectacole si concerte	67.10.03.04	5,100,000	5,100,000	5,100,000	1,139,000	1,103,979	1,103,979	1,069,698	34,281	1,133,201
Case de cultura	67.10.03.06	2,185,000	2,185,000	2,185,000	499,000	443,507	443,507	432,486	11,021	450,087
Servicii recreative si sportive	67.10.05	11,349,000	11,349,000	11,349,000	3,470,000	3,396,214	3,396,214	3,379,118	17,096	3,956,994
Sport	67.10.05.01	11,349,000	11,349,000	11,349,000	3,470,000	3,396,214	3,396,214	3,379,118	17,096	3,956,994

PRIMAR,  
Cristi Valentin Misaila



DIRECTOR EXECUTIV,  
Carmen Grosu

Sef serviciu buget -contabilitate,  
Poiana Simona



## Contul de executie al bugetului institutiilor publice la data de 31.03.2022

sursa de finantare : 10

## Capitole: 54.10

Denumire	Cod Indicator	Credite de angajament	Credite Angajament Trimestriale	Credite bugetare initiale	Credite bugetare trimestriale	Angajamente bugetare	Angajamente legale	Plati efectuate	Angajamente legale de platit	Cheltuieli efective
<b>TOTAL CHELTUIELI</b>	<b>00</b>	<b>2,725,000</b>	<b>2,725,000</b>	<b>2,725,000</b>	<b>661,000</b>	<b>2,413,523</b>	<b>2,413,523</b>	<b>596,331</b>	<b>1,817,192</b>	<b>633,065</b>
<b>CHELTUIELI CURENTE</b>	<b>01</b>	<b>2,650,000</b>	<b>2,650,000</b>	<b>2,650,000</b>	<b>661,000</b>	<b>2,426,694</b>	<b>2,426,694</b>	<b>609,502</b>	<b>1,817,192</b>	<b>632,350</b>
<b>TITLUL I CHELTUIELI DE PERSONAL</b>	<b>10</b>	<b>2,395,000</b>	<b>2,395,000</b>	<b>2,395,000</b>	<b>591,000</b>	<b>2,369,421</b>	<b>2,369,421</b>	<b>570,440</b>	<b>1,798,981</b>	<b>575,372</b>
Cheltuieli salariale in bani	10.01	2,301,000	2,301,000	2,301,000	576,000	2,309,421	2,309,421	558,073	1,751,348	562,711
Salarii de baza	10.01.01	2,190,000	2,190,000	2,190,000	537,000	2,205,000	2,205,000	530,300	1,674,700	543,106
Indemnizatie de hrana	10.01.17	96,000	96,000	96,000	24,000	96,000	96,000	19,352	76,648	19,605
Alte drepturi salariale in bani	10.01.30	15,000	15,000	15,000	15,000	8,421	8,421	8,421	0	0
Cheltuieli salariale in natura	10.02	34,000	34,000	34,000	0	0	0	0	0	0
Tichete de vacanta	10.02.06	34,000	34,000	34,000	0	0	0	0	0	0
Contributii	10.03	60,000	60,000	60,000	15,000	60,000	60,000	12,367	47,633	12,661
Contributii la Fd. de garantare a creantelor salariale	10.03.07	60,000	60,000	60,000	15,000	60,000	60,000	12,367	47,633	12,661
<b>TITLUL II BUNURI SI SERVICII</b>	<b>20</b>	<b>255,000</b>	<b>255,000</b>	<b>255,000</b>	<b>70,000</b>	<b>57,273</b>	<b>57,273</b>	<b>39,062</b>	<b>18,211</b>	<b>56,978</b>
Bunuri si servicii	20.01	212,000	212,000	212,000	64,000	54,638	54,638	38,926	15,712	56,978
Furnituri de birou	20.01.01	10,000	10,000	10,000	3,000	430	430	0	430	2,759
Materiale pentru curatenie	20.01.02	2,000	2,000	2,000	1,500	1,325	1,325	1,325	0	517
Incalzit, Iluminat si forta motrica	20.01.03	40,000	40,000	40,000	18,500	13,416	13,416	6,845	6,571	13,416
-incalzire cu gaze (Distrigaz)	20.01.03.02	29,000	29,000	29,000	15,000	10,491	10,491	5,597	4,894	10,491
- energie electrica (ELECTRICA)	20.01.03.04	11,000	11,000	11,000	3,500	2,925	2,925	1,248	1,677	2,925
Apa, canal si salubritate	20.01.04	5,000	5,000	5,000	2,000	0	0	0	0	0
Carburanti si lubrifianti	20.01.05	3,000	3,000	3,000	1,000	0	0	0	0	800
Posta, telecomunicatii, radio, tv, internet	20.01.08	26,000	26,000	26,000	6,500	3,033	3,033	3,033	0	3,033
Alte bunuri si servicii pentru intretinere si functionare	20.01.30	126,000	126,000	126,000	31,500	36,434	36,434	27,723	8,711	36,453
Reparatii curente	20.02	20,000	20,000	20,000	0	0	0	0	0	0
Bunuri de natura obiectelor de inventar	20.05	23,000	23,000	23,000	6,000	2,635	2,635	136	2,499	0
Alte obiecte de inventar	20.05.30	23,000	23,000	23,000	6,000	2,635	2,635	136	2,499	0
<b>70. CHELTUIELI DE CAPITAL (70=71+72)</b>	<b>70</b>	<b>75,000</b>	<b>75,000</b>	<b>75,000</b>	<b>0</b>	<b>0</b>	<b>0</b>	<b>0</b>	<b>0</b>	<b>715</b>
<b>TITLUL XIII ACTIVE NEFINANCIARE</b>	<b>71</b>	<b>75,000</b>	<b>75,000</b>	<b>75,000</b>	<b>0</b>	<b>0</b>	<b>0</b>	<b>0</b>	<b>0</b>	<b>715</b>
Active fixe (inclusiv reparatii capitale)	71.01	75,000	75,000	75,000	0	0	0	0	0	715
Masini, echipamente si mijloace de transport	71.01.02	20,000	20,000	20,000	0	0	0	0	0	0
Mobilier, aparatura birotica si alte active corporale	71.01.03	0	0	0	0	0	0	0	0	245
Alte active fixe (iunclusiv reparatii capitale)	71.01.30	55,000	55,000	55,000	0	0	0	0	0	470
<b>TITLUL XIX PLATI EFECTUATE IN ANII PRECEDENTI SI RECUPERATE IN ANUL CURENT</b>	<b>85</b>	<b>0</b>	<b>0</b>	<b>0</b>	<b>0</b>	<b>-13,171</b>	<b>-13,171</b>	<b>-13,171</b>	<b>0</b>	<b>0</b>



Plati efectuate in anii precedenti si recuperate in anul curent	85.01	0	0	0	0	-13,171	-13,171	-13,171	0	0
Plati efectuate in anii precedenti si recuperate in anul curent in sectiunea de functionare a bugetului local	85.01.01	0	0	0	0	-13,171	-13,171	-13,171	0	0

**PRIMAR,**

Cristi Valentin Misaila



**DIRECTOR EXECUTIV,**

Carmen Grosu



Sef serviciu buget -contabilitate,

Poieana Simona



## Contul de executie al bugetului institutiilor publice la data de 31.03.2022

sursa de finantare : 10

## Capitole: 65.10

Denumire	Cod Indicator	Credite de angajament	Credite Angajament Trimestriale	Credite bugetare initiale	Credite bugetare trimestriale	Angajamente bugetare	Angajamente legale	Plati efectuate	Angajamente legale de platit	Cheltuieli efective
<b>TOTAL CHELTUIELI</b>	<b>00</b>	<b>5,642,000</b>	<b>5,642,000</b>	<b>5,642,000</b>	<b>1,651,500</b>	<b>1,133,929</b>	<b>1,133,929</b>	<b>958,599</b>	<b>175,330</b>	<b>1,104,778</b>
<b>CHELTUIELI CURENTE</b>	<b>01</b>	<b>5,582,000</b>	<b>5,582,000</b>	<b>5,582,000</b>	<b>1,651,500</b>	<b>1,133,929</b>	<b>1,133,929</b>	<b>958,599</b>	<b>175,330</b>	<b>1,091,430</b>
TITLUL I CHELTUIELI DE PERSONAL	10	834,500	834,500	834,500	265,200	244,222	244,222	169,060	75,162	195,596
Cheltuieli salariale in bani	10.01	798,000	798,000	798,000	258,500	238,847	238,847	165,338	73,509	191,290
Salarii de baza	10.01.01	270,000	270,000	270,000	50,000	58,739	58,739	28,374	30,365	49,086
Alte sporuri	10.01.06	10,000	10,000	10,000	3,000	978	978	732	246	738
Fond aferent platii cu ora	10.01.11	501,000	501,000	501,000	200,500	176,358	176,358	134,153	42,205	139,387
Indemnizatie de hrana	10.01.17	17,000	17,000	17,000	5,000	2,772	2,772	2,079	693	2,079
Contributii	10.03	36,500	36,500	36,500	6,700	5,375	5,375	3,722	1,653	4,306
Contributii de asigurari sociale de stat	10.03.01	10,000	10,000	10,000	0	0	0	0	0	0
Contributii de asigurari de somaj	10.03.02	500	500	500	0	0	0	0	0	0
Contributii de asigurari sociale de sanatate	10.03.03	3,000	3,000	3,000	0	0	0	0	0	0
Contributii de asigurari pentru accidente de munca si	10.03.04	500	500	500	0	0	0	0	0	0
Contributii pentru concedii si indemnizatii	10.03.06	1,000	1,000	1,000	0	0	0	0	0	0
Contributii la Fd. de garantare a creantelor salariale	10.03.07	21,500	21,500	21,500	6,700	5,375	5,375	3,722	1,653	4,306
TITLUL II BUNURI SI SERVICII	20	4,661,000	4,661,000	4,668,500	1,328,800	889,707	889,707	789,539	100,168	894,524
Bunuri si servicii	20.01	412,500	412,500	412,500	119,300	14,413	14,413	12,435	1,978	15,995
Furnituri de birou	20.01.01	13,000	13,000	13,000	3,500	0	0	0	0	147
Materiale pentru curatenie	20.01.02	26,000	26,000	26,000	6,000	0	0	0	0	635
Incalzit, iluminat si forta motrica	20.01.03	70,000	70,000	70,000	22,300	5,335	5,335	5,335	0	5,335
-incalzire-sistem centralizat (ENET)	20.01.03.01	45,000	45,000	45,000	15,300	3,000	3,000	3,000	0	3,000
-incalzire cu gaze (Distrigaz)	20.01.03.02	15,000	15,000	15,000	4,000	17	17	17	0	17
- energie electrica (ELECTRICA)	20.01.03.04	10,000	10,000	10,000	3,000	2,318	2,318	2,318	0	2,318
Apa, canal si salubritate	20.01.04	25,000	25,000	25,000	8,000	1,572	1,572	1,572	0	1,572
Carburanti si lubrifianti	20.01.05	68,000	68,000	68,000	9,000	3,476	3,476	1,499	1,977	4,108
Piese de schimb	20.01.06	15,000	15,000	15,000	4,500	0	0	0	0	0
Posta, telecomunicatii, radio, tv, internet	20.01.08	28,500	28,500	28,500	7,500	252	252	252	0	252
Materiale si prestari de servicii cu caracter functional	20.01.09	40,000	40,000	40,000	10,500	125	125	125	0	125
Alte bunuri si servicii pentru intretinere si functionare	20.01.30	127,000	127,000	127,000	48,000	3,653	3,653	3,652	1	3,821
Reparatii curente	20.02	33,000	33,000	33,000	7,000	0	0	0	0	496
Hrana	20.03	3,989,000	3,989,000	3,989,000	1,099,000	868,391	868,391	770,200	98,191	830,294
Hrana pentru oameni	20.03.01	3,989,000	3,989,000	3,989,000	1,099,000	868,391	868,391	770,200	98,191	830,294
Medicamente si materiale sanitare	20.04	14,000	14,000	14,000	7,500	0	0	0	0	0
Dezinfectanti	20.04.04	14,000	14,000	14,000	7,500	0	0	0	0	0
Bunuri de natura obiectelor de inventar	20.05	130,500	130,500	138,000	61,000	0	0	0	0	41,786
Uniforme si echipament	20.05.01	27,500	27,500	35,000	0	0	0	0	0	0
Lenjerie si accesorii de pat	20.05.03	5,000	5,000	5,000	2,000	0	0	0	0	3,520
Alte obiecte de inventar	20.05.30	98,000	98,000	98,000	59,000	0	0	0	0	38,266




Deplasari, detasari, transferari	20.06	7,000	7,000	7,000	3,000	0	0	0	0	0
Deplasari interne, detasari, transferari	20.06.01	7,000	7,000	7,000	3,000	0	0	0	0	0
Carti, publicatii si materiale documentare	20.11	2,000	2,000	2,000	0	0	0	0	0	0
Pregatire profesionala	20.13	3,000	3,000	3,000	0	0	0	0	0	0
Protectia muncii	20.14	4,000	4,000	4,000	1,500	0	0	0	0	0
Alte cheltuieli	20.30	66,000	66,000	66,000	30,500	6,903	6,903	6,904	-1	5,953
Prime de asigurare non-viata	20.30.03	7,000	7,000	7,000	2,000	0	0	0	0	0
Chirii	20.30.04	7,000	7,000	7,000	2,500	2,226	2,226	2,226	0	2,226
Alte cheltuieli cu bunuri si servicii	20.30.30	52,000	52,000	52,000	26,000	4,677	4,677	4,678	-1	3,727
TITLUL VIII PROIECTE CU FINANTARE DIN FONDURI EX	56	0	0	0	0	0	0	0	0	1,310
Programe din Fondul Social European	56.02	0	0	0	0	0	0	0	0	1,310
Finanțarea națională **)	56.02.01	0	0	0	0	0	0	0	0	1,310
TITLUL IX ASISTENTA SOCIALA	57	86,500	86,500	79,000	57,500	0	0	0	0	0
Ajutoare sociale	57.02	86,500	86,500	79,000	57,500	0	0	0	0	0
Ajutoare sociale in numerar	57.02.01	86,500	86,500	79,000	57,500	0	0	0	0	0
70. CHELTUIELI DE CAPITAL (70=71+72)	70	60,000	60,000	60,000	0	0	0	0	0	13,348
TITLUL XIII ACTIVE NEFINANCIARE	71	60,000	60,000	60,000	0	0	0	0	0	13,348
Active fixe (inclusiv reparatii capitale)	71.01	60,000	60,000	60,000	0	0	0	0	0	13,348
Constructii	71.01.01	0	0	0	0	0	0	0	0	86
Masini, echipamente si mijloace de transport	71.01.02	60,000	60,000	60,000	0	0	0	0	0	1,799
Mobilier, aparatura birotica si alte active corporale	71.01.03	0	0	0	0	0	0	0	0	6,069
Alte active fixe (iunclusiv reparatii capitale)	71.01.30	0	0	0	0	0	0	0	0	5,394


PRIMAR,  
Cristi Valentin Misaila



DIRECTOR EXECUTIV,  
Carmen Grosu



Sef serviciu buget -contabilitate,  
Poieana Simona



## Contul de executie al bugetului institutiilor publice la data de 31.03.2022

sursa de finantare : 10

## Capitole: 67.10

Denumire	Cod Indicator	Credite de angajament	Credite Angajament Trimestriale	Credite bugetare initiale	Credite bugetare trimestriale	Angajamente bugetare	Angajamente legale	Plati efectuate	Angajamente legale de platit	Cheltuieli efective
<b>TOTAL CHELTUIELI</b>	<b>00</b>	<b>18,634,000</b>	<b>18,634,000</b>	<b>18,634,000</b>	<b>5,108,000</b>	<b>4,943,700</b>	<b>4,943,700</b>	<b>4,881,302</b>	<b>62,398</b>	<b>5,540,282</b>
<b>CHELTUIELI CURENTE</b>	<b>01</b>	<b>18,385,000</b>	<b>18,385,000</b>	<b>18,385,000</b>	<b>5,108,000</b>	<b>4,948,930</b>	<b>4,948,930</b>	<b>4,887,390</b>	<b>61,540</b>	<b>5,497,467</b>
TITLUL I CHELTUIELI DE PERSONAL	10	6,985,000	6,985,000	6,985,000	1,590,000	1,540,909	1,540,909	1,540,909	0	1,597,098
Cheltuieli salariale in bani	10.01	6,614,000	6,614,000	6,614,000	1,534,000	1,488,206	1,488,206	1,488,206	0	1,546,404
Salarii de baza	10.01.01	5,787,000	5,787,000	5,787,000	1,352,000	1,318,054	1,318,054	1,318,054	0	1,374,191
Sporuri pentru conditii de munca	10.01.05	265,000	265,000	265,000	48,500	47,301	47,301	47,301	0	49,419
Alte sporuri	10.01.06	99,000	99,000	99,000	25,500	18,404	18,404	18,404	0	19,023
Indemnizatii de delegare	10.01.13	1,000	1,000	1,000	0	0	0	0	0	0
Indemnizatie de hrana	10.01.17	407,000	407,000	407,000	96,000	93,664	93,664	93,664	0	95,872
Alte drepturi salariale in bani	10.01.30	55,000	55,000	55,000	12,000	10,783	10,783	10,783	0	7,899
Cheltuieli salariale in natura	10.02	127,000	127,000	127,000	0	0	0	0	0	0
Tichete de vacanta	10.02.06	127,000	127,000	127,000	0	0	0	0	0	0
Contributii	10.03	244,000	244,000	244,000	56,000	52,703	52,703	52,703	0	50,694
Contributii de asigurari sociale de stat	10.03.01	91,000	91,000	91,000	20,000	19,401	19,401	19,401	0	19,159
Contributii la Fd. de garantare a creantelor salariale	10.03.07	153,000	153,000	153,000	36,000	33,302	33,302	33,302	0	31,535
TITLUL II BUNURI SI SERVICII	20	11,400,000	11,400,000	11,400,000	3,518,000	3,408,021	3,408,021	3,346,481	61,540	3,900,369
Bunuri si servicii	20.01	1,048,000	1,048,000	1,048,000	404,000	360,941	360,941	311,200	49,741	379,103
Furnituri de birou	20.01.01	7,000	7,000	7,000	1,500	45	45	45	0	640
Materiale pentru curatenie	20.01.02	12,000	12,000	12,000	1,500	103	103	103	0	2,319
Incalzit, iluminat si forta motrica	20.01.03	550,000	550,000	550,000	257,000	234,414	234,414	193,103	41,311	226,284
-incalzire-sistem centralizat (ENET)	20.01.03.01	225,000	225,000	225,000	126,000	116,331	116,331	102,948	13,383	116,331
-incalzire cu gaze (Distrigaz)	20.01.03.02	140,000	140,000	140,000	85,000	84,289	84,289	57,422	26,867	84,289
- energie electrica (ELECTRICA)	20.01.03.04	185,000	185,000	185,000	46,000	33,794	33,794	32,733	1,061	25,664
Apa, canal si salubritate	20.01.04	84,000	84,000	84,000	21,500	17,304	17,304	17,304	0	33,474
Carburanti si lubrifianti	20.01.05	26,000	26,000	26,000	1,000	0	0	0	0	0
Piese de schimb	20.01.06	1,000	1,000	1,000	0	0	0	0	0	0
Posta, telecomunicatii, radio, tv, internet	20.01.08	30,000	30,000	30,000	8,500	6,642	6,642	6,642	0	6,756
Materiale si prestari de servicii cu caracter functional	20.01.09	251,000	251,000	251,000	101,000	88,440	88,440	84,566	3,874	94,512
Alte bunuri si servicii pentru intretinere si functionare	20.01.30	87,000	87,000	87,000	12,000	13,993	13,993	9,437	4,556	15,118
Reparatii curente	20.02	225,000	225,000	225,000	0	0	0	0	0	0
Medicamente si materiale sanitare	20.04	50,000	50,000	50,000	11,000	9,467	9,467	4,667	4,800	9,894
Medicamente	20.04.01	35,000	35,000	35,000	10,000	9,467	9,467	4,667	4,800	9,467
Materiale sanitare	20.04.02	10,000	10,000	10,000	500	0	0	0	0	111
Dezinfectanti	20.04.04	5,000	5,000	5,000	500	0	0	0	0	316
Bunuri de natura obiectelor de inventar	20.05	120,000	120,000	120,000	22,000	10,715	10,715	5,715	5,000	516,520
Uniforme si echipament	20.05.01	80,000	80,000	80,000	20,000	10,715	10,715	5,715	5,000	516,520



Alte obiecte de inventar	20.05.30	0,000	40,000	40,000	2,000	0	0	0	0	0
Deplasari, detasari, transferari	20.06	1,000	11,000	11,000	6,000	194	5,194	5,194	0	5,194
Deplasari interne, detasari, transferari	20.06.01	11,000	11,000	11,000	6,000	5,194	5,194	5,194	0	5,194
Carti, publicatii si materiale documentare	20.11	1,000	1,000	1,000	0	0	0	0	0	0
Pregatire profesionala	20.13	1,000	1,000	1,000	0	0	0	0	0	0
Alte cheltuieli	20.30	9,944,000	9,944,000	9,944,000	3,075,000	3,021,704	3,021,704	3,019,705	1,999	2,989,658
Reclama si publicitate	20.30.01	1,000	1,000	1,000	0	0	0	0	0	0
Chirii	20.30.04	390,000	390,000	390,000	100,000	65,885	65,885	65,885	0	65,885
Alte cheltuieli cu bunuri si servicii	20.30.30	9,553,000	9,553,000	9,553,000	2,975,000	2,955,819	2,955,819	2,953,820	1,999	2,923,773
<b>70. CHELTUIELI DE CAPITAL (70=71+72)</b>	<b>70</b>	<b>249,000</b>	<b>249,000</b>	<b>249,000</b>	<b>0</b>	<b>0</b>	<b>0</b>	<b>0</b>	<b>0</b>	<b>42,815</b>
<b>TITLUL XIII ACTIVE NEFINANCIARE</b>	<b>71</b>	<b>249,000</b>	<b>249,000</b>	<b>249,000</b>	<b>0</b>	<b>0</b>	<b>0</b>	<b>0</b>	<b>0</b>	<b>42,815</b>
Active fixe (inclusiv reparatii capitale)	71.01	249,000	249,000	249,000	0	0	0	0	0	42,815
Constructii	71.01.01	0	0	0	0	0	0	0	0	42,815
Masini, echipamente si mijloace de transport	71.01.02	249,000	249,000	249,000	0	0	0	0	0	129
Mobilier, aparatura birotica si alte active corporale	71.01.03	0	0	0	0	0	0	0	0	31,099
Alte active fixe (inclusiv reparatii capitale)	71.01.30	0	0	0	0	0	0	0	0	11,587
<b>TITLUL XIX PLATI EFECTUATE IN ANII PRECEDENTI SI RECUPERATE IN ANUL CURENT</b>	<b>85</b>	<b>0</b>	<b>0</b>	<b>0</b>	<b>0</b>	<b>-5,230</b>	<b>-5,230</b>	<b>-6,088</b>	<b>858</b>	<b>0</b>
Plati efectuate in anii precedenti si recuperate in anul curent	85.01	0	0	0	0	-5,230	-5,230	-6,088	858	0
Plati efectuate in anii precedenti si recuperate in anul curent in sectiunea de functionare a bugetului local	85.01.01	0	0	0	0	-5,230	-5,230	-6,088	858	0

PRIMAR,  
Cristi Valentin Misaila



DIRECTOR EXECUTIV,  
Carmen Grosu

Sef serviciu buget -contabilitate,  
Poieana Simona

