

Contul de execuție al bugetului institutiilor publice la data de 30.06.2019
sursa de finantare : 02

Cod Indicator	Denumire	Prev. bug. initiale	Prev. bug. trim./def.	Drepturi const. TOTAL	Drepturi const. din anii precedenti	Drepturi const. anul curent	Incasari realizate	Singuri pe alte cai decat incasari	Drepturi const. de incasat
V	TOTAL VENITURI	180,275,000.00	122,688,000.00	147,571,871.00	62,166,671.00	85,405,200.00	74,545,746.00	1,230.00	73,024,895.00
49.90	VENITURI PROPRII	123,238,000.00	68,983,000.00	139,193,369.00	62,166,671.00	77,026,698.00	66,167,244.00	1,230.00	73,024,895.00
I	I. VENITURI CURENTE	131,618,000.00	77,363,000.00	141,850,321.00	62,166,261.00	79,684,060.00	68,825,066.00	1,230.00	73,024,025.00
A	A. VENITURI FISCALE	119,283,000.00	70,515,000.00	117,723,221.00	46,430,326.00	71,292,895.00	62,993,826.00	0	54,729,395.00
A1	A1. IMPOZIT PE VENIT, PROFIT SI CASTIGURI DIN CAPITAL	72,312,000.00	36,207,000.00	31,544,349.00	0	31,544,349.00	31,544,349.00	0	0
A11	A11. IMPOZIT PE VENIT, PROFIT SI CASTIGURI DIN CAPITAL DE LA PERSOANE JURIDICE	200,000.00	105,000.00	86,540.00	0	86,540.00	86,540.00	0	0
03.02	Impozit pe venit	200,000.00	105,000.00	86,540.00	0	86,540.00	86,540.00	0	0
03.02.18	Impozitul pe veniturile din transferul proprietăților imobiliare din patrimoniul personal	200,000.00	105,000.00	86,540.00	0	86,540.00	86,540.00	0	0
A12	A12. IMPOZIT PE VENIT, PROFIT SI CASTIGURI DIN CAPITAL DE LA PERSOANE FIZICE	72,112,000.00	36,102,000.00	31,457,809.00	0	31,457,809.00	31,457,809.00	0	0
04.02	Cote si sume defalcate din impozitul pe venit	72,112,000.00	36,102,000.00	31,457,809.00	0	31,457,809.00	31,457,809.00	0	0
04.02.01	Cote defalcate din impozitul pe venit	72,112,000.00	36,102,000.00	31,457,809.00	0	31,457,809.00	31,457,809.00	0	0
A3	A3. IMPOZITE SI TAXE PE PROPRIETATE	28,270,000.00	19,379,000.00	60,813,409.00	35,182,190.00	25,631,219.00	19,654,508.00	0	41,158,901.00
07.02	IMPOZITE SI TAXE PE PROPRIETATE	28,270,000.00	19,379,000.00	60,813,409.00	35,182,190.00	25,631,219.00	19,654,508.00	0	41,158,901.00
07.02.01	Impozit pe cladiri	21,900,000.00	15,227,000.00	47,763,491.00	27,877,569.00	19,885,922.00	15,518,467.00	0	32,245,024.00
07.02.01.01	Impozit pe cladiri persoane fizice	7,950,000.00	5,727,000.00	9,961,338.00	2,918,478.00	7,042,860.00	5,658,867.00	0	4,302,471.00
07.02.01.02	Impozit pe cladiri persoane juridice	13,950,000.00	9,500,000.00	37,802,153.00	24,959,091.00	12,843,062.00	9,859,600.00	0	27,942,553.00
07.02.02	Impozit pe terenuri	4,700,000.00	3,409,000.00	12,062,931.00	7,117,289.00	4,945,642.00	3,500,814.00	0	8,562,117.00
07.02.02.01	Impozit pe terenuri persoane fizice	2,250,000.00	1,668,000.00	3,646,061.00	1,617,139.00	2,028,922.00	1,683,308.00	0	1,962,753.00
07.02.02.02	Impozit pe terenuri persoane juridice	2,450,000.00	1,526,000.00	7,697,704.00	5,041,571.00	2,656,133.00	1,600,117.00	0	6,097,587.00
07.02.02.03	Impozit pe teren extravilan	300,000.00	215,000.00	719,166.00	458,579.00	260,587.00	217,389.00	0	501,777.00
07.02.03	Taxe judiciare de timbru, taxe de timbru pentru activitatea notariala si alte taxe de timbru	1,670,000.00	743,000.00	986,987.00	187,332.00	799,655.00	635,227.00	0	351,760.00
A4	A4. IMPOZITE SI TAXE PE BUNURI SI SERVICII	18,243,000.00	14,611,000.00	24,547,263.00	10,942,009.00	13,605,254.00	11,422,939.00	0	13,124,324.00
11.02	Suma defalcate din TVA	8,380,000.00	8,380,000.00	5,300,000.00	0	5,300,000.00	5,300,000.00	0	0
11.02.02	Suma defalcate din TVA pentru finantarea cheltuielilor descentralizate	8,380,000.00	8,380,000.00	5,300,000.00	0	5,300,000.00	5,300,000.00	0	0
12.02	Alte impozite si taxe generale pe bunuri si servicii	0	0	2,015.00	1,941.00	74	0	0	2,015.00
12.02.07	Taxe hoteliere	0	0	2,015.00	1,941.00	74	0	0	2,015.00
15.02	Taxe pe servicii specifice	40,000.00	20,000.00	28,235.00	1,533.00	26,702.00	24,050.00	0	4,185.00
15.02.01	Impozit pe spectacole	40,000.00	20,000.00	28,235.00	1,533.00	26,702.00	24,050.00	0	4,185.00

16.02	Taxe pe utiliz bunurilor, autoriz. utiliz bunurilor	9,823,000.00	6,211,000.00	19,217,013.00	10,938,535.00	8,278,478.00	6,098,889.00	0	13,118,124.00
16.02.02	Taxa asupra mijloacelor de transport	7,467,000.00	5,005,000.00	17,751,037.00	10,808,613.00	6,942,424.00	4,779,147.00	0	12,971,890.00
16.02.02.01	Taxa asupra mijloacelor de transport deținute de persoane fizice	4,790,000.00	3,288,000.00	10,223,338.00	5,730,880.00	4,492,458.00	3,202,559.00	0	7,020,779.00
16.02.02.02	Taxa asupra mijloacelor de transport deținute de persoane juridice	2,677,000.00	1,717,000.00	7,527,699.00	5,077,733.00	2,449,966.00	1,576,588.00	0	5,951,111.00
16.02.03	Taxe si tarife pentru elib. de licențe si autoriz	2,123,000.00	1,091,000.00	1,451,440.00	128,213.00	1,323,227.00	1,305,406.00	0	146,034.00
16.02.50	Alte taxe pe utilizarea bunurilor	233,000.00	115,000.00	14,536.00	1,709.00	12,827.00	14,336.00	0	200
A6	ALTE IMPOZITE SI TAXE FISCALE	458,000.00	318,000.00	818,200.00	306,127.00	512,073.00	372,030.00	0	446,170.00
18.02	ALTE IMPOZITE SI TAXE FISCALE	458,000.00	318,000.00	818,200.00	306,127.00	512,073.00	372,030.00	0	446,170.00
18.02.50	Alte impozite si taxe	458,000.00	318,000.00	818,200.00	306,127.00	512,073.00	372,030.00	0	446,170.00
C	C. VENITURI NEFISCALE	12,335,000.00	6,848,000.00	24,127,100.00	15,735,935.00	8,391,165.00	5,831,240.00	1,230.00	18,294,630.00
C1	C1. VENITURI DIN PROPRIETATE	5,205,000.00	2,668,000.00	10,946,381.00	6,273,961.00	4,672,420.00	2,480,463.00	0	8,465,918.00
30.02	Venituri din proprietate	5,200,000.00	2,665,000.00	10,943,602.00	6,273,741.00	4,669,861.00	2,477,895.00	0	8,465,707.00
30.02.05	Venituri din concesiuni si inchirieri	5,200,000.00	2,665,000.00	10,943,602.00	6,273,741.00	4,669,861.00	2,477,895.00	0	8,465,707.00
30.02.05.30	Alte venituri din concesiuni si inchirieri de către institutiile publice	5,200,000.00	2,665,000.00	10,943,602.00	6,273,741.00	4,669,861.00	2,477,895.00	0	8,465,707.00
31.02	Venituri din dobanzi	5,000.00	3,000.00	2,779.00	220	2,559.00	2,568.00	0	211
31.02.03	Alte venituri din dobanzi	5,000.00	3,000.00	2,779.00	220	2,559.00	2,568.00	0	211
C2	C2. VANZARI DE BUNURI SI SERVICII	7,130,000.00	4,180,000.00	13,180,719.00	9,461,974.00	3,718,745.00	3,350,777.00	1,230.00	9,828,712.00
33.02	Venituri din prestari de servicii si alte activitati	1,160,000.00	580,000.00	546,912.00	26,790.00	520,122.00	525,457.00	0	21,455.00
33.02.08	Venituri din prestari de servicii	5,000.00	3,000.00	2,035.00	0	2,035.00	2,035.00	0	0
33.02.10	Contributia parintilor sau sustinatorilor legali pentru intretinerea copiilor in creșe	100,000.00	50,000.00	48,982.00	0	48,982.00	48,982.00	0	0
33.02.12	Contributia persoanelor beneficiare ale cantinelor de ajutor social	60,000.00	30,000.00	19,032.00	0	19,032.00	19,032.00	0	0
33.02.13	Contributia de intretinere a persoanelor asistate	975,000.00	487,000.00	439,159.00	0	439,159.00	439,159.00	0	0
33.02.28	Venituri din recuperarea cheltuielilor de judecata, imputatii si	20,000.00	10,000.00	37,704.00	26,790.00	10,914.00	16,249.00	0	21,455.00
34.02	Venituri din taxe administrative, eliberari permise	0	0	1,796.00	0	1,796.00	1,796.00	0	0
34.02.02	Taxe extrajudiciare de timbru	0	0	1,796.00	0	1,796.00	1,796.00	0	0
35.02	Amenzi, penalitati si confiscari	4,850,000.00	2,900,000.00	11,871,004.00	9,365,570.00	2,505,434.00	2,207,954.00	1,230.00	9,661,820.00
35.02.01	Venituri din amenzi si alte sanctiuni aplicate potrivit dispozitiilor legale	3,950,000.00	2,440,000.00	10,003,378.00	8,246,014.00	1,757,364.00	1,828,740.00	1,160.00	8,173,478.00
35.02.01.02	Venituri din amenzi si alte sanctiuni aplicate de către alte institutii de specialitate	3,950,000.00	2,440,000.00	10,003,378.00	8,246,014.00	1,757,364.00	1,828,740.00	1,160.00	8,173,478.00
35.02.50	Alte amenzi, penalitati si confiscari	900,000.00	460,000.00	1,867,626.00	1,119,556.00	748,070.00	379,214.00	70	1,488,342.00
36.02	Diverse venituri	1,120,000.00	700,000.00	761,007.00	69,614.00	691,393.00	615,570.00	0	145,437.00
36.02.50	Alte venituri	1,120,000.00	700,000.00	761,007.00	69,614.00	691,393.00	615,570.00	0	145,437.00
37.02	Transferuri voluntare, altele decat subventiile	0	0	0	0	0	0	0	0
37.02.03	Varsaminte din sectiunea de functionare pentru finantarea sectiunii de dezvoltare a bugetului local	0	0	-200,000.00	0	-200,000.00	-200,000.00	0	0
37.02.04	Varsaminte din sectiunea de functionare	0	0	200,000.00	0	200,000.00	200,000.00	0	0
II	II. VENITURI DIN CAPITAL	0	0	278,048.00	410	277,638.00	277,178.00	0	870
39.02	Venituri din valorificarea unor bunuri	0	0	278,048.00	410	277,638.00	277,178.00	0	870
39.02.01	Venituri din valorificarea unor bunuri ale institutiilor publice	0	0	8,586.00	0	8,586.00	8,586.00	0	0
39.02.03	Venituri din vanzarea locuintelor construite din fondurile statului	0	0	88,793.00	0	88,793.00	88,793.00	0	0
39.02.07	Venituri din vanzarea unor bunuri apartinand domeniului privat	0	0	180,669.00	410	180,259.00	179,799.00	0	870

III	III. OPERATIUNI FINANCIARE	0	0	0	2,365,000.00	0	2,365,000.00	2,365,000.00	0	0	0	0	0	0
40.02	Incasari din rambursarea imprumurilor acordate	0	0	0	2,365,000.00	0	2,365,000.00	2,365,000.00	0	0	0	0	0	0
40.02.14	Sume din excedentul bugetului local utilizate pentru finantarea cheltuielilor sectiunii de dezvoltare	0	0	0	2,365,000.00	0	2,365,000.00	2,365,000.00	0	0	0	0	0	0
48.02	Sume primite de la UE/alti donatori in contul platilor efectuate si prefinantari aferente cadrului financiar 2014-2020	25,983,000.00	25,983,000.00	0	7,031.00	0	7,031.00	7,031.00	0	0	0	0	0	0
48.02.01	Fondul European de Dezvoltare Regionala (FEDR)	25,470,800.00	25,470,800.00	0	0	0	0	0	0	0	0	0	0	0
48.02.01.01	Sume primite in contul platilor efectuate in anul curent	25,470,800.00	25,470,800.00	0	0	0	0	0	0	0	0	0	0	0
48.02.02	Fondul Social European (FSE)	412,200.00	412,200.00	0	0	0	0	0	0	0	0	0	0	0
48.02.02.01	Sume primite in contul platilor efectuate in anul curent	412,200.00	412,200.00	0	0	0	0	0	0	0	0	0	0	0
48.02.15	Alte programe comunitare finantate in perioada 2014-2020 (APC)	100,000.00	100,000.00	0	7,031.00	0	7,031.00	7,031.00	0	0	0	0	0	0
48.02.15.01	Sume primite in contul platilor efectuate in anul curent	100,000.00	100,000.00	0	7,031.00	0	7,031.00	7,031.00	0	0	0	0	0	0
IV	IV. SUBVENTII	22,674,000.00	19,342,000.00	0	3,071,471.00	0	3,071,471.00	3,071,471.00	0	0	0	0	0	0
00.18	SUBVENTII DE LA ALTE NIVELE ALE ADMINISTRATIEI PUBLICE	22,674,000.00	19,342,000.00	0	3,071,471.00	0	3,071,471.00	3,071,471.00	0	0	0	0	0	0
42.02	Subventii de la bugetul de stat	22,544,000.00	19,212,000.00	0	3,071,471.00	0	3,071,471.00	3,071,471.00	0	0	0	0	0	0
00.19	A. DE CAPITAL	14,889,000.00	14,889,000.00	0	216,769.00	0	216,769.00	216,769.00	0	0	0	0	0	0
42.02.20	Subventii de la bugetul de stat catre bugetele locale necesare sustinerii derularii proiectelor finantate din fonduri externe nerambursabile (FEN)	3,950,000.00	3,950,000.00	0	0	0	0	0	0	0	0	0	0	0
42.02.65	Finantarea Programului National de Dezvoltare Locala	10,939,000.00	10,939,000.00	0	216,769.00	0	216,769.00	216,769.00	0	0	0	0	0	0
00.20	B. CURENTE	7,655,000.00	4,323,000.00	0	2,854,702.00	0	2,854,702.00	2,854,702.00	0	0	0	0	0	0
42.02.34	Subventii pentru acordarea ajutorului pentru incalzirea locuintei cu lemne, carbuni, combustibili	40,000.00	20,000.00	0	1,225.00	0	1,225.00	1,225.00	0	0	0	0	0	0
42.02.41	Subventii din bugetul de stat pentru finantarea sanatatii	7,615,000.00	4,303,000.00	0	2,853,477.00	0	2,853,477.00	2,853,477.00	0	0	0	0	0	0
43.02	Subventii de la alte administratii	130,000.00	130,000.00	0	0	0	0	0	0	0	0	0	0	0
43.02.34	Sume alocate din bugetul ANCP pt. finantarea lucrarilor de inregistrare sistematice din cadrul Programului national de cadastru si carte	130,000.00	130,000.00	0	0	0	0	0	0	0	0	0	0	0

PRIMAR,
Cristi Valentin Misaila



DIRECTOR EXECUTIV,

Carolina Stoscu
Simona

Set serviciu buget-contabilitate,

Poleana Simona



Contul de executie al bugetului institutiilor publice la data de 30.06.2019
sursa de finantare : 02

DENUMIREA INDICATORILOR	Cod indicator	Credite de angajament		Credite bugetare		Angajamente bugetare	Angajamente legale	Plăți efectuate	Angajamente legale de plătit	Cheltuieli efective
		aprobată la finele perioadei de raportare	trimestriale cumulate	aprobată la finele perioadei de raportare	trimestriale cumulate					
TOTAL CHELTUIELI	C	638,852,710	638,852,710	209,167,360	151,580,360	110,998,452	109,173,681	71,534,055	37,639,626	76,593,262
Partea I-a SERVICII PUBLICE GENERALE	50.02	33,168,010	33,168,010	25,718,030	14,933,030	12,602,681	11,960,636	10,807,913	1,152,723	11,416,870
Autoritati publice si actiuni externe	51.02	29,074,750	29,074,750	22,180,170	13,012,170	11,078,165	10,436,120	9,283,397	1,152,723	9,892,256
Autoritati executive si legislative	51.02.01	29,074,750	29,074,750	22,180,170	13,012,170	11,078,165	10,436,120	9,283,397	1,152,723	9,892,256
Autoritati executive	51.02.01.03	29,074,750	29,074,750	22,180,170	13,012,170	11,078,165	10,436,120	9,283,397	1,152,723	9,892,256
Alte servicii publice generale	54.02	2,493,260	2,493,260	1,937,860	1,190,860	990,832	990,832	990,832	0	990,930
Fond de rezerva bugetara la dispozitia autoritatilor locale	54.02.05	742,260	742,260	186,860	186,860	0	0	0	0	0
Servicii publice comunitare de evidenta a persoanelor	54.02.10	1,725,000	1,725,000	1,725,000	990,000	985,000	985,000	985,000	0	985,000
Alte servicii publice generale	54.02.50	26,000	26,000	26,000	14,000	5,832	5,832	5,832	0	5,930
Dobanzi	55.02	1,600,000	1,600,000	1,600,000	730,000	533,684	533,684	533,684	0	533,684
Partea a II-a APARARE, ORDINE PUBLICA SI SIGURANTA	59.02	7,360,610	7,360,610	7,360,610	4,074,610	3,843,439	3,825,546	3,812,547	12,999	3,867,137
NATIONALA										
Ordine publica si siguranta nationala	61.02	7,360,610	7,360,610	7,360,610	4,074,610	3,843,439	3,825,546	3,812,547	12,999	3,867,137
Ordine publica	61.02.03	7,118,000	7,118,000	7,118,000	3,937,000	3,750,493	3,750,493	3,750,493	0	3,803,842
Politie locala	61.02.03.04	7,118,000	7,118,000	7,118,000	3,937,000	3,750,493	3,750,493	3,750,493	0	3,803,842
Protectie civila si protectia contra incendiilor (protectie civila nonmilitara)	61.02.05	242,610	242,610	242,610	137,610	92,946	75,053	62,054	12,999	63,295
Partea a III-a CHELTUIELI SOCIAL-CULTURALE	64.02	194,650,570	194,650,570	85,840,610	58,178,910	56,798,859	56,290,851	36,673,882	19,616,969	36,774,610
Invatamant	65.02	104,055,730	104,055,730	20,377,490	15,924,790	8,110,784	7,904,939	6,664,292	1,240,647	7,120,220
Invatamant prescolar si primar	65.02.03	38,114,330	38,114,330	10,024,550	8,332,890	3,530,277	3,434,007	2,436,052	997,955	2,673,870
Invatamant prescolar	65.02.03.01	14,186,730	14,186,730	3,566,750	3,058,780	1,911,418	1,816,218	826,733	989,485	891,285
Invatamant secundar	65.02.03.02	23,927,600	23,927,600	6,457,800	5,274,110	1,618,859	1,617,789	1,609,319	8,470	1,782,585
Invatamant secundar superior	65.02.04	65,610,800	65,610,800	10,022,340	7,361,300	4,319,115	4,209,540	4,062,610	146,930	4,277,777
Invatamant postliceal	65.02.05	105,000	105,000	105,000	53,000	36,415	36,415	33,795	2,620	36,738
Alte cheltuieli en domeniul envatamntului	65.02.50	225,600	225,600	225,600	177,600	224,977	224,977	131,835	93,142	131,835
Sanatare	66.02	8,944,700	8,944,700	8,841,650	4,860,650	7,632,103	7,632,103	2,953,810	4,678,293	2,875,265

servicii de sanatate publica	66.02.08	8,914,700	8,914,700	8,811,650	4,844,650	7,602,103	7,602,103	2,944,035	4,558,068	2,865,490
Alte cheltuieli in domeniul sanatatii	66.02.50	30,000	30,000	30,000	16,000	30,000	30,000	9,775	20,225	9,775
Alte institutii si actiuni sanitare	66.02.50.50	30,000	30,000	30,000	16,000	30,000	30,000	9,775	20,225	9,775
Cultura, recreere si religie	67.02	49,475,130	49,475,130	29,508,660	20,160,660	16,027,952	15,895,173	11,080,624	4,814,549	10,226,355
Servicii culturale	67.02.03	6,746,000	6,746,000	6,746,000	3,802,000	3,222,000	3,222,000	3,222,000	0	3,222,000
Institutii publice de spectacole si concerte	67.02.03.04	4,751,000	4,751,000	4,751,000	2,768,000	2,335,000	2,335,000	2,335,000	0	2,335,000
Casa de cultura	67.02.03.06	1,995,000	1,995,000	1,995,000	1,034,000	887,000	887,000	887,000	0	887,000
Servicii recreative si sportive	67.02.05	39,545,250	39,545,250	19,578,780	14,554,780	9,858,879	9,755,298	7,406,466	2,348,832	6,617,378
Sport	67.02.05.01	7,048,630	7,048,630	7,161,000	4,516,000	4,465,365	4,465,365	4,353,000	112,365	4,353,000
Tineret	67.02.05.02	20,000	20,000	20,000	10,000	3,945	3,945	3,945	0	3,046
Intretinere gradini publice, parcuri, zone verzi, baze sportive si de agrement	67.02.05.03	32,476,620	32,476,620	12,397,780	10,028,780	5,389,569	5,285,988	3,049,521	2,236,467	2,261,332
Alte servicii en domeniile culturii, recreerii si religiei	67.02.50	3,183,880	3,183,880	3,183,880	1,803,880	2,947,073	2,917,875	452,158	2,465,717	386,977
Asigurari si asistenta sociala	68.02	32,175,010	32,175,010	27,112,810	17,232,810	25,028,020	24,858,636	15,975,156	8,883,480	16,552,770
Asistenta acordata persoanelor in varsta	68.02.04	4,577,740	4,577,740	3,656,310	2,289,310	3,387,451	3,386,377	2,058,526	1,327,851	2,121,975
Asistenta sociala in caz de boii si invaliditati	68.02.05	14,460,000	14,460,000	14,460,000	9,948,000	14,457,846	14,457,845	9,751,070	4,706,775	10,014,770
Asistenta sociala in caz de invalizitate	68.02.05.02	14,460,000	14,460,000	14,460,000	9,948,000	14,457,846	14,457,845	9,751,070	4,706,775	10,014,770
Asistenta sociala pentru familie si copii	68.02.06	200,000	200,000	200,000	140,000	200,000	200,000	0	200,000	0
Crese	68.02.11	6,520,270	6,520,270	2,379,500	1,358,500	1,363,445	1,195,136	1,166,923	28,213	1,229,403
Preventia excluderii sociale	68.02.15	2,166,000	2,166,000	2,166,000	1,075,000	1,614,494	1,614,494	924,505	689,989	1,027,251
Ajutor social	68.02.15.01	100,000	100,000	100,000	38,000	100,000	100,000	24,527	75,473	24,527
Cantine de ajutor social	68.02.15.02	2,066,000	2,066,000	2,066,000	1,037,000	1,514,494	1,514,494	899,978	614,516	1,002,724
Alte cheltuieli in domeniul asigurarilor si asistentei sociale	68.02.50	4,251,000	4,251,000	4,251,000	2,422,000	4,004,784	4,004,784	2,074,132	1,930,652	2,159,371
Alte cheltuieli in domeniul asistentei sociale	68.02.50.50	4,251,000	4,251,000	4,251,000	2,422,000	4,004,784	4,004,784	2,074,132	1,930,652	2,159,371
Partea a IV-a-SERVICIUL SI DEZVOLTARE PUBLICA,	69.02	63,835,020	63,835,020	28,406,420	19,871,420	13,449,910	12,943,670	10,130,265	2,813,405	13,034,928
LOCUINTE, MEDIU SI APE										
Locuinte, servicii si dezvoltare publica	70.02	56,136,620	56,136,620	20,708,020	14,915,520	9,509,786	9,142,776	6,500,237	2,642,539	9,340,978
Locuinte	70.02.03	16,005,010	16,005,010	1,776,700	1,590,700	858,567	563,362	365,601	197,761	259,108
Alte cheltuieli in domeniul locuintelor	70.02.03.30	16,005,010	16,005,010	1,776,700	1,590,700	858,567	563,362	365,601	197,761	259,108
Iluminat public si electrificari rurale	70.02.06	23,384,730	23,384,730	5,644,300	4,127,300	2,058,097	2,057,978	1,847,827	210,151	1,637,734
Alimentare cu gaze naturale in localitati	70.02.07	1,232,000	1,232,000	1,232,000	1,232,000	171,294	171,294	58,839	112,455	0
Alte servicii en domeniile locuintelor, serviciilor si dezvoltarii comunale	70.02.50	15,514,880	15,514,880	12,055,020	7,965,520	6,421,828	6,350,142	4,227,970	2,122,172	7,444,136
Protectia mediului	74.02	7,698,400	7,698,400	7,698,400	4,955,900	3,940,124	3,800,894	3,630,028	170,866	3,693,950
Salubritate si gestiunea deseurilor	74.02.05	6,898,400	6,898,400	6,898,400	4,565,900	3,800,894	3,800,894	3,630,028	170,866	3,693,950
Salubritate	74.02.05.01	6,735,000	6,735,000	6,735,000	4,402,500	3,654,524	3,654,524	3,630,028	24,496	3,693,950
Colectarea, tratarea si distrugerea deseurilor	74.02.05.02	163,400	163,400	163,400	163,400	146,370	146,370	0	146,370	0
Canalizarea si tratarea apelor reziduale	74.02.06	800,000	800,000	800,000	390,000	139,230	0	0	0	0
Partea a V-a ACTIUNI ECONOMICE	79.02	339,838,500	339,838,500	61,841,690	54,522,390	24,303,563	24,152,978	10,109,448	14,043,530	11,499,717
Actiuni generale economice, comerciale si de munca	80.02	4,500,000	4,500,000	4,500,000	2,093,700	1,789,433	1,789,433	1,789,433	0	190,534
Actiuni generale economice si comerciale	80.02.01	4,500,000	4,500,000	4,500,000	2,093,700	1,789,433	1,789,433	1,789,433	0	190,534
Alte cheltuieli pentru actiuni generale economice si comerciale	80.02.01.30	4,500,000	4,500,000	4,500,000	2,093,700	1,789,433	1,789,433	1,789,433	0	190,534
Combustibili si energie	81.02	76,330,540	76,330,540	11,291,120	10,817,120	4,831,765	4,831,765	4,011,267	820,498	4,067,984
Energie termica	81.02.06	76,230,540	76,230,540	11,191,120	10,717,120	4,824,729	4,824,729	4,004,231	820,498	4,060,307

Alte cheltuieli privind combustibili si energia	81.02.50	100,000	100,000	100,000	100,000	100,000	7,036	7,036	7,036	7,036	0	7,677
Transporturi	84.02	259,007,960	259,007,960	46,050,570	41,611,570	17,682,365	17,682,365	17,531,780	4,308,748	13,223,032	7,241,199	
Transport rutier	84.02.03	259,007,960	259,007,960	46,050,570	41,611,570	17,682,365	17,682,365	17,531,780	4,308,748	13,223,032	7,241,199	
Srazi	84.02.03.03	145,717,830	145,717,830	25,711,570	21,272,570	17,517,462	17,517,462	17,366,877	4,143,845	13,223,032	7,116,913	
Transport in comun	84.02.03.02	113,290,130	113,290,130	20,339,000	20,339,000	164,903	164,903	164,903	164,903	0	124,286	

PRIMAR,
Cristi Valentin Misăria



DIRECTOR EXECUTIV,
Carmen Grosu
Sef serviciu buget-contabilitate,
Poleana Simona





Contul de executie al bugetului institutiilor publice la data de 30.06.2019
sursa de finantare : 02

Capitol 51.02

DENUMIREA INDICATORILOR	Cod indicator	Credite de angajament		Credite bugetare		Angajamente bugetare	Angajamente legale	Plăți efectuate	Angajamente legale de plătit	Cheltuieli efective
		aprobate la finele perioadei de raportare	trimestriale cumulate	aprobate la finele perioadei de raportare	trimestriale cumulate					
TOTAL CHELTUIELI	00	29,074,750	29,074,750	22,180,170	13,012,170	11,078,165	10,436,120	9,283,397	1,152,723	9,892,256
CHELTUIELI CURENTE	01	23,538,430	23,538,430	19,730,000	10,562,000	10,537,292	10,437,293	9,310,096	1,127,197	9,429,710
TITLUL I CHELTUIELI DE PERSONAL	10	16,250,000	16,250,000	16,250,000	8,550,000	7,896,346	7,896,346	7,896,346	0	8,072,008
Cheltuieli salariale in bani	10.01	15,900,000	15,900,000	15,900,000	8,350,000	7,720,762	7,720,762	7,720,762	0	7,894,212
Salarii de baza	10.01.01	13,150,000	13,150,000	13,150,000	6,850,000	6,501,107	6,501,107	6,501,107	0	6,675,034
Sporuri pentru conditii de munca	10.01.05	1,100,000	1,100,000	1,100,000	600,000	531,676	531,676	531,676	0	526,161
Alte sporuri	10.01.06	150,000	150,000	150,000	90,000	33,582	33,582	33,582	0	34,412
Indemnizatii platite unor persoane din afara unitatii	10.01.12	440,000	440,000	440,000	220,000	186,180	186,180	186,180	0	195,936
Indemnizatii de delegare	10.01.13	10,000	10,000	10,000	7,000	1,442	1,442	1,442	0	1,442
Indemnizatie de hrana	10.01.17	600,000	600,000	600,000	333,000	250,852	250,852	250,852	0	297,590
Alte drepturi salariale in bani	10.01.30	450,000	450,000	450,000	250,000	215,923	215,923	215,923	0	163,637
Contributii	10.03	350,000	350,000	350,000	200,000	175,584	175,584	175,584	0	177,796
Contributii de asigurari sociale de sanatate	10.03.03	300	300	300	300	291	291	291	0	0
Contributii pentru concedii si indemnizatii	10.03.06	200	200	200	200	45	45	45	0	0
Contributii la Fd. de garantare a creantelor salariale	10.03.07	349,500	349,500	349,500	199,500	175,248	175,248	175,248	0	177,796
TITLUL II BUNURI SI SERVICII	20	2,880,000	2,880,000	2,880,000	1,473,000	2,488,648	2,388,649	1,279,232	1,109,417	1,216,141
Bunuri si servicii	20.01	2,415,400	2,415,400	2,415,400	1,339,000	2,228,254	2,157,037	1,224,981	932,056	1,162,793
Furnituri de birou	20.01.01	58,400	58,400	58,400	44,000	50,126	49,293	41,977	7,316	45,400
Materiale pentru curatenie	20.01.02	5,000	5,000	5,000	2,500	180	180	180	0	151
Incalzit, Iluminat si forta motrica	20.01.03	217,000	217,000	217,000	135,000	114,234	114,234	114,140	94	114,234
-incalzire-sistem centralizat (ENEF)	20.01.03.01	115,000	115,000	115,000	87,000	71,291	71,291	71,197	94	71,291
- energie electrica (ELECTRICA)	20.01.03.04	102,000	102,000	102,000	48,000	42,943	42,943	42,943	0	42,943
Apa, canal si salubritate	20.01.04	25,000	25,000	25,000	14,000	14,066	14,066	12,763	1,303	13,483
Carburanti si lubrifianti	20.01.05	70,000	70,000	70,000	70,000	70,000	70,000	0	70000	28,900
Piese de schimb	20.01.06	10,000	10,000	10,000	5,000	695	695	695	0	695
Posta, telecomunicatii, radio, tv, internet	20.01.08	260,000	260,000	260,000	127,500	249,011	249,011	119,118	129,893	84,614
Materiale si prestari de servicii cu caracter functional	20.01.09	70,000	70,000	70,000	65,000	62,217	62,217	62,217	0	47,116
Alte bunuri si servicii pentru intretinere si functionare	20.01.30	1,700,000	1,700,000	1,700,000	876,000	1,667,725	1,597,341	873,891	723,450	828,200
Reparatii curente	20.02	10,000	10,000	10,000	7,000	3,822	3,822	3,822	0	3,822
Bunuri de natura obiectelor de inventar	20.05	31,600	31,600	31,600	29,600	30,792	4,510	4,510	0	0
Alte obiecte de inventar	20.05.30	31,600	31,600	31,600	29,600	30,792	4,510	4,510	0	0
Deplasari, detasari, transferari	20.06	50,000	50,000	50,000	23,000	12,961	12,961	12,767	194	12,767

Deplasari interne, detasari, transferari	20.06.01	29,000	28,000	28,000	16,000	12,961	12,961	12,767	194	12,767
Deplasari in strainatate	20.06.02	0,000	22,000	22,000	7,000	0	0	0	0	0
Carti, publicatii si materiale documentare	20.11	6,000	6,000	6,000	5,000	3,890	3,890	3,890	0	4,739
Consultanta si expertiza	20.12	330,000	330,000	330,000	48,400	190,400	190,400	13,233	177,167	13,233
Pregatire profesionala	20.13	15,000	15,000	15,000	12,000	13,101	10,601	10,601	0	10,601
Protectia munci	20.14	2,000	2,000	2,000	1,000	0	0	0	0	0
Alte cheltuieli	20.30	20,000	20,000	20,000	8,000	5,428	5,428	5,428	0	8,186
Protocol si reprezentare	20.30.02	5,000	5,000	5,000	3,000	2,222	2,222	2,222	0	2,360
Prime de asigurare non-viata	20.30.03	15,000	15,000	15,000	5,000	3,206	3,206	3,206	0	5,826
TITLUL VII ALTE TRANSFERURI	55	80,000	80,000	80,000	69,000	51,468	51,468	51,468	0	51,468
A. Transferuri inteme:	55.01	80,000	80,000	80,000	69,000	51,468	51,468	51,468	0	51,468
Alte transferuri curente interne	55.01.18	80,000	80,000	80,000	69,000	51,468	51,468	51,468	0	51,468
TITLUL X PROIECTE CU FINANTARE DIN FONDURI EXTERNE NERAMBURSABILE	58	4,228,430	4,228,430	4,228,430	420,000	57,630	57,630	39,850	17,780	46,893
AFFERENTE CADRULUI FINANCIAR 2014-2020										
Programe din Fondul Social European (FSE)	58.02	4,228,430	4,228,430	4,228,430	420,000	57,630	57,630	39,850	17,780	46,893
Finantarea nationala	58.02.01	633,410	633,410	633,410	63,000	17,807	17,807	5,977	11,830	7,033
Finantarea externa nerambursabila	58.02.02	3,595,020	3,595,020	3,595,020	357,000	39,823	39,823	33,873	5,950	39,860
TITLUL XI ALTE CHELTUIELI	59	100,000	100,000	100,000	50,000	43,200	43,200	43,200	0	43,200
Sume persoane cu handicap neincadrate	59.40	100,000	100,000	100,000	50,000	43,200	43,200	43,200	0	43,200
70. CHELTUIELI DE CAPITAL (70=71+72)	70	5,536,320	5,536,320	5,536,320	2,450,170	616,770	74,724	49,198	25,526	462,546
TITLUL XIII ACTIVE NEFINANCIARE	71	5,536,320	5,536,320	5,536,320	2,450,170	616,770	74,724	49,198	25,526	462,546
Active fixe (inclusiv reparatii capitale)	71.01	5,536,320	5,536,320	5,536,320	2,450,170	616,770	74,724	49,198	25,526	462,546
Constructii	71.01.01	5,074,600	5,074,600	5,074,600	1,939,330	481,826	0	0	0	0
Masini, echipamente si mijloace de transport	71.01.02	60,220	60,220	60,220	60,220	60,220	0	0	0	0
Mobilier, aparatura birou si alte active corporale	71.01.03	0	0	0	49,120	49,115	49,115	49,115	0	0
Alte active fixe (inclusiv reparatii capitale)	71.01.30	401,500	401,500	401,500	401,500	25,609	25,609	83	25526	462,546
TITLUL XIX PLATI EFECTUATE IN ANII PRECEDENTI SI RECUPERATE IN ANUL CURENT	85	0	0	0	0	-75,897	-75,897	-75,897	0	0
Plati efectuate in anii precedenti si recuperate in anul curent	85.01	0	0	0	0	-75,897	-75,897	-75,897	0	0
Plati efectuate in anii precedenti si recuperate in anul curent in sectiunea de functionare a bugetului local	85.01.01	0	0	0	0	-75,897	-75,897	-75,897	0	0

PRIMAR,
Cristi Valentin Misaila



DIRECTOR EXECUTIV,

Carmen Grosu



Sef serviciu buget-contabilitate,
Poiana Simona



Contul de executie al bugetului institutiilor publice la data de 30.06.2019
sursa de finantare : 02

Capitol 54.02

Denumire	Cod Indicator	Credite de angajament	Credite bugetare initiale	Credite bugetare trimestriale	Angajamente bugetare	Angajamente legale	Plati efectuate	Angajamente legale de platit	Cheltuieli efective
TOTAL CHELTUIELI	00	2,493,260	1,937,860	1,190,860	990,832	990,832	990,832	0	990,930
CHELTUIELI CURENTE	01	2,493,260	1,937,860	1,190,860	990,832	990,832	990,832	0	990,930
TITLUL II BUNURI SI SERVICII	20	26,000	26,000	14,000	5,832	5,832	5,832	0	5,930
Bunuri si servicii	20.01	26,000	26,000	14,000	5,832	5,832	5,832	0	5,930
Materiale si prestari de servicii cu caracter functional	20.01.09	6,000	6,000	6,000	5,832	5,832	5,832	0	5,844
Alte bunuri si servicii pentru intretinere si functionare	20.01.30	20,000	20,000	8,000	0	0	0	0	86
TITLUL V FONDURI DE REZERVA	50	742,260	186,860	186,860	0	0	0	0	0
Fond de rezerva bugetara la dispozitia autoritatilor locale	50.04	742,260	186,860	186,860	0	0	0	0	0
TITLUL VI TRANSFERURI INTRE UNITATI ALE ADMINISTRATIEI PUBLICE	51	1,725,000	1,725,000	990,000	985,000	985,000	985,000	0	985,000
Transferuri curente	51.01	1,720,000	1,720,000	985,000	985,000	985,000	985,000	0	985,000
Transferuri catre institutiile publice	51.01.01	1,720,000	1,720,000	985,000	985,000	985,000	985,000	0	985,000
Transferuri de capital	51.02	5,000	5,000	5,000	0	0	0	0	0
Alte transferuri de capital catre institutiile publice	51.02.29	5,000	5,000	5,000	0	0	0	0	0

PRIMAR,
Cristi Valentin Misaila



DIRECTOR EXECUTIV,

Carmen Grosu



Sef serviciu buget-contabilitate,
Poiana Simona



Contul de executie al bugetului institutiilor publice la data de 30.06.2019
sursa de finantare : 02

Capitol 55.02

DENUMIREA INDICATORILOR	Cod indicator	Credite de angajament		Credite bugetare		Angajamente bugetare	Angajamente legale	Plăți efectuate	Angajamente legale de plătit	Cheltuieli efective
		aprobate la finele perioadei de	trimestriale cumulate	aprobate la finele perioadei de	trimestriale cumulate					
TOTAL CHELTUIELI	00	1,600,000	1,600,000	1,600,000	730,000	533,684	533,684	533,684	0	533,684
CHELTUIELI CURENTE	01	1,600,000	1,600,000	1,600,000	730,000	533,684	533,684	533,684	0	533,684
TITLUL III DOBANZI	30	1,600,000	1,600,000	1,600,000	730,000	533,684	533,684	533,684	0	533,684
Dobanzi aferente datoriei publice interne	30.01	1,600,000	1,600,000	1,600,000	730,000	533,684	533,684	533,684	0	533,684
Dobanzi aferente datoriei publice interne directe	30.01.01	1,600,000	1,600,000	1,600,000	730,000	533,684	533,684	533,684	0	533,684

PRIMAR,

Cristi Valentin Misăila

DIRECTOR EXECUTIV,

Carmen Grosu

Șef serviciu buget-contabilitate,

Poiana Simona

Contul de executie al bugetului institutiilor publice la data de 30.06.2019
sursa de finantare : 02

Capitol 61.02

DENUMIREA INDICATORILOR	Cod indicator	Credite de angajament		Credite bugetare		Angajamente bugetare	Angajamente legale	Plăți efectuate	Angajamente legale de plătit	Cheltuieli efective
		aprobate la finele perioadei de raportare	trimestriale cumulate	aprobate la finele perioadei de raportare	trimestriale cumulate					
TOTAL CHELTUIELI	00	7,360,610	7,360,610	7,360,610	4,074,610	3,843,439	3,825,546	3,812,547	12,999	3,867,137
CHELTUIELI CURENTE	01	7,305,000	7,305,000	7,305,000	4,019,000	3,845,546	3,827,653	3,814,654	12,999	3,808,770
TITLUL I CHELTUIELI DE PERSONAL	10	6,705,000	6,705,000	6,705,000	3,662,000	3,599,129	3,599,129	3,599,129	0	3,564,896
Cheltuieli salariale in bani	10.01	5,532,000	5,532,000	5,532,000	3,075,000	3,023,286	3,023,286	3,023,286	0	2,992,854
Salarii de baza	10.01.01	5,277,000	5,277,000	5,277,000	2,938,000	2,903,989	2,903,989	2,903,989	0	2,876,164
Sporuri pentru conditii de munca	10.01.05	239,500	239,500	239,500	127,000	113,462	113,462	113,462	0	110,770
Alte sporuri	10.01.06	12,000	12,000	12,000	8,000	5,783	5,783	5,783	0	5,868
Indemnizatie de hrana	10.01.17	3,500	3,500	3,500	2,000	52	52	52	0	52
Cheltuieli salariale in natura	10.02	1,040,000	1,040,000	1,040,000	517,000	509,101	509,101	509,101	0	504,768
Norme de hrana	10.02.02	1,040,000	1,040,000	1,040,000	517,000	509,101	509,101	509,101	0	504,768
Contributii	10.03	133,000	133,000	133,000	70,000	66,742	66,742	66,742	0	67,274
Contributia asiguratorie pentru munca	10.03.07	133,000	133,000	133,000	70,000	66,742	66,742	66,742	0	67,274
TITLUL II BUNURI SI SERVICII	20	530,000	530,000	530,000	318,000	216,330	198,437	185,438	12,999	213,424
Bunuri si servicii	20.01	382,000	382,000	382,000	218,000	175,926	158,033	150,194	7,839	184,527
Furnituri de birou	20.01.01	6,000	6,000	6,000	6,000	3,820	3,820	3,820	0	4,327
Materiale pentru curatenie	20.01.02	1,000	1,000	1,000	1,000	0	0	0	0	0
Incalzit, Iluminat si forta motrica	20.01.03	54,000	54,000	54,000	46,000	38,940	38,940	38,940	0	38,940
-incalzire-sisten centralizat (ENET)	20.01.03.01	33,000	33,000	33,000	22,000	23,966	23,966	23,966	0	23,966
- energie electrica (ELECTRICA)	20.01.03.04	21,000	21,000	21,000	19,000	14,974	14,974	14,974	0	14,974
Apa, canal si salubritate	20.01.04	8,000	8,000	8,000	7,000	3,750	3,750	3,750	0	3,750
Carburanti si lubrifianti	20.01.05	80,000	80,000	80,000	40,000	35,000	35,000	35,000	0	47,681
Piese de schimb	20.01.06	8,000	8,000	8,000	8,000	1,300	1,300	1,300	0	1,300
Posta, telecomunicatii, radio, tv, internet	20.01.08	35,000	35,000	35,000	20,000	17,849	17,849	17,849	0	18,691
Materiale si prestari de servicii cu caracter functional	20.01.09	100,000	100,000	100,000	45,000	36,864	18,971	11,132	7,839	31,435
Alte bunuri si servicii pentru intretinere si functionare	20.01.30	90,000	90,000	90,000	45,000	38,403	38,403	38,403	0	38,403
Reparatii curente	20.02	4,500	4,500	4,500	2,500	0	0	0	0	0
Bunuri de natura obiectelor de inventar	20.05	59,000	59,000	59,000	39,000	8,685	8,685	8,685	0	1
Uniforme si echipament	20.05.01	45,000	45,000	45,000	25,000	0	0	0	0	1
Alte obiecte de inventar	20.05.30	14,000	14,000	14,000	14,000	8,685	8,685	8,685	0	0
Deplasari, detasari, transferari	20.06	5,000	5,000	5,000	5,000	3,915	3,915	3,915	0	2,062
Deplasari interne, detasari, transferari	20.06.01	5,000	5,000	5,000	5,000	3,915	3,915	3,915	0	2,062
Carti, publicatii si materiale documentare	20.11	3,000	3,000	3,000	3,000	0	0	0	0	1,263

Pregatire profesionala	20.13	2,500	2,500	2,500	2,500	2,500	2,000	2,000	2,000	0	2,000
Protectia muncii	20.14	300	25,000	25,000	20,000	20,000	3,836	3,836	3,836	0	3,836
Munite, furnituri si amament de natura activelor	20.15	10,000	10,000	10,000	5,000	0	0	0	0	0	0
Alte cheltuieli	20.30	39,000	39,000	39,000	23,000	21,968	21,968	16,808	5,160	19,735	0
Prime de asigurare non-viata	20.30.03	28,000	28,000	28,000	17,000	11,648	11,648	11,648	0	14,575	0
Chirii	20.30.04	11,000	11,000	11,000	6,000	10,320	10,320	5,160	5,160	5,160	0
TITLUL XI ALTE CHELTUIELI	59	70,000	70,000	70,000	39,000	30,087	30,087	30,087	30,087	0	30,450
Sume aferente persoanelor cu handicap reincadrate	59.40	70,000	70,000	70,000	39,000	30,087	30,087	30,087	30,087	0	30,450
70. CHELTUIELI DE CAPITAL (70=71+72)	70	55,610	55,610	55,610	55,610	6,671	6,671	6,671	6,671	0	58,367
TITLUL XIII ACTIVE NEFINANCIARE	71	55,610	55,610	55,610	55,610	6,671	6,671	6,671	6,671	0	58,367
Active fixe (inclusiv reparatii capitale)	71.01	55,610	55,610	55,610	55,610	6,671	6,671	6,671	6,671	0	58,367
Masini, echipamente si mijloace de transport	71.01.02	32,610	32,610	32,610	32,610	2,601	2,601	2,601	2,601	0	39,824
Mobilier, aparatura birouca si alte active corporale	71.01.03	23,000	23,000	23,000	23,000	4,070	4,070	4,070	4,070	0	13,953
Alte active fixe (inclusiv reparatii capitale)	71.01.30	0	0	0	0	0	0	0	0	0	4,590
TITLUL XIX PLATI EFECTUATE IN ANII PRECEDENTI SI RECUPERATE IN ANUL CURENT	85	0	0	0	0	-8,778	-8,778	-8,778	-8,778	0	0
Plati efectuate in anii precedenti si recuperate in anul curent	85.01	0	0	0	0	-8,778	-8,778	-8,778	-8,778	0	0
Plati efectuate in anii precedenti si recuperate in anul curent in sectiunea de functionare a bugetului local	85.01.01	0	0	0	0	-8,778	-8,778	-8,778	-8,778	0	0

PRIMAR,
Cristi Valentin Misaila



DIRECTOR EXECUTIV,

Campania Grosu



Sef serviciu buget-contabilitate,
Poiana Simona




Contul de executie al bugetului institutiilor publice la data de 30.06.2019
sursa de finantare : 02

Capitol 65.02

DENUMIREA INDICATORILOR	Cod indicator	Credite de angajament		Credite bugetare		Angajamente bugetare	Angajamente legale	Plăți efectuate	Angajamente legale de plătit	Cheltuieli efective
		aprobate la finele perioadei de raportare	trimestriale cumulate	aprobate la finele perioadei de raportare	trimestriale cumulate					
TOTAL CHELTUIELI	00	104,055,730	104,055,730	20,377,490	15,924,790	8,110,784	7,904,939	6,664,292	1,240,647	7,120,220
CHELTUIELI CURENTE	01	78,517,720	78,517,720	16,046,640	11,593,940	6,746,717	6,746,718	6,605,575	141,143	6,817,259
TITLUL I CHELTUIELI DE PERSONAL	10	49,740	49,740	49,740	49,740	0	0	0	0	0
Cheltuieli salariale in bani	10.01	49,740	49,740	49,740	49,740	0	0	0	0	0
Salarii de baza	10.01.01	0	0	0	0	0	0	0	0	0
Alte sporuri	10.01.06	0	0	0	0	0	0	0	0	0
Fond pentru posturi ocupate prin cumul	10.01.10	0	0	0	0	0	0	0	0	0
Fond aferent platii cu ora	10.01.11	0	0	0	0	0	0	0	0	0
Alte drepturi salariale in bani	10.01.30	49,740	49,740	49,740	49,740	0	0	0	0	0
Contributii	10.03	0	0	0	0	0	0	0	0	0
Contributii de asigurari sociale de stat	10.03.01	0	0	0	0	0	0	0	0	0
Contributii de asigurari de somaj	10.03.02	0	0	0	0	0	0	0	0	0
Contributii de asigurari sociale de sanatate	10.03.03	0	0	0	0	0	0	0	0	0
Contributii de asigurari pentru accidente de munca si boli profesionale	10.03.04	0	0	0	0	0	0	0	0	0
Contributii pentru concedii si indemnizatii	10.03.06	0	0	0	0	0	0	0	0	0
TITLUL II BUNURI SI SERVICII	20	10,991,400	10,991,400	11,540,900	7,874,880	5,402,647	5,402,648	5,366,229	36,419	5,575,786
Bunuri si servicii	20.01	8,886,670	8,886,670	9,173,170	6,431,710	4,701,587	4,701,587	4,666,194	35,393	4,744,602
Furnituri de birou	20.01.01	89,330	89,330	89,330	57,580	36,473	36,473	31,270	5,203	39,261
Materiale pentru curatenie	20.01.02	200,500	200,500	200,500	111,600	66,620	66,620	62,659	3,961	73,284
Incalfzit, Iluminat si forta motrica	20.01.03	5,067,120	5,067,120	5,067,120	4,038,330	3,408,557	3,408,557	3,400,736	7,821	3,417,731
-incalzire-sistem centralizat (ENET)	20.01.03.01	3,946,420	3,946,420	3,946,420	3,138,350	2,624,016	2,624,016	2,624,016	0	2,617,039
-incalzire cu gaze (Distrigaz)	20.01.03.02	373,500	373,500	376,500	359,200	333,150	333,150	333,150	0	344,404
-incalzire cu combustibil solid	20.01.03.03	6,000	6,000	6,000	3,000	0	0	0	0	0
- energie electrica (ELECTRICA)	20.01.03.04	741,200	741,200	738,200	537,780	451,391	451,391	443,570	7,821	456,288
Apa, canal si salubritate	20.01.04	947,000	947,000	946,600	504,420	463,129	463,129	459,455	3,674	456,931
Carburanti si lubrifianti	20.01.05	78,000	78,000	78,000	49,500	29,997	29,997	25,175	4,822	44,256
Piese de schimb	20.01.06	21,000	21,000	21,000	11,500	4,589	4,589	4,589	0	4,649
Transport	20.01.07	202,440	202,440	202,440	126,640	63,584	63,584	63,584	0	63,584
Posta, telecomunicatii, radio, tv, internet	20.01.08	158,000	158,000	158,000	96,500	78,479	78,479	78,267	212	78,498
Materiale si prestari de servicii cu caracter functional	20.01.09	372,400	372,400	372,400	220,500	172,868	172,868	171,206	1,662	167,271
Alte bunuri si servicii pentru intretinere si functionare	20.01.30	1,750,880	1,750,880	2,037,780	1,215,140	377,291	377,291	369,253	8,038	399,137

Plati efectuate in anii precedenti si recuperate in anul	85.01.01	0	0	0	0	0	-3,822	-3,822	-3,822	0	0
Plati efectuate in sectiunea de functionare a bugetului local											
Plati efectuate in anii precedenti si recuperate in anul	85.01.02	0	0	0	0	0	-25,340	-25,340	-25,340	0	0
Plati efectuate in sectiunea de dezvoltare a bugetului local											

PRIMAR,
Cristi Valentin Misaila



DIRECTOR EXECUTIV,
Carmen Grosu



Sef serviciu buget-contabilitate,
Poiana Simona



Contul de executie al bugetului institutiilor publice la data de 30.06.2019
sursa de finantare : 02

Capitol 66.02

DENUMIREA INDICATORILOR	Cod indicator	Credite de angajament		Credite bugetare		Angajamente bugetare	Angajamente legale	Plăți efectuate	Angajamente legale de plătit	Cheltuieli efective
		aprobate la finele perioadei de raportare	trimestriale cumulate	aprobate la finele perioadei de raportare	trimestriale cumulate					
TOTAL CHELTUIELI	00	8,944,700	8,944,700	8,841,650	4,860,650	7,632,103	7,632,103	2,953,810	4,678,293	2,875,265
CHELTUIELI CURENTE	01	7,645,000	7,645,000	7,645,000	3,664,000	7,549,867	7,549,867	2,886,023	4,663,844	2,868,718
TITLUL I CHELTUIELI DE PERSONAL	10	7,475,000	7,475,000	7,475,000	3,557,000	7,474,920	7,474,920	2,832,801	4,642,119	2,804,786
Cheltuieli salariale in bani	10.01	7,308,000	7,308,000	7,308,000	3,480,000	7,307,920	7,307,920	2,770,877	4,537,043	2,753,028
Salarii de baza	10.01.01	5,952,800	5,952,800	5,952,800	2,917,800	5,952,800	5,952,800	2,341,043	3,611,757	2,301,710
Alte sporuri	10.01.06	867,000	867,000	867,000	399,000	867,000	867,000	327,719	539,281	329,040
Indemnizatii de delegare	10.01.13	200	200	200	200	120	120	120	0	120
Indemnizatie de hrana	10.01.17	488,000	488,000	488,000	163,000	488,000	488,000	101,995	386,005	122,158
Contributii	10.03	167,000	167,000	167,000	77,000	167,000	167,000	61,924	105,076	51,758
Contributii fond de garantare	10.03.07	167,000	167,000	167,000	77,000	167,000	167,000	61,924	105,076	51,758
TITLUL II BUNURI SI SERVICII	20	140,000	140,000	140,000	91,000	44,947	44,947	43,447	1,500	54,157
Bunuri si servicii	20.01	63,000	63,000	63,000	32,000	22,777	22,777	21,277	1,500	22,777
Furnituri de birou	20.01.01	5,000	5,000	5,000	3,000	0	0	0	0	0
Materiale pentru curatenie	20.01.02	3,000	3,000	3,000	2,000	617	617	617	0	617
Alte bunuri si servicii pentru intretinere si functionare	20.01.30	55,000	55,000	55,000	27,000	22,160	22,160	20,660	1,500	22,160
Medicamente si materiale sanitare	20.04	68,000	68,000	68,000	52,000	20,202	20,202	20,202	0	20,202
Medicamente	20.04.01	22,000	22,000	22,000	18,000	5,653	5,653	5,653	0	5,653
Materiale sanitare	20.04.02	36,000	36,000	36,000	28,000	11,682	11,682	11,682	0	11,682
Dezinfectanti	20.04.04	10,000	10,000	10,000	6,000	2,867	2,867	2,867	0	2,867
Bunuri de natura obiectelor de inventar	20.05	5,000	5,000	5,000	3,000	888	888	888	0	10,098
Alte obiecte de inventar	20.05.30	5,000	5,000	5,000	3,000	888	888	888	0	10,098
Deplasari, detasari, transferari	20.06	400	400	400	400	360	360	360	0	360
Deplasari interne, detasari, transferari	20.06.01	400	400	400	400	360	360	360	0	360
Deplasari interne, detasari, transferari	20.06.01	400	400	400	400	360	360	360	0	360
Pregatire profesionala	20.13	1,000	1,000	1,000	1,000	720	720	720	0	720
Protectia muncii	20.14	2,600	2,600	2,600	2,600	0	0	0	0	0
TITLUL IX ASISTENTA SOCIALA	57	30,000	30,000	30,000	16,000	30,000	30,000	9,775	20,225	9,775
Ajutoare sociale	57.02	30,000	30,000	30,000	16,000	30,000	30,000	9,775	20,225	9,775
Ajutoare sociale in natura	57.02.02	30,000	30,000	30,000	16,000	30,000	30,000	9,775	20,225	9,775
70. CHELTUIELI DE CAPITAL (70=71+72)	70	1,299,700	1,299,700	1,196,650	1,196,650	97,035	97,035	82,586	14,449	6,547
TITLUL XIII ACTIVE NEFINANCIARE	71	1,299,700	1,299,700	1,196,650	1,196,650	97,035	97,035	82,586	14,449	6,547
Active fixe (inclusiv reparatii capitale)	71.01	1,299,700	1,299,700	1,196,650	1,196,650	97,035	97,035	82,586	14,449	6,547
Masini, echipamente si mijloace de transport	71.01.02	67,200	67,200	67,200	67,200	59,995	59,995	59,995	0	6,547
Constructii	71.01.01	1,231,000	1,231,000	1,105,450	1,105,450	14,449	14,449	0	14,449	0

Alte active fixe (inclusiv reparatii capitale)	71.01.30	1,500	1,500	24,000	24,000	22,591	22,591	22,591	0	0
TITLUL XIX PLATI EFECTUATE IN ANII PRECEDENTI SI RECUPERATE IN ANUL CURENT	85	0	0	0	0	-14,799	-14,799	-14,799	0	0
Plati efectuate in anii precedenti si recuperate in anul curent	85.01	0	0	0	0	-14,799	-14,799	-14,799	0	0
Plati efectuate in anii precedenti si recuperate in anul curent in sectiunea de functionare a bugetului local	85.01.01	0	0	0	0	-14,799	-14,799	-14,799	0	0

PRIMAR,
Cristi Valentin Misălaia



DIRECTOR EXECUTIV,
Carmen Grosu
Sef serviciu buget-contabilitate,
Poiana Simona



Contul de executie al bugetului institutiilor publice la data de 30.06.2019
sursa de finantare : 02

Capitol 67.02

DENUMIREA INDICATORILOR	Cod indicator	Credite de angajament		Credite bugetare		Angajamente bugetare	Angajamente legale	Plăți efectuate	Angajamente legale de plătit	Cheltuieli efective
		aprobate la finele perioadei de raportare	trimestriale cumulate	aprobate la finele perioadei de raportare	trimestriale cumulate					
TOTAL CHELTUIELI	00	49,475,130	49,475,130	29,508,660	20,160,660	16,027,952	15,895,173	11,080,624	4,814,549	10,226,355
CHELTUIELI CURENTE	01	22,109,000	22,109,000	22,109,000	12,761,000	13,414,135	13,411,034	10,094,977	3,316,057	10,149,192
TITLUL I CHELTUIELI DE PERSONAL	10	3,400,000	3,400,000	3,400,000	1,834,000	1,798,452	1,798,452	1,798,452	0	1,837,270
Cheltuieli salariale in bani	10.01	3,321,000	3,321,000	3,321,000	1,792,000	1,759,016	1,759,016	1,759,016	0	1,796,712
Salarii de baza	10.01.01	3,119,000	3,119,000	3,119,000	1,707,800	1,697,644	1,697,644	1,697,644	0	1,709,117
Alte sporuri	10.01.06	21,200	21,200	21,200	9,200	6,724	6,724	6,724	0	7,270
Indemnizatie de hrana	10.01.17	180,800	180,800	180,800	75,000	54,648	54,648	54,648	0	80,325
Contributii	10.03	79,000	79,000	79,000	42,000	39,436	39,436	39,436	0	40,558
Contributii la Fd. de garantare a creantelor salariale	10.03.07	79,000	79,000	79,000	42,000	39,436	39,436	39,436	0	40,558
TITLUL II BUNURI SI SERVICII	20	4,903,000	4,903,000	4,903,000	2,732,000	4,016,114	4,013,013	696,956	3,316,057	712,826
Bunuri si servicii	20.01	1,730,000	1,730,000	1,730,000	945,000	1,120,126	1,120,124	276,676	843,448	323,249
Furnituri de birou	20.01.01	1,000	1,000	1,000	1,000	0	0	0	0	10
Materiale pentru curatenie	20.01.02	3,000	3,000	3,000	3,000	1,047	1,047	1,047	0	1,773
Incalzit, Iluminat si forta motrica	20.01.03	55,000	55,000	55,000	45,000	43,514	43,514	39,310	4,204	43,514
- energie electrica (ELECTRICA)	20.01.03.04	55,000	55,000	55,000	45,000	43,514	43,514	39,310	4,204	43,514
Apa, canal si salubritate	20.01.04	270,000	270,000	270,000	170,000	147,503	147,503	147,503	0	147,503
Carburanti si lubrifianti	20.01.05	40,000	40,000	40,000	24,000	20,604	20,604	13,941	6,663	20,844
Piese de schimb	20.01.06	11,000	11,000	11,000	6,000	6,981	6,981	5,403	1,578	6,981
Materiale si prestari de servicii cu caracter functional	20.01.09	1,310,000	1,310,000	1,310,000	675,000	884,589	884,587	57,102	827,485	82,477
Alte bunuri si servicii pentru intretinere si functionare	20.01.30	40,000	40,000	40,000	21,000	15,888	15,888	12,370	3,518	20,147
Bunuri de natura obiectelor de inventar	20.05	75,000	75,000	75,000	71,000	34,339	34,339	27,451	6,888	0
Uniforme si echipament	20.05.01	40,000	40,000	40,000	40,000	9,282	9,282	9,282	0	0
Alte obiecte de inventar	20.05.30	35,000	35,000	35,000	31,000	25,057	25,057	18,169	6,888	0
Carti, publicatii si materiale documentare	20.11	0	0	0	0	0	0	0	0	1,000
Protectia munci	20.14	6,000	6,000	6,000	4,000	2,598	2,598	2,598	0	2,598
Contributii ale administratiei publice locale la realizarea unor lucrari si servicii de interes public local, in baza unor conventii sau contracte de asociere	20.19	2,200,000	2,200,000	2,200,000	1,000,000	2,200,000	2,200,000	0	2200000	0
Alte cheltuieli	20.30	892,000	892,000	892,000	712,000	659,051	655,952	390,231	265,721	385,979
Alte cheltuieli cu bunuri si servicii	20.30.30	892,000	892,000	892,000	712,000	659,051	655,952	390,231	265,721	385,979
TITLUL VI TRANSFERURI INTRE UNITATI ALE ADMINISTRATIEI PUBLICE	51	13,746,000	13,746,000	13,746,000	8,157,000	7,575,000	7,575,000	7,575,000	0	7,575,000

Transferuri curente	51.01	13,445,000	13,445,000	13,445,000	7,856,000	7,575,000	7,575,000	7,575,000	0	7,575,000
Transferuri catre institutii publice	51.01.01	13,445,000	13,445,000	13,445,000	7,856,000	7,575,000	7,575,000	7,575,000	0	7,575,000
Transferuri de capital	51.02	301,000	301,000	301,000	301,000	0	0	0	0	0
Alte transferuri de capital catre institutii publice	51.02.29	301,000	301,000	301,000	301,000	0	0	0	0	0
TITLUL XI ALTE CHELTUIELI	59	60,000	60,000	60,000	38,000	24,569	24,569	24,569	0	24,096
Programe pentru tineret	59.08	20,000	20,000	20,000	10,000	3,945	3,945	3,945	0	3,046
Sume af pers hand neincadrate	59.40	40,000	40,000	40,000	28,000	20,624	20,624	20,624	0	21,050
70. CHELTUIELI DE CAPITAL (70=71+72)	70	27,366,130	27,366,130	27,366,130	7,399,660	2,624,978	2,495,300	996,808	1,498,492	77,163
TITLUL XIII ACTIVE NEFINANCIARE	71	27,366,130	27,366,130	27,366,130	7,399,660	2,624,978	2,495,300	996,808	1,498,492	77,163
Active fixe (inclusiv reparatii capitale)	71.01	27,366,130	27,366,130	27,366,130	7,399,660	2,624,978	2,495,300	996,808	1,498,492	77,163
Constructii	71.01.01	26,012,700	26,012,700	26,012,700	6,120,780	2,330,342	2,321,961	823,469	1,498,492	17,629
Masini, echipamente si mijloace de transport	71.01.02	27,000	27,000	27,000	27,000	26,097	0	0	0	54,090
Alte active fixe (inclusiv reparatii capitale)	71.01.30	1,269,550	1,269,550	1,269,550	1,195,000	211,758	116,558	116,558	0	5,444
Mobilier, aparatura birou si alte active corporale	71.01.03	56,880	56,880	56,880	56,880	56,781	56,781	56,781	0	0
TITLUL XIX PLATI EFECTUATE IN ANII PRECEDENTI	85	0	0	0	0	-11,161	-11,161	-11,161	0	0
SI RECUPERATE IN ANUL CURENT										
Plati efectuate in anii precedenti si recuperate in anul curent	85.01	0	0	0	0	-11,161	-11,161	-11,161	0	0
Plati efectuate in anii precedenti si recuperate in anul curent in sectiunea de functionare a bugetului local	85.01.01	0	0	0	0	-11,161	-11,161	-11,161	0	0

PRIMAR,
Cristi Valentin Misăila



DIRECTOR EXECUTIV,
Carpen Grosu
Simona
Sef serviciu buget-contabilitate,
Poiana Simona



Contul de executie al bugetului institutiilor publice la data de 30.06.2019
sursa de finantare : 02

Capitol 68.02

DENUMIREA INDICATORILOR	Cod indicator	Credite de angajament		Credite bugetare		Angajamente bugetare	Angajamente legale	Plăți efectuate	Angajamente legale de plătit	Cheltuieli efective
		aprobate la finele perioadei de raportare	trimestriale cumulate	aprobate la finele perioadei de raportare	trimestriale cumulate					
TOTAL CHELTUIELI	00	32,175,010	32,175,010	27,112,810	17,232,810	25,028,020	24,858,636	15,975,156	8,883,480	16,552,770
CHELTUIELI CURENTE	01	30,428,270	30,428,270	27,004,500	17,124,500	25,044,816	24,875,432	15,991,952	8,883,480	16,509,913
TITLUL I CHELTUIELI DE PERSONAL	10	16,342,000	16,342,000	16,342,000	10,538,000	15,445,994	15,445,994	10,117,430	5,328,564	10,436,760
Cheltuieli salariale in bani	10.01	15,986,000	15,986,000	15,986,000	10,302,500	15,108,970	15,108,970	9,893,119	5,215,851	10,206,392
Salarii de baza	10.01.01	14,256,800	14,256,800	14,256,800	9,054,300	13,516,628	13,516,628	8,702,387	4,814,241	8,840,101
Sporuri pentru conditii de munca	10.01.05	283,000	283,000	283,000	165,000	228,173	228,173	140,293	87,880	143,062
Alte sporuri	10.01.06	288,000	288,000	288,000	165,000	288,000	288,000	156,003	131,997	156,749
Indemnizatii platite unor persoane din afara unitatii	10.01.12	1,000	1,000	1,000	1,000	1,000	1,000	570	430	380
Indemnizatii de delegare	10.01.13	1,200	1,200	1,200	1,200	1,020	1,020	20	1000	20
Indemnizatie de hrana	10.01.17	1,120,000	1,120,000	1,120,000	898,000	1,038,149	1,038,149	877,411	160,738	1,049,214
Alte drepturi salariale in bani	10.01.30	36,000	36,000	36,000	18,000	36,000	36,000	16,435	19,565	16,866
Contributii	10.03	356,000	356,000	356,000	235,500	337,024	337,024	224,311	112,713	230,368
Contributii fond de garantare	10.03.07	356,000	356,000	356,000	235,500	337,024	337,024	224,311	112,713	230,368
TITLUL II BUNURI SI SERVICII	20	2,732,000	2,732,000	2,736,500	1,682,500	1,692,822	1,523,438	1,358,122	165,316	1,501,079
Bunuri si servicii	20.01	645,900	645,900	650,400	489,400	503,466	466,057	380,226	85,831	403,167
Furnituri de birou	20.01.01	12,000	12,000	12,000	8,000	5,642	5,642	5,642	0	6,146
Materiale pentru curatenie	20.01.02	34,000	34,000	34,000	18,500	20,637	9,696	9,696	0	16,531
Incalzit, iluminat si forta motrica	20.01.03	280,200	280,200	280,200	250,200	213,013	209,611	188,221	21,390	178,264
Incalzire Enet	20.01.03.01	159,500	159,500	159,500	150,500	121,766	121,766	108,574	13,192	108,574
Incalzire Distrigaz	20.01.03.02	65,700	65,700	65,700	59,200	55,431	55,431	50,475	4,956	43,712
Energie electrica(Electrica)	20.01.03.04	55,000	55,000	55,000	40,500	35,816	32,414	29,172	3,242	25,978
Apa, canal si salubritate	20.01.04	72,000	72,000	72,000	42,500	39,826	37,360	31,905	5,455	30,141
Carburanti si lubrifianti	20.01.05	11,000	11,000	11,000	6,000	1,843	1,843	1,843	0	7,053
Pese de schimb	20.01.06	2,200	2,200	2,200	2,200	971	971	971	0	971
Posta, telecomunicatii, radio, tv, internet	20.01.08	20,600	20,600	20,600	15,000	15,213	14,228	10,839	3,389	10,984
Materiale si prestari de servicii cu caracter functional	20.01.09	17,000	17,000	17,000	8,000	13,897	8,126	5,337	2,789	5,777
Alte bunuri si servicii pentru intretinere si functionare	20.01.30	196,900	196,900	201,400	139,000	192,424	178,580	125,772	52,808	147,300
Reparatii curente	20.02	19,000	19,000	19,000	14,000	10,991	10,991	9,994	997	11,476
Hrana	20.03	1,501,300	1,501,300	1,501,300	780,800	872,464	749,144	672,745	76,399	773,863
Hrana pentru oameni	20.03.01	1,501,300	1,501,300	1,501,300	780,800	872,464	749,144	672,745	76,399	773,863
Medicamente si materiale sanitare	20.04	14,000	14,000	14,000	14,000	9,051	6,051	6,042	9	5,569
Medicamente	20.04.01	6,000	6,000	6,000	6,000	3,923	1,923	1,923	0	2,180

Contul de executie al bugetului institutiilor publice la data de 30.06.2019
sursa de finantare : 02

Capitol 70.02

DENUMIREA INDICATORILOR	Cod indicator	Credite de angajament		Credite bugetare		Angajamente bugetare	Angajamente legale	Plati efectuate	Angajamente legale de platit	Cheltuieli efective
		aprobate la finele perioadei de raportare	trimestriale cumulate	aprobate la finele perioadei de raportare	trimestriale cumulate					
TOTAL CHELTUIELI	00	56,136,620	56,136,620	20,708,020	14,915,520	9,509,786	9,142,776	6,500,237	2,642,539	9,340,978
CHELTUIELI CURENTE	01	43,630,060	43,630,060	14,761,000	8,968,500	7,031,429	6,978,123	6,266,103	712,020	6,099,948
TITLUL I CHELTUIELI DE PERSONAL	10	5,450,000	5,450,000	5,450,000	2,838,000	2,770,827	2,770,827	2,770,827	0	2,821,331
Cheltuieli salariale in bani	10.01	5,324,000	5,324,000	5,324,000	2,776,000	2,710,171	2,710,171	2,710,171	0	2,759,248
Salarii de baza	10.01.01	4,934,000	4,934,000	4,934,000	2,628,000	2,601,336	2,601,336	2,601,336	0	2,614,682
Sporuri pentru conditii de munca	10.01.05	4,000	4,000	4,000	2,000	1,684	1,684	1,684	0	1,715
Alte sporuri	10.01.06	96,000	96,000	96,000	46,000	43,225	43,225	43,225	0	46,198
Indemnizatie de hrana	10.01.17	290,000	290,000	290,000	100,000	63,926	63,926	63,926	0	96,653
Contributii	10.03	126,000	126,000	126,000	62,000	60,656	60,656	60,656	0	62,083
Contributii la Fd. de garantare a creantelor salariale	10.03.07	126,000	126,000	126,000	62,000	60,656	60,656	60,656	0	62,083
TITLUL II BUNURI SI SERVICII	20	7,134,000	7,134,000	7,134,000	3,972,500	4,155,947	4,102,641	3,451,569	651,072	3,243,111
Bunuri si servicii	20.01	6,384,000	6,384,000	6,384,000	3,494,500	3,661,988	3,648,305	3,132,907	515,398	2,975,374
Furnituri de birou	20.01.01	3,000	3,000	3,000	2,000	1,735	1,735	1,735	0	1,285
Materiale pentru curatenie	20.01.02	5,000	5,000	5,000	3,000	1,413	1,413	830	583	1,353
Incalzit, Iluminat si forta motrica	20.01.03	2,893,000	2,893,000	2,893,000	1,961,000	1,910,899	1,910,899	1,904,978	5,921	1,642,976
-incalzire-sistem centralizat (ENET)	20.01.03.01	30,000	30,000	30,000	20,000	15,240	15,240	15,240	0	14,465
-incalzire cu gaze (Distrigaz)	20.01.03.02	85,000	85,000	85,000	72,000	61,492	61,492	61,492	0	61,492
- energie electrica (ELECTRICA)	20.01.03.04	2,778,000	2,778,000	2,778,000	1,869,000	1,834,167	1,834,167	1,828,246	5,921	1,567,019
Apa, canal si salubritate	20.01.04	199,000	199,000	199,000	165,000	139,781	139,781	139,781	0	139,781
Carburanti si lubrifianti	20.01.05	295,000	295,000	295,000	180,000	167,868	167,868	136,516	31,352	170,633
Piese de schimb	20.01.06	30,000	30,000	30,000	14,000	9,401	9,401	9,401	0	15,821
Posta, telecomunicatii, radio, tv, internet	20.01.08	30,000	30,000	30,000	22,000	18,344	18,344	15,688	2,656	16,351
Materiale si prestari de servicii cu caracter functional	20.01.09	2,538,000	2,538,000	2,538,000	931,500	1,106,212	1,102,037	732,069	369,968	801,902
Alte bunuri si servicii pentru intretinere si functionare	20.01.30	391,000	391,000	391,000	216,000	306,335	296,827	191,909	104,918	185,272
Reparatii curente	20.02	177,000	177,000	177,000	107,000	164,125	127,834	47,011	80,823	37,159
Hrana	20.03	33,000	33,000	33,000	16,000	13,602	13,602	10,659	2,943	13,303
Hrana pentru animale	20.03.02	33,000	33,000	33,000	16,000	13,602	13,602	10,659	2,943	13,303
Medicamente si materiale sanitare	20.04	20,000	20,000	20,000	12,000	6,076	6,076	3,547	2,529	7,159
Medicamente	20.04.01	10,000	10,000	10,000	6,000	3,451	3,451	2,316	1,135	4,302
Materiale sanitare	20.04.02	5,000	5,000	5,000	3,000	1,456	1,456	1,231	225	2,006
Dezinfectanti	20.04.04	5,000	5,000	5,000	3,000	1,169	1,169	0	1,169	851
Bunuri de natura obiectelor de inventar	20.05	71,000	71,000	71,000	64,000	60,919	60,919	49,352	11,567	0
Uniforme si echipament	20.05.01	6,000	6,000	6,000	5,000	768	768	768	0	0

Alte obiecte de inventar	20.05.30	65,000	65,000	65,000	59,000	60,151	60,151	48,584	11,567	0
Pregatire profesionala	20.13	3,000	3,000	3,000	3,000	2,954	2,954	2,954	0	2,954
Protectia munci	20.14	10,000	10,000	10,000	6,000	4,467	4,467	4,467	0	4,467
Alte cheltuieli	20.30	436,000	436,000	436,000	270,000	241,816	238,484	200,672	37,812	202,695
Prime de asigurare non-viata	20.30.03	66,000	66,000	66,000	60,000	47,979	47,979	12,360	35,619	12,360
Chirii	20.30.04	70,000	70,000	70,000	40,000	33,882	33,882	31,859	2,023	33,882
Alte cheltuieli cu bunuri si servicii	20.30.30	300,000	300,000	300,000	170,000	159,955	156,623	156,453	170	156,453
TITLUL VII ALTE TRANSFERURI	55	27,000	27,000	27,000	18,000	18,000	18,000	18,000	0	9,000
A. Transferuri interne.	55.01	27,000	27,000	27,000	18,000	18,000	18,000	18,000	0	9,000
Alte transferuri curente interne	55.01.18	27,000	27,000	27,000	18,000	18,000	18,000	18,000	0	9,000
TITLUL VIII PROIECTE CU FINANTARE DIN FONDURI EXTERNE NERAMBURSABILE (FEN) POSTADERARE	56	0	0	0	0	0	0	0	0	372
Prgramme din Fondul European de Dezvoltare Regionala (FEDR)	56.01	0	0	0	0	0	0	0	0	372
Finantare nationala	56.01.01	0	0	0	0	0	0	0	0	36
Finantare de la Uniunea Europeana	56.01.02	0	0	0	0	0	0	0	0	336
TITLUL X PROIECTE CU FINANTARE DIN FONDURI EXTERNE NERAMBURSABILE AFERENTE CADRULUI FINANCIAR 2014-2020	58	30,969,060	30,969,060	2,100,000	2,100,000	60,948	60,948	0	60,948	0
Programe din Fondul European de Dezvoltare Regionala (FEDR)	58.01	30,969,060	30,969,060	2,100,000	2,100,000	60,948	60,948	0	60,948	0
Finantarea nationala	58.01.01	9,516,650	9,516,650	340,000	340,000	26,647	26,647	0	26,647	0
Finantarea externa nerambursabila	58.01.02	21,445,810	21,445,810	1,753,400	1,753,400	27,735	27,735	0	27,735	0
Cheltuieli neeligibile	58.01.03	6,600	6,600	6,600	6,600	6,566	6,566	0	6,566	0
TITLUL XI ALTE CHELTUIELI	59	50,000	50,000	50,000	40,000	25,707	25,707	25,707	0	26,134
Sume af pers hand neincadrate	59.40	50,000	50,000	50,000	40,000	25,707	25,707	25,707	0	26,134
70. CHELTUIELI DE CAPITAL (70=71+72)	70	12,506,560	12,506,560	5,947,020	5,947,020	2,503,406	2,189,702	2,189,702	1,930,519	3,241,030
TITLUL XIII ACTIVE NEFINANCIARE	71	12,506,560	12,506,560	5,947,020	5,947,020	2,503,406	2,189,702	2,189,702	1,930,519	3,241,030
Active fixe (inclusiv reparatii capitale)	71.01	12,506,560	12,506,560	5,947,020	5,947,020	2,503,406	2,189,702	2,189,702	1,930,519	3,241,030
Constructii	71.01.01	9,497,980	9,497,980	2,833,720	2,833,720	1,309,769	1,307,984	57,004	1,250,980	2,811,229
Masini, echipamente si mijloace de transport	71.01.02	24,000	24,000	24,000	24,000	0	0	0	0	350,736
Mobilier, aparatura birouca si alte active corporale	71.01.03	58,000	58,000	58,000	58,000	0	0	0	0	59,856
Alte active fixe (inclusiv reparatii capitale)	71.01.30	2,926,580	2,926,580	3,031,300	3,031,300	1,193,637	881,718	202,179	679,539	19,209
TITLUL XIX PLATI EFECTUATE IN ANII PRECEDENTI SI RECUPERATE IN ANII PRECEDENTI SI RECUPERATE IN ANUL CURENT	85	0	0	0	0	-25,049	-25,049	-25,049	0	0
Plati efectuate in anii precedenti si recuperate in anul curent	85.01	0	0	0	0	-25,049	-25,049	-25,049	0	0
Plati efectuate in anii precedenti si recuperate in anul curent in sectiunea de functionare a bugetului local	85.01.01	0	0	0	0	-10,122	-10,122	-10,122	0	0
Plati efectuate in anii precedenti si recuperate in anul curent în sectiunea de dezvoltare a bugetului local	85.01.02	0	0	0	0	-14,927	-14,927	-14,927	0	0

PRIMAR,
Cristi Valentin Misalia

DIRECTOR EXECUTIV,

Carmen Grosu

Sef serviciu buget-contabilitate,

Poiana Simona


Contul de executie al bugetului institutiilor publice la data de 30.06.2019
sursa de finantare : 02

Capitol 74.02

DENUMIREA INDICATORILOR	Cod indicator	Credite de angajament		Credite bugetare		Angajamente bugetare	Angajamente legale	Plăți efectuate	Angajamente legale de plătit	Cheltuieli efective
		aprobate la finele perioadei de raportare	trimestriale cumulate	aprobate la finele perioadei de raportare	trimestriale cumulate					
TOTAL CHELTUIELI	00	7,698,400	7,698,400	7,698,400	4,955,900	3,940,124	3,800,894	3,630,028	170,866	3,693,950
CHELTUIELI CURENTE	01	7,395,000	7,395,000	7,395,000	4,652,500	3,654,524	3,654,524	3,630,028	24,496	3,650,278
TITLUL I CHELTUIELI DE PERSONAL	10	475,000	475,000	475,000	260,500	253,405	253,405	253,405	0	269,203
Cheltuieli salariale in bani	10.01	462,000	462,000	462,000	254,000	247,829	247,829	247,829	0	263,279
Salarii de baza	10.01.01	414,000	414,000	414,000	234,000	232,103	232,103	232,103	0	243,706
Alte sporuri	10.01.06	24,000	24,000	24,000	11,000	9,480	9,480	9,480	0	10,351
Indemnizatie de hrana	10.01.17	24,000	24,000	24,000	9,000	6,246	6,246	6,246	0	9,222
Contributii	10.03	13,000	13,000	13,000	6,500	5,576	5,576	5,576	0	5,924
Contributii la Fd. de garantare a creantelor salariale	10.03.07	13,000	13,000	13,000	6,500	5,576	5,576	5,576	0	5,924
TITLUL II BUNURI SI SERVICII	20	6,885,000	6,885,000	6,885,000	4,357,000	3,369,773	3,369,773	3,345,277	24,496	3,349,661
Bunuri si servicii	20.01	6,211,000	6,211,000	6,211,000	4,094,000	3,362,823	3,362,823	3,339,300	23,523	3,343,556
Furnituri de birou	20.01.01	300	300	300	300	0	0	0	0	0
Apa, canal si salubritate	20.01.04	5,814,700	5,814,700	5,814,700	3,700,700	3,167,904	3,167,904	3,167,904	0	3,167,904
Carburanti si lubrifianti	20.01.05	11,000	11,000	11,000	8,000	6,144	6,144	5,162	982	5,599
Piese de schimb	20.01.06	1,000	1,000	1,000	1,000	0	0	0	0	0
Materiale si prestari de servicii cu caracter functional	20.01.09	379,000	379,000	379,000	379,000	185,351	185,351	162,810	22,541	165,153
Alte bunuri si servicii pentru intretinere si functionare	20.01.30	5,000	5,000	5,000	5,000	3,424	3,424	3,424	0	4,900
Bunuri de natura obiectelor de inventar	20.05	7,000	7,000	7,000	6,000	845	845	845	0	0
Uniforme si echipament	20.05.01	3,000	3,000	3,000	3,000	0	0	0	0	0
Alte obiecte de inventar	20.05.30	4,000	4,000	4,000	3,000	845	845	845	0	0
Protectia muncii	20.14	1,000	1,000	1,000	1,000	262	262	262	0	262
Contributii ale administratiei publice locale la realizarea unor lucrari si servicii de interes public local, in baza unor conventii sau contracte de asociere	20.19	660,000	660,000	660,000	250,000	0	0	0	0	0
Alte cheltuieli	20.30	6,000	6,000	6,000	6,000	5,843	5,843	4,870	973	5,843
Chiri	20.30.04	6,000	6,000	6,000	6,000	5,843	5,843	4,870	973	5,843
TITLUL VII ALTE TRANSFERURI	55	30,000	30,000	30,000	30,000	29,200	29,200	29,200	0	29,200
A. Transferuri interne.	55.01	30,000	30,000	30,000	30,000	29,200	29,200	29,200	0	29,200
Alte transferuri curente interne	55.01.18	30,000	30,000	30,000	30,000	29,200	29,200	29,200	0	29,200
TITLUL XI ALTE CHELTUIELI	59	5,000	5,000	5,000	5,000	2,146	2,146	2,146	0	2,214
Sume af pears hand neincadrate	59.40	5,000	5,000	5,000	5,000	2,146	2,146	2,146	0	2,214
70. CHELTUIELI DE CAPITAL (70=71+72)	70	303,400	303,400	303,400	303,400	285,600	146,370	0	146,370	43,672
TITLUL XIII ACTIVE NEFINANCIARE	71	303,400	303,400	303,400	303,400	285,600	146,370	0	146,370	43,672

Active fixe (inclusiv reparatii capitale)	71.01	303,400	303,400	303,400	303,400	285,600	146,370	0	146,370	43,672
Masini, echipamente si mijloace de transport	71.01.02	0	0	0	0	0	0	0	0	43,672
Alte active fixe (inclusiv reparatii capitale)	71.01.30	303,400	303,400	303,400	303,400	285,600	146,370	0	146,370	0

PRIMAR,
Cristi Valentin Misajia



DIRECTOR EXECUTIV,
Carmen Grosu
Sef serviciu buget-contabilitate,
Poiana Simona



Contul de executie al bugetului institutiilor publice la data de 30.06.2019
sursa de finantare : 02

Capitol 80.02

DENUMIREA INDICATORILOR	Cod indicator	Credite de angajament		Credite bugetare		Angajamente bugetare	Angajamente legale	Plăți efectuate	Angajamente legale de plătit	Cheltuieli efective
		aprobatate la finele perioadei de raportare	trimestriale cumulate	aprobatate la finele perioadei de raportare	trimestriale cumulate					
TOTAL CHELTUIELI	00	4,500,000	4,500,000	4,500,000	2,093,700	1,789,433	1,789,433	1,789,433	0	190,534
CHELTUIELI CURENTE	01	800,000	800,000	800,000	243,700	190,534	190,534	190,534	0	190,534
TITLUL II BUNURI SI SERVICII	20	800,000	800,000	800,000	243,700	190,534	190,534	190,534	0	190,534
Alte cheltuieli	20.30	800,000	800,000	800,000	243,700	190,534	190,534	190,534	0	190,534
Alte cheltuieli cu bunuri si servicii	20.30.30	800,000	800,000	800,000	243,700	190,534	190,534	190,534	0	190,534
79. OPERATIUNI FINANCIARE (79=80+81)	79	3,700,000	3,700,000	3,700,000	1,850,000	1,598,899	1,598,899	1,598,899	0	0
TITLUL XVII RAMBURSARI DE CREDITE	81	3,700,000	3,700,000	3,700,000	1,850,000	1,598,899	1,598,899	1,598,899	0	0
Rambursari de credite interne	81.02	3,700,000	3,700,000	3,700,000	1,850,000	1,598,899	1,598,899	1,598,899	0	0
Rambursari de credite aferente datoriei publice interne locale	81.02.05	3,700,000	3,700,000	3,700,000	1,850,000	1,598,899	1,598,899	1,598,899	0	0

PRIMAR,

Cristi Valentin Misaila



DIRECTOR EXECUTIV,

Carmen Grosu



Sef serviciu buget-contabilitate,

Poiana Simona



Contul de executie al bugetului institutiilor publice la data de 30.06.2019
sursa de finantare : 02

Capitol 81.02

DENUMIREA INDICATORILOR	Cod indicator	Credite de angajament		Credite bugetare		Angajamente bugetare	Angajamente legale	Plăți efectuate	Angajamente legale de plătit	Cheltuieli efective
		aprobată la finele perioadei de raportare	trimestriale cumulate	aprobată la finele perioadei de raportare	trimestriale cumulate					
TOTAL CHELTUIELI	00	76,330,540	76,330,540	11,291,120	10,817,120	4,831,765	4,831,765	4,011,267	820,498	4,067,984
CHELTUIELI CURENTE	01	75,690,290	75,690,290	10,660,000	10,186,000	4,612,098	4,612,098	4,070,976	541,122	4,067,984
TITLUL II BUNURI SI SERVICII	20	10,000	10,000	10,000	1,000	0	0	0	0	0
Bunuri si servicii	20.01	10,000	10,000	10,000	1,000	0	0	0	0	0
Furnituri de birou	20.01.01	8,000	8,000	8,000	0	0	0	0	0	0
Materiale si prestari de servicii cu caracter functional	20.01.09	2,000	2,000	2,000	1,000	0	0	0	0	0
TITLUL IV SUBVENTII	40	5,000,000	5,000,000	5,000,000	4,685,000	3,612,713	3,612,713	3,612,713	0	3,612,712
Subventii pentru acoperirea diferentelor de pret si tarif	40.03	5,000,000	5,000,000	5,000,000	4,685,000	3,612,713	3,612,713	3,612,713	0	3,612,712
TITLUL IX ASISTENTA SOCIALA	57	550,000	550,000	550,000	400,000	344,603	344,603	344,603	0	344,603
Ajutoare sociale	57.02	550,000	550,000	550,000	400,000	344,603	344,603	344,603	0	344,603
Ajutoare sociale in numerar	57.02.01	550,000	550,000	550,000	400,000	344,603	344,603	344,603	0	344,603
TITLUL X PROIECTE CU FINANTARE DIN FONDURI EXTERNE NERAMBURSABILE AFERENTE CADRULUI FINANCIAR 2014-2020	58	70,130,290	70,130,290	5,100,000	5,100,000	654,782	654,782	113,660	541,122	110,669
Programe din Fondul European de Dezvoltare Regionala (FEDR)	58.01	70,030,290	70,030,290	5,000,000	5,000,000	647,746	647,746	106,624	541,122	102,992
Finantarea nationala	58.01.01	10,504,550	10,504,550	750,000	750,000	170,600	170,600	15,994	154,606	15,449
Finantarea externa nerambursabila	58.01.02	59,525,740	59,525,740	4,250,000	4,250,000	477,146	477,146	90,630	386,516	87,543
Alte programe comunitare finantate in perioada 2014-2020	58.15	100,000	100,000	100,000	100,000	7,036	7,036	7,036	0	7,677
Finantare externa nerambursabila	58.15.02	100,000	100,000	100,000	100,000	7,036	7,036	7,036	0	7,677
70. CHELTUIELI DE CAPITAL (70=71+72)	70	640,250	640,250	631,120	631,120	279,376	279,376	0	279,376	0
TITLUL XIII ACTIVE NEFINANCIARE	71	640,250	640,250	631,120	631,120	279,376	279,376	0	279,376	0
Active fixe (inclusiv reparatii capitale)	71.01	640,250	640,250	631,120	631,120	279,376	279,376	0	279,376	0
Construcții	71.01.01	210,250	210,250	351,120	351,120	279,376	279,376	0	279,376	0
Alte active fixe (inclusiv reparatii capitale)	71.01.30	430,000	430,000	280,000	280,000	0	0	0	0	0
TITLUL XIX PLATI EFECTUATE IN ANII PRECEDENTI SI RECUPERATE IN ANUL CURENT	85	0	0	0	0	-59,709	-59,709	-59,709	0	0
Plati efectuate in anii precedenti si recuperate in anul curent	85.01	0	0	0	0	-59,709	-59,709	-59,709	0	0

Plati efectuate in anii precedenti si recuperate in anul curent in sectiunea de functionare a bugetului local	85.01.01	0	0	0	0	0	-59,709	-59,709	-59,709	0	0
---	----------	---	---	---	---	---	---------	---------	---------	---	---

PRIMAR,
Cristi Valentin Misaila



DIRECTOR EXECUTIV,
Carmen Grosu
Sef serviciu buget-contabilitate,
Poiana Simona




Contul de executie al bugetului institutiilor publice la data de 30.06.2019
sursa de finantare : 02

Capitol 84.02

DENUMIREA INDICATORILOR	Cod indicator	Credite de angajament		Credite bugetare		Angajamente bugetare	Angajamente legale	Plăți efectuate	Angajamente legale de plătit	Cheltuieli efective
		aprobate la finele perioadei de raportare	trimestriale cumulate	aprobate la finele perioadei de raportare	trimestriale cumulate					
TOTAL CHELTUIELI	00	259,007,960	259,007,960	46,050,570	41,611,570	17,682,365	17,531,780	4,308,748	13,223,032	7,241,199
CHELTUIELI CURENTE	01	229,796,040	229,796,040	29,595,000	25,156,000	6,564,120	6,564,121	3,600,663	2,963,458	3,505,141
TITLUL I CHELTUIELI DE PERSONAL	10	1,145,000	1,145,000	1,145,000	588,000	572,382	572,382	572,382	0	585,015
Cheltuieli salariale in bani	10.01	1,115,000	1,115,000	1,115,000	574,000	559,919	559,919	559,919	0	572,141
Salarii de baza	10.01.01	1,028,000	1,028,000	1,028,000	543,000	536,140	536,140	536,140	0	538,181
Alte sporuri	10.01.06	22,000	22,000	22,000	12,000	9,551	9,551	9,551	0	12,696
Indemnizabile de hrana	10.01.17	65,000	65,000	65,000	19,000	14,228	14,228	14,228	0	21,264
Contributii	10.03	30,000	30,000	30,000	14,000	12,463	12,463	12,463	0	12,874
Contributii la Fd. de garantare a creantelor salariale	10.03.07	30,000	30,000	30,000	14,000	12,463	12,463	12,463	0	12,874
TITLUL II BUNURI SI SERVICII	20	7,365,000	7,365,000	7,365,000	3,485,000	5,861,896	5,861,897	2,898,439	2,963,458	2,790,201
Bunuri si servicii	20.01	1,541,000	1,541,000	1,541,000	823,000	831,911	831,911	766,142	65,769	676,713
Apa, canal si salubritate	20.01.04	1,120,000	1,120,000	1,120,000	560,000	543,434	543,434	543,434	0	543,434
Carburanti si lubrifianti	20.01.05	9,000	9,000	9,000	9,000	7,980	7,980	7,108	872	7,165
Materiale si prestari de servicii cu caracter functional	20.01.09	122,000	122,000	122,000	88,000	115,136	115,136	57,868	57,268	58,273
Alte bunuri si servicii pentru intretinere si functionare	20.01.30	290,000	290,000	290,000	166,000	165,361	165,361	157,732	7,629	67,841
Reparatii curente	20.02	5,760,000	5,760,000	5,760,000	2,627,000	5,010,673	5,010,674	2,112,985	2,897,689	2,112,990
Bunuri de natura obiectelor de inventar	20.05	62,000	62,000	62,000	33,000	18,814	18,814	18,814	0	0
Uniforme si echipament	20.05.01	12,000	12,000	12,000	12,000	1,729	1,729	1,729	0	0
Alte obiecte de inventar	20.05.30	50,000	50,000	50,000	21,000	17,085	17,085	17,085	0	0
Protectia muncii	20.14	2,000	2,000	2,000	2,000	498	498	498	0	498
TITLUL VII ALTE TRANSFERURI	55	125,000	125,000	125,000	125,000	124,286	124,286	124,286	0	124,286
A. Transferuri interne:	55.01	125,000	125,000	125,000	125,000	124,286	124,286	124,286	0	124,286
Alte transferuri curente interne	55.01.18	125,000	125,000	125,000	125,000	124,286	124,286	124,286	0	124,286
TITLUL X PROIECTE CU FINANTARE DIN FONDURI EXTERNE NERAMBURSABILE AFERENTE CADRULUI FINANCIAR 2014-2020	58	221,151,040	221,151,040	20,950,000	20,950,000	0	0	0	0	0
Programe din Fondul European de Dezvoltare Regionala (FEDR)	58.01	221,151,040	221,151,040	20,950,000	20,950,000	0	0	0	0	0
Finantarea nationala	58.01.01	33,172,680	33,172,680	3,142,500	3,142,500	0	0	0	0	0
Finantarea externa nerambursabila	58.01.02	187,978,360	187,978,360	17,807,500	17,807,500	0	0	0	0	0
TITLUL XI ALTE CHELTUIELI	59	10,000	10,000	10,000	8,000	5,556	5,556	5,556	0	5,639
Sume af pers hand neincadrate	59.40	10,000	10,000	10,000	8,000	5,556	5,556	5,556	0	5,639

70. CHELTUIELI DE CAPITAL (70=71+72)	70	29,211,920	29,211,920	16,455,570	16,455,570	11,123,123	10,972,537	712,963	10,259,574	3,736,058
TITLUL XIII ACTIVE NEFINANCIARE	71	29,211,920	29,211,920	16,455,570	16,455,570	11,123,123	10,972,537	712,963	10,259,574	3,736,058
Active fixe (inclusiv reparatii capitale)	71.01	29,211,920	29,211,920	16,455,570	16,455,570	11,123,123	10,972,537	712,963	10,259,574	3,736,058
Construcții	71.01.01	26,382,340	26,382,340	13,395,870	13,395,870	10,257,852	10,109,408	345,693	9,763,715	3,678,704
Masini, echipamente si mijloace de transport	71.01.02	0	0	0	0	0	0	0	0	5,364
Alte active fixe (inclusiv reparatii capitale)	71.01.30	2,829,580	2,829,580	3,059,700	3,059,700	865,271	863,129	367,270	495,859	51,990
TITLUL XIX PLATI EFECTUATE IN ANII PRECEDENTI SI RECUPERATE IN ANUL CURENT	85	0	0	0	0	-4,878	-4,878	-4,878	0	0
Plati efectuate in anii precedenti si recuperate in anul curent	85.01	0	0	0	0	-4,878	-4,878	-4,878	0	0
Plati efectuate in anii precedenti si recuperate in anul curent in sectiunea de functionare a bugetului local	85.01.01	0	0	0	0	-4,878	-4,878	-4,878	0	0

PRIMAR,
Cristi Valentin Misaila



DIRECTOR EXECUTIV,
Carmen Grosu
Set serviciu buget-contabilitate,
Poiana Simona




Contul de executie al bugetului institutiilor publice la data de 30.06.2019
sursa de finantare : 10

Cod Indicator	Denumire	Prev. bug. initiale	Prev. bug. trim./def.	Drepturi const. TOTAL	Drepturi const. din anii precedenti	Drepturi const. anul curent	Incasari realizate	Stingeri pe alte cai decat incasari	Drepturi const. de incasat
V	TOTAL VENITURI	21,302,220	12,353,270	11,177,261	59,702	11,117,559	11,131,190	0	46,071
I	I. VENITURI CURENTE	5,155,290	2,622,640	2,394,327	59,702	2,334,625	2,348,256	0	46,071
C	C. VENITURI NEFISCAL	5,155,290	2,622,640	2,394,327	59,702	2,334,625	2,348,256	0	46,071
C1	C1. VENITURI DIN PROPRIETATE	405,000	234,300	191,283	30,821	160,462	152,409	0	38,874
30.10	Venituri din proprietate	405,000	234,300	191,283	30,821	160,462	152,409	0	38,874
30.10.05	Venituri din concesiuni si inchirieri	403,000	234,300	191,283	30,821	160,462	152,409	0	38,874
30.10.05.30	Alte venituri din concesiuni si inchirieri de catre institutiile publice	403,000	234,300	191,283	30,821	160,462	152,409	0	38,874
30.10.50	Alte venituri din proprietate	2,000	0	0	0	0	0	0	0
C2	C2. VANZARI DE BUNURI SI SERVICII	4,750,290	2,388,340	2,203,044	28,881	2,174,163	2,195,847	0	7,197
33.10	Venituri din prestari de servicii si alte activitati	4,314,200	2,248,500	2,058,356	28,881	2,029,475	2,051,159	0	7,197
33.10.05	Taxe si alte venituri in invatamant	601,500	204,000	301,109	14,299	286,810	288,130	0	12,979
33.10.08	Venituri din prestari de servicii	174,700	106,100	42,292	0	42,292	40,292	0	2,000
33.10.14	Contributia elevilor si studentilor pt internate, cantine si cantine	2,729,000	1,474,400	1,386,409	1,383	1,385,026	1,427,990	0	-41,581
33.10.19	Venituri din serbari si spectacole scolare, manifestari culturale, artistice si sportive	475,000	225,000	211,910	10,200	201,710	191,510	0	20,400
33.10.50	Alte venituri din prestari de servicii si alte activitati	334,000	239,000	116,636	2,999	113,637	103,237	0	13,399
34.10	Venituri din taxe administrative, eliberari permise	380,000	86,750	94,805	0	94,805	94,805	0	0
34.10.50	Alte venituri din taxe administrative, eliberari permise	380,000	86,750	94,805	0	94,805	94,805	0	0
36.10	Diverse venituri	30,000	27,000	23,300	0	23,300	23,300	0	0
36.10.50	Alte venituri	30,000	27,000	23,300	0	23,300	23,300	0	0
37.10	Transferuri voluntare, altele decat subventiile	26,090	26,090	26,583	0	26,583	26,583	0	0
37.10.01	Donatii si sponsorizari	26,090	26,090	26,583	0	26,583	26,583	0	0
III	III. OPERATIUNI FINANCIARE	675,930	583,630	222,934	0	222,934	222,934	0	0
40.10	Incasari din rambursarea imprumuturilor acordate	40,000	40,000	0	0	0	0	0	0
40.10.15	Sume utilizate din excedentul anului precedent pentru efectuarea de cheltuieli	40,000	40,000	0	0	0	0	0	0
40.10.15.02	Sume utilizate de administratiile locale din excedentul anului precedent pentru sectiunea dezvoltare	40,000	40,000	0	0	0	0	0	0
41.10	Alte operatiuni financiare	635,930	543,630	222,934	0	222,934	222,934	0	0

41.10.06	Sume din excedentul anului precedent pentru acoperirea golurilor temporare de casa	635,930	543,630	222,934	0	222,934	222,934	0	0	0
IV	IV. SUBVENTII	15,471,000	9,147,000	8,560,000	0	8,560,000	8,560,000	0	0	0
00.18	SUBVENTII DE LA ALTE NIVELE ALE ADMINISTRATIEI PUBLICE	15,471,000	9,147,000	8,560,000	0	8,560,000	8,560,000	0	0	0
43.10	Subventii de la alte administratii	15,471,000	9,147,000	8,560,000	0	8,560,000	8,560,000	0	0	0
43.10.09	Subventii pentru institutii publice	15,165,000	8,841,000	8,560,000	0	8,560,000	8,560,000	0	0	0
43.10.19	Subventii pentru institutii publice destinate sectiunii de dezvoltare	306,000	306,000	0	0	0	0	0	0	0

PRIMAR,
Cristi Valentin Misaila



DIRECTOR EXECUTIV,

Carpen Grosu



Sef serviciu buget-contabilitate,

Poleana Simona



Contul de executie al bugetului institutiilor publice la data de 30.06.2019
sursa de finantare : 10

DENUMIREA INDICATORILOR	Cod indicator	Credite de angajament		Credite bugetare		Angajamente bugetare	Angajamente legale	Plăți efectuate	Angajamente legale de plătit	Cheltuieli efective
		aprobată la finele perioadei de raportare	trimestriale cumulate	aprobată la finele perioadei de raportare	trimestriale cumulate					
TOTAL CHELTUIELI	C	21,302,220	21,302,220	21,302,220	12,353,270	11,008,672	11,008,672	10,127,111	881,561	11,204,973
Partea I-a-SERVICIIL PUBLICE GENERALE	50.10	2,105,000	2,105,000	2,105,000	1,076,750	1,787,138	1,787,138	1,008,895	778,243	1,035,517
Alte servicii publice generale	54.10	2,105,000	2,105,000	2,105,000	1,076,750	1,787,138	1,787,138	1,008,895	778,243	1,035,517
Servicii publice comunitare de evidenta a persoanelor	54.10.10	2,105,000	2,105,000	2,105,000	1,076,750	1,787,138	1,787,138	1,008,895	778,243	1,035,517
Partea a III-a CHELTUIELI SOCIAL-CULTURALE	64.10	19,197,220	19,197,220	19,197,220	11,276,520	9,221,534	9,221,534	9,118,216	103,318	10,169,456
INVATAMANT	65.10	4,726,220	4,726,220	4,726,220	2,727,520	1,755,805	1,755,805	1,676,189	79,616	1,818,120
Invatamant prescolar si primar	65.10.03	2,365,900	2,365,900	2,365,900	1,346,100	1,014,289	1,014,289	980,179	34,110	1,073,570
Invatamant prescolar	65.10.03.01	2,196,000	2,196,000	2,196,000	1,181,500	1,014,247	1,014,247	980,179	34,068	1,066,110
Invatamant primar	65.10.03.02	169,900	169,900	169,900	164,600	42	42	0	42	7,460
Invatamant secundar	65.10.04	1,801,320	1,801,320	1,801,320	1,151,420	548,723	548,723	535,493	13,230	571,668
Invatamant secundar superior	65.10.04.02	1,801,320	1,801,320	1,801,320	1,151,420	548,723	548,723	535,493	13,230	571,668
Invatamant postliceal	65.10.05	559,000	559,000	559,000	230,000	192,793	192,793	160,517	32,276	172,882
Cultura, recreere si religie	67.10	14,471,000	14,471,000	14,471,000	8,549,000	7,465,729	7,465,729	7,442,027	23,702	8,351,336
Servicii culturale	67.10.03	7,401,000	7,401,000	7,401,000	4,132,000	3,076,702	3,076,702	3,075,552	1,150	3,180,008
Muzee	67.10.03.03	0	0	0	0	0	0	0	0	10
Institutiile publice de spectacole si concerte	67.10.03.04	5,226,000	5,226,000	5,226,000	3,008,000	2,207,533	2,207,533	2,206,383	1,150	2,284,689
Casa de cultura	67.10.03.06	2,175,000	2,175,000	2,175,000	1,124,000	869,169	869,169	869,169	0	895,309
Servicii recreative si sportive	67.10.05	7,070,000	7,070,000	7,070,000	4,417,000	4,389,027	4,389,027	4,366,475	22,552	5,171,328
Sport	67.10.05.01	7,070,000	7,070,000	7,070,000	4,417,000	4,389,027	4,389,027	4,366,475	22,552	5,171,328

PRIMAR,

Cristi Valentin Misaia

DIRECTOR EXECUTIV,

Carmen Grosu

Sef serviciu buget-contabilitate,

Poiana Simona

Contul de executie al bugetului institutiilor publice la data de 30.06.2019
sursa de finantare : 10

Capitol 54.10

DENUMIREA INDICATORILOR	Cod indicator	Credite de angajament		Credite bugetare		Angajamente bugetare	Angajamente legale	Plăți efectuate	Angajamente legale de plătit	Cheltuieli efective
		aprobate la finele perioadei de raportare	trimestriale cumulate	aprobate la finele perioadei de raportare	trimestriale cumulate					
TOTAL CHELTUIELI	00	2,105,000	2,105,000	2,105,000	1,076,750	1,787,138	1,787,138	1,008,895	778,243	1,035,517
CHELTUIELI CURENTE	01	2,100,000	2,100,000	2,100,000	1,071,750	1,789,167	1,789,167	1,010,924	778,243	1,034,735
TITLUL I CHELTUIELI DE PERSONAL	10	1,900,000	1,900,000	1,900,000	960,000	1,703,837	1,703,837	936,511	767,326	948,185
Cheltuieli salariale in bani	10.01	1,858,000	1,858,000	1,858,000	936,000	1,661,837	1,661,837	916,033	745,804	927,314
Salarii de baza	10.01.01	1,660,000	1,660,000	1,660,000	867,000	1,660,000	1,660,000	914,196	745,804	925,982
Sporuri pentru conditii de munca	10.01.05	122,000	122,000	122,000	41,000	0	0	0	0	0
Indemnizatii platite unor persoane din afara unitatii	10.01.12	2,000	2,000	2,000	2,000	1,332	1,332	1,332	0	1,332
Indemnizatie de hrana	10.01.17	73,000	73,000	73,000	25,000	0	0	0	0	0
Alte drepturi salariale in bani	10.01.30	1,000	1,000	1,000	1,000	505	505	505	0	0
Contributii	10.03	42,000	42,000	42,000	24,000	42,000	42,000	20,478	21,522	20,871
Contributii la Fd. de garantare a creantelor salariale	10.03.07	42,000	42,000	42,000	24,000	42,000	42,000	20,478	21,522	20,871
TITLUL II BUNURI SI SERVICII	20	200,000	200,000	200,000	111,750	85,330	85,330	74,413	10,917	86,550
Bunuri si servicii	20.01	130,000	130,000	130,000	78,750	73,292	73,292	70,625	2,667	74,800
Furnituri de birou	20.01.01	10,000	10,000	10,000	5,000	3,265	3,265	2,850	415	6,444
Materiale pentru curatenie	20.01.02	1,000	1,000	1,000	750	546	546	546	0	349
Incalzit. Iluminat si forta motrica	20.01.03	14,000	14,000	14,000	11,000	10,751	10,751	9,378	1,373	10,751
-incalzit. Iluminat si forta motrica (ENET)	20.01.03.01	11,000	11,000	11,000	9,000	8,797	8,797	7,764	1,033	8,797
- energie electrica (ELECTRICA)	20.01.03.04	3,000	3,000	3,000	2,000	1,954	1,954	1,614	340	1,954
Apa, canal si salubritate	20.01.04	3,000	3,000	3,000	2,000	1,526	1,526	1,034	492	1,526
Carburanti si lubrifianti	20.01.05	3,000	3,000	3,000	3,000	2,500	2,500	2,500	0	1,250
Posta, telecomunicatii, radio, tv, internet	20.01.08	14,000	14,000	14,000	7,000	6,150	6,150	5,912	238	5,917
Alte bunuri si servicii pentru intretinere si functionare	20.01.30	85,000	85,000	85,000	50,000	48,554	48,554	48,405	149	48,563
Bunuri de natura obiectelor de inventar	20.05	3,000	3,000	3,000	2,500	289	289	289	0	0
Alte obiecte de inventar	20.05.30	3,000	3,000	3,000	2,500	289	289	289	0	0
Deplasari, detasari, transferari	20.06	1,000	1,000	1,000	500	0	0	0	0	0
Deplasari interne, detasari, transferari	20.06.01	1,000	1,000	1,000	500	0	0	0	0	0
Pregatire profesionala	20.13	1,000	1,000	1,000	500	0	0	0	0	0
Alte cheltuieli	20.30	65,000	65,000	65,000	29,500	11,749	11,749	3,499	8,250	11,750
Chirii	20.30.04	65,000	65,000	65,000	29,500	11,749	11,749	3,499	8,250	11,750
70. CHELTUIELI DE CAPITAL (70=71+72)	70	5,000	5,000	5,000	5,000	0	0	0	0	782
TITLUL XIII ACTIVE NEFINANCIARE	71	5,000	5,000	5,000	5,000	0	0	0	0	782

Active fixe (inclusiv reparatii capitale)	71.01	5,000	5,000	5,000	5,000	5,000	0	0	0	0	0	0	0	0	0	0	0	0	782
Masini, echipamente si mijloace de transport	71.01.02	0	0	0	0	0	0	0	0	0	0	0	0	0	0	0	0	0	782
Alte active fixe (inclusiv reparatii capitale)	71.01.30	5,000	5,000	5,000	5,000	5,000	0	0	0	0	0	0	0	0	0	0	0	0	0
TITLUL XIX PLATI EFECTUATE IN ANII PRECEDENTI	85	0	0	0	0	0	-2,029	-2,029	-2,029	-2,029	-2,029	-2,029	-2,029	-2,029	-2,029	-2,029	-2,029	-2,029	0
SI RECUPERATE IN ANUL CURENT																			
Plati efectuate in anii precedenti si recuperate in anul curent	85.01	0	0	0	0	0	-2,029	-2,029	-2,029	-2,029	-2,029	-2,029	-2,029	-2,029	-2,029	-2,029	-2,029	-2,029	0
Plati efectuate in anii precedenti si recuperate in anul curent in sectiunea de functionare a bugetului local	85.01.01	0	0	0	0	0	-2,029	-2,029	-2,029	-2,029	-2,029	-2,029	-2,029	-2,029	-2,029	-2,029	-2,029	-2,029	0

PRIMAR,
Cristi Valentin Misalia

DIRECTOR EXECUTIV,
Carmen Grosu
Sef serviciu buget-contabilitate,
Poiana Simona

Contul de executie al bugetului institutiilor publice la data de 30.06.2019
sursa de finantare : 10

Capitol 65.10

DENUMIREA INDICATORILOR	Cod indicator	Credite de angajament		Credite bugetare		Angajamente bugetare	Angajamente legale	Plăți efectuate	Angajamente legale de plătit	Cheltuieli efective
		aprobate la finele perioadei de raportare	trimestriale cumulate	aprobate la finele perioadei de raportare	trimestriale cumulate					
TOTAL CHELTUIELI	00	4,726,220	4,726,220	4,726,220	2,727,520	1,755,805	1,755,805	1,676,189	79,616	1,818,120
CHELTUIELI CURENTE	01	4,686,220	4,686,220	4,686,220	2,687,520	1,759,926	1,759,926	1,680,310	79,616	1,787,655
TITLUL I CHELTUIELI DE PERSONAL	10	705,600	705,600	705,600	364,600	246,907	246,907	209,474	37,433	221,698
Cheltuieli salariale in bani	10.01	682,600	682,600	682,600	350,600	241,465	241,465	204,857	36,608	216,810
Salarii de baza	10.01.01	255,000	255,000	255,000	102,000	85,423	85,423	76,792	8,631	77,566
Alte sporuri	10.01.06	86,000	86,000	86,000	73,000	1,197	1,197	1,011	186	1,011
Fond aferent platii cu ora	10.01.11	336,600	336,600	336,600	170,600	150,286	150,286	123,274	27,012	133,674
Indemnizate de hrana	10.01.17	5,000	5,000	5,000	5,000	4,559	4,559	3,780	779	4,559
Contributii	10.03	23,000	23,000	23,000	14,000	5,442	5,442	4,617	825	4,888
Contributii de asigurari sociale de stat	10.03.01	0	0	0	0	0	0	0	0	0
Contributii de asigurari de somaj	10.03.02	0	0	0	0	0	0	0	0	0
Contributii de asigurari sociale de sanatate	10.03.03	0	0	0	0	0	0	0	0	0
Contributii de asigurari pentru accidente de munca si boli profesionale	10.03.04	0	0	0	0	0	0	0	0	0
Contributii pentru concedii si indemnizatii	10.03.06	0	0	0	0	0	0	0	0	0
Contributii la Fd. de garantare a creantelor salariale	10.03.07	23,000	23,000	23,000	14,000	5,442	5,442	4,617	825	4,888
TITLUL II BUNURI SI SERVICII	20	3,878,620	3,878,620	3,878,620	2,220,920	1,486,059	1,486,059	1,443,876	42,183	1,536,377
Bunuri si servicii	20.01	621,610	621,610	621,610	347,110	111,211	111,211	105,519	5,692	104,402
Furnituri de birou	20.01.01	22,100	22,100	22,100	15,300	3,894	3,894	3,885	9	1,813
Materiale pentru curatenie	20.01.02	33,000	33,000	33,000	24,800	5,509	5,509	5,509	0	7,891
Incalziti, iluminati si forta motrica	20.01.03	99,400	99,400	99,400	50,900	27,878	27,878	24,382	3,496	23,997
Incalzire sistem centralizat (ENET)	20.01.03.01	35,000	35,000	35,000	18,000	12,408	12,408	12,408	0	12,408
-incalzire cu gaze (Distrigaz)	20.01.03.02	27,500	27,500	27,500	13,000	10,589	10,589	7,093	3,496	10,589
- energie electrica (ELECTRICA)	20.01.03.04	36,900	36,900	36,900	19,900	4,881	4,881	4,881	0	1,000
Apa, canal si salubritate	20.01.04	37,500	37,500	37,500	20,500	6,355	6,355	6,355	0	6,355
Carburanti si lubrifianti	20.01.05	58,400	58,400	58,400	31,700	7,160	7,160	6,234	926	8,830
Piese de schimb	20.01.06	17,500	17,500	17,500	9,000	0	0	0	0	0
Transport	20.01.07	4,700	4,700	4,700	4,700	1,000	1,000	1,000	0	1,000
Posta, telecomunicatii, radio, tv, internet	20.01.08	43,560	43,560	43,560	25,860	9,076	9,076	8,775	301	8,831
Materiale si prestari de servicii cu caracter functional	20.01.09	80,680	80,680	80,680	45,680	14,218	14,218	13,408	810	14,713

Alte bunuri si servicii pentru intretinere si functionare	20.01.30	224,770	224,770	224,770	118,670	36,121	36,121	35,971	150	30,972
Reparatii curente	20.02	232,500	232,500	232,500	110,000	19,673	19,673	19,673	0	19,673
Hirana	20.03	2,786,000	2,786,000	2,786,000	1,589,500	1,333,968	1,333,968	1,298,162	35,806	1,384,479
Hirana pentru oameni	20.03.01	2,786,000	2,786,000	2,786,000	1,589,500	1,333,968	1,333,968	1,298,162	35,806	1,384,479
Medicamente si materiale sanitare	20.04	9,100	9,100	9,100	4,100	816	816	691	125	691
Medicamente	20.04.01	400	400	400	400	0	0	0	0	0
Materiale sanitare	20.04.02	100	100	100	100	0	0	0	0	0
Dezinfectanti	20.04.04	8,600	8,600	8,600	3,600	816	816	691	125	691
Bunuri de natura obiectelor de inventar	20.05	144,290	144,290	144,290	115,790	12,067	12,067	11,507	560	18,808
Uniforme si echipament	20.05.01	40,000	40,000	40,000	40,000	0	0	0	0	172
Lenjerie si accesorii de pat	20.05.03	22,100	22,100	22,100	17,100	2,088	2,088	2,088	0	0
Alte obiecte de inventar	20.05.30	82,190	82,190	82,190	58,690	9,979	9,979	9,419	560	18,636
Deplasari, detasari, transferari	20.06	5,500	5,500	5,500	3,500	231	231	231	0	231
Deplasari interne, detasari, transferari	20.06.01	5,500	5,500	5,500	3,500	231	231	231	0	231
Carti, publicatii si materiale documentare	20.11	3,000	3,000	3,000	2,000	0	0	0	0	0
Pregatire profesionala	20.13	3,000	3,000	3,000	2,500	0	0	0	0	0
Protectia muncii	20.14	7,500	7,500	7,500	4,600	0	0	0	0	0
Alte cheltuieli	20.30	66,120	66,120	66,120	41,820	8,093	8,093	8,093	0	8,093
Prime de asigurare non-viata	20.30.03	12,000	12,000	12,000	12,000	197	197	197	0	197
Alte cheltuieli cu bunuri si servicii	20.30.30	54,120	54,120	54,120	29,820	7,896	7,896	7,896	0	7,896
TITLUL VIII PROIECTE CU FINANTARE DIN FONDURI EXTERNE NERAMBURSABILE (FEN) POSTADERARE	56	0	0	0	0	0	0	0	0	2,620
Programe din Fondul Social European	56.02	0	0	0	0	0	0	0	0	2,620
Finantarea natională **)	56.02.01	0	0	0	0	0	0	0	0	2,620
TITLUL IX ASISTENTA SOCIALA	57	102,000	102,000	102,000	102,000	26,960	26,960	26,960	0	26,960
Ajutoare sociale	57.02	102,000	102,000	102,000	102,000	26,960	26,960	26,960	0	26,960
Ajutoare sociale in numerar	57.02.01	102,000	102,000	102,000	102,000	26,960	26,960	26,960	0	26,960
70. CHELTUIELI DE CAPITAL (70=71+72)	70	40,000	40,000	40,000	40,000	0	0	0	0	30,465
TITLUL XIII ACTIVE NEFINANCIARE	71	40,000	40,000	40,000	40,000	0	0	0	0	30,465
Active fixe (inclusiv reparatii capitale)	71.01	40,000	40,000	40,000	40,000	0	0	0	0	30,465
Constructii	71.01.01	0	0	0	0	0	0	0	0	174
Masini, echipamente si mijloace de transport	71.01.02	40,000	40,000	40,000	40,000	0	0	0	0	8,047
Mobilier, aparatura birou si alte active corporale	71.01.03	0	0	0	0	0	0	0	0	22,244
TITLUL XIX PLATI EFECTUATE IN ANII PRECEDENTI SI RECUPERATE IN ANUL CURENT	85	0	0	0	0	-4,121	-4,121	-4,121	0	0
Plati efectuate in anii precedenti si recuperate in anul curent	85.01	0	0	0	0	-4,121	-4,121	-4,121	0	0
Plati efectuate in anii precedenti si recuperate in anul curent in sectiunea de functionare a bugetului local	85.01.01	0	0	0	0	-4,121	-4,121	-4,121	0	0

PRIMAR,
Cristi Valentin Misalia

DIRECTOR EXECUTIV,

Carmen Grosu

Self serviciu buget-contabilitate,

Poiana Simona

Contul de executie al bugetului institutiilor publice la data de 30.06.2019
sursa de finantare : 10

Capitol 67.10

DENUMIREA INDICATORILOR	Cod indicator	Credite de angajament		Credite bugetare		Angajamente bugetare	Angajamente legale	Plăți efectuate	Angajamente legale de plătit	Cheltuieli efective
		aprobate la finele perioadei de raportare	trimestriale cumulate	aprobate la finele perioadei de raportare	trimestriale cumulate					
TOTAL CHELTUIELI	00	14,471,000	14,471,000	14,471,000	8,549,000	7,465,729	7,465,729	7,442,027	23,702	8,351,336
CHELTUIELI CURENTE	01	14,170,000	14,170,000	14,170,000	8,248,000	7,478,106	7,478,106	7,454,404	23,702	8,293,339
TITLUL I CHELTUIELI DE PERSONAL	10	5,370,000	5,370,000	5,370,000	2,764,500	2,613,267	2,613,267	2,613,267	0	2,763,320
Cheltuieli salariale in bani	10.01	5,193,000	5,193,000	5,193,000	2,675,000	2,527,640	2,527,640	2,527,640	0	2,676,212
Salarii de baza	10.01.01	4,614,000	4,614,000	4,614,000	2,374,500	2,289,145	2,289,145	2,289,145	0	2,412,232
Sporuri pentru conditii de munca	10.01.05	105,000	105,000	105,000	52,500	47,373	47,373	47,373	0	49,535
Alte sporuri	10.01.06	96,000	96,000	96,000	58,000	48,185	48,185	48,185	0	47,137
Indemnizatii de delegare	10.01.13	8,000	8,000	8,000	4,000	0	0	0	0	0
Indemnizabile de hrana	10.01.17	354,000	354,000	354,000	176,000	135,277	135,277	135,277	0	162,453
Alte drepturi salariale in bani	10.01.30	16,000	16,000	16,000	10,000	7,660	7,660	7,660	0	4,855
Contributii	10.03	177,000	177,000	177,000	89,500	85,627	85,627	85,627	0	87,108
Contributii de asigurari sociale de stat	10.03.01	61,000	61,000	61,000	30,000	29,117	29,117	29,117	0	30,477
Contributii la Fd. de garantie a creantelor salariale	10.03.07	116,000	116,000	116,000	59,500	56,510	56,510	56,510	0	56,631
TITLUL II BUNURI SI SERVICII	20	8,800,000	8,800,000	8,800,000	5,483,500	4,864,839	4,864,839	4,841,137	23,702	5,530,019
Bunuri si servicii	20.01	786,500	786,500	786,500	564,000	471,141	471,141	459,789	11,352	467,304
Furnituri de birou	20.01.01	7,000	7,000	7,000	4,500	1,984	1,984	1,424	560	2,341
Materiale pentru curatenie	20.01.02	8,000	8,000	8,000	3,500	2,208	2,208	2,208	0	2,329
Incalzit, Iluminat si forta motrica	20.01.03	301,500	301,500	301,500	281,500	255,183	255,183	247,571	7,612	251,007
-incalzire-sistem centralizat (ENET)	20.01.03.01	141,500	141,500	141,500	138,500	127,947	127,947	125,572	2,375	127,947
-incalzire cu gaze (Distrigaz)	20.01.03.02	93,000	93,000	93,000	78,000	75,772	75,772	75,772	0	75,772
-energie electrica (ELECTRICA)	20.01.03.04	67,000	67,000	67,000	65,000	51,464	51,464	46,227	5,237	47,288
Apa, canal si salubritate	20.01.04	49,000	49,000	49,000	27,500	24,849	24,849	22,409	2,440	24,849
Carburanti si lubrifianti	20.01.05	6,000	6,000	6,000	3,000	2,452	2,452	2,452	0	2,452
Piese de schimb	20.01.06	2,000	2,000	2,000	1,000	0	0	0	0	0
Posta, telecomunicatii, radio, tv, internet	20.01.08	27,000	27,000	27,000	17,000	14,235	14,235	14,235	0	14,090
Materiale si prestari de servicii cu caracter functional	20.01.09	241,000	241,000	241,000	137,000	135,464	135,464	135,314	150	135,842
Alte bunuri si servicii pentru intretinere si functionare	20.01.30	145,000	145,000	145,000	89,000	34,766	34,766	34,176	590	34,394
Reparatii curente	20.02	277,000	277,000	277,000	122,000	13,346	13,346	13,346	0	13,346

Medicamente si materiale sanitare	20.04	30,000	30,000	30,000	30,000	9,000	8,435	8,435	8,435	8,435	0	8,209
Medicamente	20.04.01	30,000	30,000	30,000	30,000	9,000	8,435	8,435	8,435	8,435	0	8,209
Bunuri de natura obiectelor de inventar	20.05	119,500	119,500	119,500	119,500	29,500	17,656	17,656	16,927	16,927	729	718,347
Uniforme si echipament	20.05.01	98,000	98,000	98,000	98,000	14,000	13,205	13,205	13,205	13,205	0	717,838
Alte obiecte de inventar	20.05.30	21,500	21,500	21,500	21,500	15,500	4,451	4,451	3,722	3,722	729	509
Deplasari, detasari, transferari	20.06	15,000	15,000	15,000	15,000	7,500	6,824	6,824	6,824	6,824	0	10,069
Deplasari interne, detasari, transferari	20.06.01	15,000	15,000	15,000	15,000	7,500	6,824	6,824	6,824	6,824	0	10,069
Carti, publicatii si materiale documentare	20.11	1,000	1,000	1,000	1,000	0	0	0	0	0	0	0
Pregatire profesionala	20.13	3,000	3,000	3,000	3,000	0	0	0	0	0	0	0
Alte cheltuieli	20.30	7,568,000	7,568,000	7,568,000	7,568,000	4,751,500	4,347,437	4,347,437	4,335,816	4,335,816	11,621	4,312,744
Reclama si publicitate	20.30.01	1,000	1,000	1,000	1,000	1,000	270	270	270	270	0	270
Chirii	20.30.04	221,000	221,000	221,000	221,000	194,000	193,217	193,217	189,596	189,596	3,621	183,372
Alte cheltuieli cu bunuri si servicii	20.30.30	7,346,000	7,346,000	7,346,000	7,346,000	4,556,500	4,153,950	4,153,950	4,145,950	4,145,950	8,000	4,129,102
70. CHELTUIELI DE CAPITAL (70=71+72)	70	301,000	301,000	301,000	301,000	301,000	0	0	0	0	0	57,997
TITLUL XIII ACTIVE NEFINANCIARE	71	301,000	301,000	301,000	301,000	301,000	0	0	0	0	0	57,997
Active fixe (inclusiv reparatii capitale)	71.01	301,000	301,000	301,000	301,000	301,000	0	0	0	0	0	57,997
Constructii	71.01.01	0	0	0	0	0	0	0	0	0	0	6
Masini, echipamente si mijloace de transport	71.01.02	281,000	281,000	281,000	281,000	281,000	0	0	0	0	0	46,838
Mobilier, aparatura birouca si alte active corporale	71.01.03	0	0	0	0	0	0	0	0	0	0	11,153
Alte active fixe (inclusiv reparatii capitale)	71.01.30	20,000	20,000	20,000	20,000	20,000	0	0	0	0	0	0
TITLUL XIX PLATI EFECTUATE IN ANII PRECEDENTI SI RECUPERATE IN ANUL CURENT	85	0	0	0	0	0	-12,377	-12,377	-12,377	-12,377	0	0
RECUPERATE IN ANUL CURENT	85.01	0	0	0	0	0	-12,377	-12,377	-12,377	-12,377	0	0
Plati efectuate in anii precedenti si recuperate in anul curent in sectiunea de functionare a bugetului local	85.01.01	0	0	0	0	0	-12,377	-12,377	-12,377	-12,377	0	0

PRIMAR,
Cristi Valentin Misalia



DIRECTOR EXECUTIV,
Carmen Grosu



Sef serviciu buget-contabilitate,
Poiana Simona

