

## MUNICIPIUL FOCSANI

**Contul de executie al bugetului institutiilor publice la data de 31.03.2019**  
**sursa de finantare : 02**

Cod Indicator	Denumire	Prev. bug. initiale	Prev. bug. trim./def.	Drepturi const. TOTAL	Drepturi const. din anii precedenti	Drepturi const. anul curent	Incasari realizate	Stingeri pe alte cai decat incasari	Drepturi const. de incasat
V	TOTAL VENITURI	180,175,000.00	44,026,113.00	124,486,426.00	62,166,671.00	62,319,755.00	44,026,113.00	0	80,460,313.00
49.90	VENITURI PROPRII	123,238,000.00	37,321,674.00	117,781,987.00	62,166,671.00	55,615,316.00	37,321,674.00	0	80,460,313.00
I	I. VENITURI CURENTE	131,618,000.00	42,143,772.00	122,602,539.00	62,166,261.00	60,436,278.00	42,143,772.00	0	80,458,767.00
A	A. VENITURI FISCALE	119,283,000.00	38,939,914.00	99,793,864.00	46,430,326.00	53,363,538.00	38,939,914.00	0	60,853,950.00
A1	A1. IMPOZIT PE VENIT, PROFIT SI CASTIGURI DIN CAPITAL	72,312,000.00	13,665,920.00	13,665,920.00	0	13,665,920.00	13,665,920.00	0	0
A11	A11. IMPOZIT PE VENIT, PROFIT SI CASTIGURI DIN CAPITAL DE LA PERSOANE JURIDICE	200,000.00	55,379.00	55,379.00	0	55,379.00	55,379.00	0	0
03.02	Impozit pe venit	200,000.00	55,379.00	55,379.00	0	55,379.00	55,379.00	0	0
03.02.18	Impozitul pe veniturile din transferul proprietăților imobiliare din patrimoniul personal	200,000.00	55,379.00	55,379.00	0	55,379.00	55,379.00	0	0
A12	A12. IMPOZIT PE VENIT, PROFIT SI CASTIGURI DIN CAPITAL DE LA PERSOANE FIZICE	72,112,000.00	13,610,541.00	13,610,541.00	0	13,610,541.00	13,610,541.00	0	0
04.02	Cote si sume defalcate din impozitul pe venit	72,112,000.00	13,610,541.00	13,610,541.00	0	13,610,541.00	13,610,541.00	0	0
04.02.01	Cote defalcate din impozitul pe venit	72,112,000.00	13,610,541.00	13,610,541.00	0	13,610,541.00	13,610,541.00	0	0
A3	A3. IMPOZITE SI TAXE PE PROPRIETATE	28,270,000.00	15,212,645.00	61,505,454.00	35,182,190.00	26,323,264.00	15,212,645.00	0	46,292,809.00
07.02	IMPOZITE SI TAXE PE PROPRIETATE	28,270,000.00	15,212,645.00	61,505,454.00	35,182,190.00	26,323,264.00	15,212,645.00	0	46,292,809.00
07.02.01	Impozit pe cladiri	21,900,000.00	12,091,035.00	48,811,194.00	27,877,569.00	20,933,625.00	12,091,035.00	0	36,720,159.00
07.02.01.01	Impozit pe cladiri persoane fizice	7,950,000.00	4,743,709.00	9,804,778.00	2,918,478.00	6,886,300.00	4,743,709.00	0	5,061,069.00
07.02.01.02	Impozit pe cladiri persoane juridice	13,950,000.00	7,347,326.00	39,006,416.00	24,959,091.00	14,047,325.00	7,347,326.00	0	31,659,090.00
07.02.02	Impozit pe terenuri	4,700,000.00	2,835,591.00	12,178,666.00	7,117,289.00	5,061,377.00	2,835,591.00	0	9,343,075.00
07.02.02.01	Impozit pe terenuri persoane fizice	2,250,000.00	1,418,885.00	3,669,269.00	1,617,139.00	2,052,130.00	1,418,885.00	0	2,250,384.00
07.02.02.02	Impozit pe terenuri persoane juridice	2,150,000.00	1,239,585.00	7,769,278.00	5,041,571.00	2,727,707.00	1,239,585.00	0	6,529,693.00
07.02.02.03	Impozit pe teren extravilan	300,000.00	177,121.00	740,119.00	458,579.00	281,540.00	177,121.00	0	562,998.00
07.02.03	Taxe judiciare de timbru, taxe de timbru pentru activitatea notariala si alte taxe de timbru	1,670,000.00	286,019.00	515,594.00	187,332.00	328,262.00	286,019.00	0	229,575.00
A4	A4. IMPOZITE SI TAXE PE BUNURI SI SERVICII	18,243,000.00	9,811,044.00	23,880,224.00	10,942,009.00	12,938,215.00	9,811,044.00	0	14,069,180.00
11.02	Sume defalcate din TVA	8,380,000.00	5,300,000.00	5,300,000.00	0	5,300,000.00	5,300,000.00	0	0
11.02.02	Sume defalcate din TVA pentru finantarea cheltuielilor descentralizate	8,380,000.00	5,300,000.00	5,300,000.00	0	5,300,000.00	5,300,000.00	0	0
12.02	Alte impozite si taxe generale pe bunuri si servic	0	0	1,978.00	1,941.00	37	0	0	1,978.00
12.02.07	Taxe hoteliere	0	0	1,978.00	1,941.00	37	0	0	1,978.00
15.02	Taxe pe servicii specifice	40,000.00	11,897.00	16,340.00	1,533.00	14,807.00	11,897.00	0	4,443.00
15.02.01	Impozit pe spectacole	40,000.00	11,897.00	16,340.00	1,533.00	14,807.00	11,897.00	0	4,443.00
16.02	Taxe pe utiliz bunurilor, autoriz utiliz bunurilor	9,823,000.00	4,499,147.00	18,561,906.00	10,938,535.00	7,623,371.00	4,499,147.00	0	14,062,759.00
16.02.02	Taxa asupra mijloacelor de transport	7,467,000.00	3,898,407.00	17,833,508.00	10,808,613.00	7,024,895.00	3,898,407.00	0	13,935,101.00



16.02.02.01	Taxa asupra mijloacelor de transport detinute de persoane fizice	4,790,000.00	2,624,157.00	10,274,798.00	5,730,880.00	4,543,918.00	2,624,157.00	0	7,650,641.00
16.02.02.02	Taxa asupra mijloacelor de transport detinute de persoane juridice	2,677,000.00	1,274,250.00	7,558,710.00	5,077,733.00	2,480,977.00	1,274,250.00	0	6,284,460.00
16.02.03	Taxe si tarife pentru elib de licente si autoriz	2,123,000.00	597,009.00	722,953.00	128,213.00	594,740.00	597,009.00	0	125,944.00
16.02.50	Alte taxe pe utilizarea bunurilor	233,000.00	3,731.00	5,445.00	1,709.00	3,736.00	3,731.00	0	1,714.00
A6	A6. ALTE IMPOZITE SI TAXE FISCALE	458,000.00	250,305.00	742,266.00	306,127.00	436,139.00	250,305.00	0	491,961.00
18.02	ALTE IMPOZITE SI TAXE FISCALE	458,000.00	250,305.00	742,266.00	306,127.00	436,139.00	250,305.00	0	491,961.00
18.02.50	Alte impozite si taxe	458,000.00	250,305.00	742,266.00	306,127.00	436,139.00	250,305.00	0	491,961.00
C	C. VENITURI NEFISCALE	12,335,000.00	3,203,858.00	22,808,675.00	15,735,935.00	7,072,740.00	3,203,858.00	0	19,604,817.00
C1	C1. VENITURI DIN PROPRIETATE	5,205,000.00	1,418,170.00	11,341,690.00	6,273,961.00	5,067,729.00	1,418,170.00	0	9,923,520.00
30.02	Venituri din proprietate	5,200,000.00	1,416,803.00	11,339,838.00	6,273,741.00	5,066,097.00	1,416,803.00	0	9,923,035.00
30.02.05	Venituri din concesiuni si inchirieri	5,200,000.00	1,416,803.00	11,339,838.00	6,273,741.00	5,066,097.00	1,416,803.00	0	9,923,035.00
30.02.05.30	Alte venituri din concesiuni si inchirieri de catre institutiile publice	5,200,000.00	1,416,803.00	11,339,838.00	6,273,741.00	5,066,097.00	1,416,803.00	0	9,923,035.00
31.02	Venituri din dobanzi	5,000.00	1,367.00	1,852.00	220	1,632.00	1,367.00	0	485
31.02.03	Alte venituri din dobanzi	5,000.00	1,367.00	1,852.00	220	1,632.00	1,367.00	0	485
C2	C2. VANZARI DE BUNURI SI SERVICII	7,130,000.00	1,785,688.00	11,466,985.00	9,461,974.00	2,005,011.00	1,785,688.00	0	9,681,297.00
33.02	Venituri din prestari de servicii si alte activitati	1,160,000.00	270,179.00	293,429.00	26,790.00	266,639.00	270,179.00	0	23,250.00
33.02.08	Venituri din prestari de servicii	5,000.00	0	0	0	0	0	0	0
33.02.10	Contributia parintilor sau sustinatorilor legali pentru intretinerea copiilor in crese	100,000.00	20,464.00	20,464.00	0	20,464.00	20,464.00	0	0
33.02.12	Contributia persoanelor beneficiare ale cantinelor de ajutor social	60,000.00	8,962.00	8,962.00	0	8,962.00	8,962.00	0	0
33.02.13	Contributia de intretinere a persoanelor asistate	975,000.00	237,610.00	237,610.00	0	237,610.00	237,610.00	0	0
33.02.28	Venituri din recuperarea cheltuielilor de judecata, imputatii si despaubiri	20,000.00	3,143.00	26,393.00	26,790.00	-397	3,143.00	0	23,250.00
34.02	Venituri din taxe administrative, eliberari permise	0	874	874	0	874	874	0	0
34.02.02	Taxe extrajudiciare de timbru	0	874	874	0	874	874	0	0
35.02	Amenzi, penalitati si confiscari	4,850,000.00	1,151,818.00	10,582,845.00	9,365,570.00	1,217,275.00	1,151,818.00	0	9,431,027.00
35.02.01	Venituri din amenzi si alte sanctiuni aplicate potrivit dispozitiilor legale	3,950,000.00	934,723.00	9,071,018.00	8,246,014.00	825,004.00	934,723.00	0	8,136,295.00
35.02.01.02	Venituri din amenzi si alte sanctiuni aplicate de catre alte institutii de specialitate	3,950,000.00	934,723.00	9,071,018.00	8,246,014.00	825,004.00	934,723.00	0	8,136,295.00
35.02.50	Alte amenzi, penalitati si confiscari	900,000.00	217,095.00	1,511,827.00	1,119,556.00	392,271.00	217,095.00	0	1,294,732.00
36.02	Diverse venituri	1,120,000.00	362,817.00	589,837.00	69,614.00	520,223.00	362,817.00	0	227,020.00
36.02.50	Alte venituri	1,120,000.00	362,817.00	589,837.00	69,614.00	520,223.00	362,817.00	0	227,020.00
37.02	Transferuri voluntare, altele decat subventiile	0	0	0	0	0	0	0	0
37.02.03	Varsaminte din sectiunea de functionare pentru finantarea sectiunii de dezvoltare a bugetului local	0	-200,000.00	-200,000.00	0	-200,000.00	-200,000.00	0	0
37.02.04	Varsaminte din sectiunea de functionare	0	200,000.00	200,000.00	0	200,000.00	200,000.00	0	0
II	II. VENITURI DIN CAPITAL	0	112,902.00	114,448.00	410	114,038.00	112,902.00	0	1,546.00
39.02	Venituri din valorificarea unor bunuri	0	112,902.00	114,448.00	410	114,038.00	112,902.00	0	1,546.00
39.02.01	Venituri din valorificarea unor bunuri ale institutiilor publice	0	8,011.00	8,011.00	0	8,011.00	8,011.00	0	0
39.02.03	Venituri din vanzarea locuintelor construite din fondurile statului	0	59,396.00	59,396.00	0	59,396.00	59,396.00	0	0
39.02.07	Venituri din vanzarea unor bunuri apartinand domeniului privat	0	45,495.00	47,041.00	410	46,631.00	45,495.00	0	1,546.00
III	III. OPERATIUNI FINANCIARE	0	0.00	0.00	0	365,000.00	365,000.00	0	0
40.02	Incasari din rambursarea imprumuturilor acordate	0	0.00	0.00	0	365,000.00	365,000.00	0	0
40.02.14	Sume din excedentul bugetului local utilizate pentru finantarea cheltuielilor sectiunii de dezvoltare	0	0.00	0.00	0	365,000.00	365,000.00	0	0


48.02	Sume primite de la UE/alti donatori in contul platilor efectuate si prefinantari aferente cadrului financiar 2014-2020	25,883,000.00	0	0	0	0	0	0	0
48.02.01	Fondul European de Dezvoltare Regionala (FEDR)	25,470,800.00	0	0	0	0	0	0	0
48.02.01.01	Sume primite in contul platilor efectuate in anul curent	25,470,800.00	0	0	0	0	0	0	0
48.02.02	Fondul Social European (FSE)	412,200.00	0	0	0	0	0	0	0
48.02.02.01	Sume primite in contul platilor efectuate in anul curent	412,200.00	0	0	0	0	0	0	0
48.02.15	Alte programe comunitare finantate in perioada 2014-2020 (APC)	0.00	0	0	0	0	0	0	0
48.02.15.01	Sume primite in contul platilor efectuate in anul curent	0.00	0	0	0	0	0	0	0
IV	IV. SUBVENTII	22,674,000.00	1,404,439.00	1,404,439.00	0	1,404,439.00	1,404,439.00	0	0
00.18	SUBVENTII DE LA ALTE NIVELE ALE ADMINISTRATIEI PUBLICE	22,674,000.00	1,404,439.00	1,404,439.00	0	1,404,439.00	1,404,439.00	0	0
42.02	Subventii de la bugetul de stat	22,544,000.00	1,404,439.00	1,404,439.00	0	1,404,439.00	1,404,439.00	0	0
00.19	A. DE CAPITAL	14,889,000.00	0	0	0	0	0	0	0
42.02.20	Subventii de la bugetul de stat catre bugetele locale necesare sustinerii derularii proiectelor finantate din fonduri externe nerambursabile (FEN)	3,950,000.00	0	0	0	0	0	0	0
42.02.65	Finantarea Programului National de Dezvoltare Locala	10,939,000.00	0	0	0	0	0	0	0
00.20	B. CURENTE	7,655,000.00	1,404,439.00	1,404,439.00	0	1,404,439.00	1,404,439.00	0	0
42.02.34	Subventii pentru acordarea ajutorului pentru incalzirea locuintei cu lemne, carbuni, combustibili	40,000.00	1,117.00	1,117.00	0	1,117.00	1,117.00	0	0
42.02.41	Subventii din bugetul de stat pentru finantarea sanatatii	7,615,000.00	1,403,322.00	1,403,322.00	0	1,403,322.00	1,403,322.00	0	0
43.02	Subventii de la alte administratii	130,000.00	0	0	0	0	0	0	0
43.02.34	Sume alocate din bugetul ANCP pt.finantarea lucrarilor de inregistrare sistematica din cadrul Programului national de cadastru si carte funciara	130,000.00	0	0	0	0	0	0	0

PRIMAR,  
Cristi Valentin Misaila



DIRECTOR EXECUTIV,  
Carmen Grosu

Sef serviciu buget-contabilitate,  
Poiana Simona





**Contul de executie al bugetului institutiilor publice la data de 31.03.2019**  
sursa de finantare : 02

DENUMIREA INDICATORILOR	Cod indicator	Credite de angajament		Credite bugetare		Angajamente bugetare	Angajamente legale	Plăți efectuate	Angajamente legale de plătit	Cheltuieli efective
		aprobate la finele perioadei de raportare	trimestriale cumulate	aprobate la finele perioadei de raportare	trimestriale cumulate					
<b>TOTAL CHELTUIELI</b>	<b>C</b>	<b>627,105,020</b>	<b>627,105,020</b>	<b>208,975,000</b>	<b>33,952,302</b>	<b>67,764,570</b>	<b>67,449,375</b>	<b>33,952,302</b>	<b>33,497,073</b>	<b>36,375,437</b>
<b>Partea I-a SERVICII PUBLICE GENERALE</b>	<b>50.02</b>	<b>33,328,150</b>	<b>33,328,150</b>	<b>26,433,570</b>	<b>5,411,056</b>	<b>7,026,429</b>	<b>6,998,702</b>	<b>5,411,056</b>	<b>1,587,646</b>	<b>5,619,593</b>
Autoritati publice si actiuni externe	51.02	28,977,150	28,977,150	22,082,570	4,650,081	6,263,599	6,235,872	4,650,081	1,585,791	4,858,845
Autoritati executive si legislative	51.02.01	28,977,150	28,977,150	22,082,570	4,650,081	6,263,599	6,235,872	4,650,081	1,585,791	4,858,845
Autoritati executive	51.02.01.03	28,977,150	28,977,150	22,082,570	4,650,081	6,263,599	6,235,872	4,650,081	1,585,791	4,858,845
Alte servicii publice generale	54.02	2,751,000	2,751,000	2,751,000	492,500	494,355	494,355	492,500	1,855	492,500
Fond de rezerva bugetara la dispozitia autoritatilor locale	54.02.05	1,000,000	1,000,000	1,000,000	0	0	0	0	0	0
Servicii publice comunitare de evidenta a persoanelor	54.02.10	1,725,000	1,725,000	1,725,000	492,500	492,500	492,500	492,500	0	492,500
Alte servicii publice generale	54.02.50	26,000	26,000	26,000	0	1,855	1,855	0	1855	0
Dobanzi	55.02	1,600,000	1,600,000	1,600,000	268,475	268,475	268,475	268,475	0	268,248
<b>Partea a II-a APARARE, ORDINE PUBLICA SI SIGURANTA NATIONALA</b>	<b>59.02</b>	<b>7,360,610</b>	<b>7,360,610</b>	<b>7,360,610</b>	<b>1,882,488</b>	<b>1,934,196</b>	<b>1,909,596</b>	<b>1,882,488</b>	<b>27,108</b>	<b>1,939,220</b>
Ordine publica si siguranta nationala	61.02	7,360,610	7,360,610	7,360,610	1,882,488	1,934,196	1,909,596	1,882,488	27,108	1,939,220
Ordine publica	61.02.03	7,118,000	7,118,000	7,118,000	1,834,938	1,834,938	1,834,938	1,834,938	0	1,891,483
Politie locala	61.02.03.04	7,118,000	7,118,000	7,118,000	1,834,938	1,834,938	1,834,938	1,834,938	0	1,891,483
Protectie civila si protectia contra incendiilor (protectie civila nonmilitara)	61.02.05	242,610	242,610	242,610	47,550	99,258	74,658	47,550	27,108	47,737
<b>Partea a III-a CHELTUIELI SOCIAL-CULTURALE</b>	<b>64.02</b>	<b>190,569,040</b>	<b>190,569,040</b>	<b>83,917,110</b>	<b>17,185,588</b>	<b>39,780,100</b>	<b>39,771,652</b>	<b>17,185,588</b>	<b>22,586,064</b>	<b>18,337,300</b>
Invatamant	65.02	103,761,990	103,761,990	19,532,850	3,195,351	3,448,909	3,447,836	3,195,351	252,485	3,724,396
Invatamant prescolar si primar	65.02.03	38,161,460	38,161,460	9,937,980	1,226,634	1,313,161	1,312,089	1,226,632	85,457	1,458,833
Invatamant prescolar	65.02.03.01	14,226,860	14,226,860	3,606,880	463,318	478,890	478,890	463,316	15,574	533,283
Invatamant primar	65.02.03.02	23,934,600	23,934,600	6,331,100	763,316	834,271	833,199	763,316	69,883	925,550
Invatamant secundar	65.02.04	65,287,530	65,287,530	9,281,870	1,899,877	2,065,735	2,065,734	1,899,877	165,857	2,195,470
Invatamant secundar superior	65.02.04.02	65,287,530	65,287,530	9,281,870	1,899,877	2,065,735	2,065,734	1,899,877	165,857	2,195,470
Invatamant postliceal	65.02.05	105,000	105,000	105,000	17,962	19,135	19,135	17,964	1,171	19,216
Alte cheltuieli en domeniul envatamGntului	65.02.50	208,000	208,000	208,000	50,878	50,878	50,878	50,878	0	50,877
Sanatate	66.02	8,937,500	8,937,500	8,834,450	1,435,640	7,518,297	7,518,297	1,435,640	6,082,657	1,426,797
Servicii de sanatate publica	66.02.08	8,907,500	8,907,500	8,804,450	1,430,442	7,513,099	7,513,099	1,430,442	6,082,657	1,421,600
Alte cheltuieli in domeniul sanatatii	66.02.50	30,000	30,000	30,000	5,198	5,198	5,198	5,198	0	5,197
Alte institutii si actiuni sanitare	66.02.50.50	30,000	30,000	30,000	5,198	5,198	5,198	5,198	0	5,197
Cultura, recreere si religie	67.02	46,414,540	46,414,540	28,448,070	4,928,788	7,500,454	7,494,153	4,928,788	2,565,365	5,003,308
Servicii culturale	67.02.03	6,470,000	6,470,000	6,470,000	1,453,000	1,453,000	1,453,000	1,453,000	0	1,453,000
Institutii publice de spectacole si concerte	67.02.03.04	4,475,000	4,475,000	4,475,000	1,008,000	1,008,000	1,008,000	1,008,000	0	1,008,000
Casa de cultura	67.02.03.06	1,995,000	1,995,000	1,995,000	445,000	445,000	445,000	445,000	0	445,000
Servicii recreative si sportive	67.02.05	36,787,660	36,787,660	18,821,190	3,127,872	5,699,238	5,693,237	3,127,872	2,565,365	3,266,321



Sport	67.02.05.01	7,048,630	7,048,630	7,161,000	2,148,000	2,260,365	2,260,365	2,148,000	112,365	2,148,000
Tineret	67.02.05.02	20,000	20,000	20,000	3,945	3,945	3,945	3,945	0	3,046
Intretinere gradini publice, parcuri, zone verzi, baze sportive si de agrement	67.02.05.03	29,719,030	29,719,030	11,640,190	975,927	3,434,928	3,428,927	975,927	2,453,000	1,115,275
Alte servicii en domeniile culturii, recreerii si religiei	67.02.50	3,156,880	3,156,880	3,156,880	347,916	348,216	347,916	347,916	0	283,987
Asigurari si asistenta sociala	68.02	31,455,010	31,455,010	27,101,740	7,625,809	21,312,440	21,311,366	7,625,809	13,685,557	8,182,799
Asistenta acordata persoanelor in varsta	68.02.04	4,577,740	4,577,740	3,652,740	962,808	3,188,109	3,187,035	962,808	2,224,227	999,813
Asistenta sociala in caz de boli si invaliditati	68.02.05	14,460,000	14,460,000	14,460,000	4,721,371	12,901,056	12,901,056	4,721,371	8,179,685	5,018,014
Asistenta sociala in caz de invaliditate	68.02.05.02	14,460,000	14,460,000	14,460,000	4,721,371	12,901,056	12,901,056	4,721,371	8,179,685	5,018,014
Asistenta sociala pentru familie si copii	68.02.06	200,000	200,000	200,000	0	200,000	200,000	0	200000	0
Crese	68.02.11	5,800,270	5,800,270	2,372,000	551,716	553,433	553,433	551,716	1,717	598,313
Prevenirea excluderii sociale	68.02.15	2,166,000	2,166,000	2,166,000	391,967	1,331,792	1,331,792	391,967	939,825	493,918
Ajutor social	68.02.15.01	100,000	100,000	100,000	2,266	100,000	100,000	2,266	97,734	2,266
Cantine de ajutor social	68.02.15.02	2,066,000	2,066,000	2,066,000	389,701	1,231,792	1,231,792	389,701	842,091	491,652
Alte cheltuieli in domeniul asigurarilor si asistentei sociale	68.02.50	4,251,000	4,251,000	4,251,000	997,947	3,138,050	3,138,050	997,947	2,140,103	1,072,741
Alte cheltuieli in domeniul asistentei sociale	68.02.50.50	4,251,000	4,251,000	4,251,000	997,947	3,138,050	3,138,050	997,947	2,140,103	1,072,741
<b>Partea a IV-a SERVICII SI DEZVOLTARE PUBLICA, LOCUINTE, MEDIU SI APE</b>	<b>69.02</b>	<b>61,118,720</b>	<b>61,118,720</b>	<b>28,187,120</b>	<b>4,939,054</b>	<b>6,149,794</b>	<b>6,081,298</b>	<b>4,939,055</b>	<b>1,142,243</b>	<b>6,746,537</b>
Locuinte, servicii si dezvoltare publica	70.02	53,420,320	53,420,320	20,488,720	3,188,015	4,287,243	4,218,747	3,188,016	1,030,731	4,851,243
Locuinte	70.02.03	15,990,010	15,990,010	1,761,700	85,016	332,359	309,565	85,017	224,548	83,455
Alte cheltuieli in domeniul locuintelor	70.02.03.30	15,990,010	15,990,010	1,761,700	85,016	332,359	309,565	85,017	224,548	83,455
Iluminat public si electrificari rurale	70.02.06	23,418,430	23,418,430	5,678,000	1,074,575	1,075,221	1,075,221	1,074,575	646	808,764
Alimentare cu gaze naturale in localitati	70.02.07	1,112,000	1,112,000	1,112,000	0	0	0	0	0	0
Alte servicii en domeniile locuintelor, serviciilor si dezvoltarii comunale	70.02.50	12,899,880	12,899,880	11,937,020	2,028,424	2,879,663	2,833,961	2,028,424	805,537	3,959,024
Protectia mediului	74.02	7,698,400	7,698,400	7,698,400	1,751,039	1,862,551	1,862,551	1,751,039	111,512	1,895,294
Salubritate si gestiunea deseurilor	74.02.05	6,898,400	6,898,400	6,898,400	1,751,039	1,862,551	1,862,551	1,751,039	111,512	1,895,294
Salubritate	74.02.05.01	6,735,000	6,735,000	6,735,000	1,751,039	1,862,551	1,862,551	1,751,039	111,512	1,895,294
Colectarea, tratarea si distrugerea deseurilor	74.02.05.02	163,400	163,400	163,400	0	0	0	0	0	0
Canalizarea si tratarea apelor reziduale	74.02.06	800,000	800,000	800,000	0	0	0	0	0	0
<b>Partea a V-a ACTIUNI ECONOMICE</b>	<b>79.02</b>	<b>334,728,500</b>	<b>334,728,500</b>	<b>63,076,590</b>	<b>4,534,116</b>	<b>12,874,051</b>	<b>12,688,127</b>	<b>4,534,115</b>	<b>8,154,012</b>	<b>3,732,787</b>
Actiuni generale economice, comerciale si de munca	80.02	4,500,000	4,500,000	4,500,000	901,407	923,461	923,461	901,407	22,054	101,957
Actiuni generale economice si comerciale	80.02.01	4,500,000	4,500,000	4,500,000	901,407	923,461	923,461	901,407	22,054	101,957
Alte cheltuieli pentru actiuni generale economice si comerciale	80.02.01.30	4,500,000	4,500,000	4,500,000	901,407	923,461	923,461	901,407	22,054	101,957
Combustibili si energie	81.02	76,230,540	76,230,540	11,329,620	2,570,210	2,935,262	2,935,262	2,570,209	365,053	2,715,975
Energie termica	81.02.06	76,230,540	76,230,540	11,329,620	2,570,210	2,935,262	2,935,262	2,570,209	365,053	2,715,975
Transporturi	84.02	253,997,960	253,997,960	47,246,970	1,062,499	9,015,328	8,829,404	1,062,499	7,766,905	914,855
Transport rutier	84.02.03	253,997,960	253,997,960	47,246,970	1,062,499	9,015,328	8,829,404	1,062,499	7,766,905	914,855
Strazi	84.02.03.03	140,707,830	140,707,830	26,907,970	897,596	8,850,425	8,664,501	897,596	7,766,905	790,569
Transport in comun	84.02.03.02	113,290,130	113,290,130	20,339,000	164,903	164,903	164,903	164,903	0	124,286

PRIMAR,  
Cristi Valentin Misaila



DIRECTOR EXECUTIV,  
Carmen Grosu



Sef serviciu buget-contabilitate,  
Poiana Simona





Contul de executie al bugetului institutiilor publice la data de 31.03.2019  
sursa de finantare : 02

## Capitol 51.02

DENUMIREA INDICATORILOR	Cod indicator	Credite de angajament		Credite bugetare		Angajamente bugetare	Angajamente legale	Plăți efectuate	Angajamente legale de plătit	Cheltuieli efective
		aprobate la finele perioadei de raportare	trimestriale cumulate	aprobate la finele perioadei de raportare	trimestriale cumulate					
<b>TOTAL CHELTUIELI</b>	<b>00</b>	<b>28,977,150</b>	<b>28,977,150</b>	<b>22,082,570</b>	<b>4,650,081</b>	<b>6,263,599</b>	<b>6,235,872</b>	<b>4,650,081</b>	<b>1,585,791</b>	<b>4,858,845</b>
<b>CHELTUIELI CURENTE</b>	<b>01</b>	<b>23,538,430</b>	<b>23,538,430</b>	<b>19,730,000</b>	<b>4,609,878</b>	<b>6,197,870</b>	<b>6,170,143</b>	<b>4,609,878</b>	<b>1,560,265</b>	<b>4,643,232</b>
<b>TITLUL I CHELTUIELI DE PERSONAL</b>	<b>10</b>	<b>16,250,000</b>	<b>16,250,000</b>	<b>16,250,000</b>	<b>3,924,068</b>	<b>3,924,068</b>	<b>3,924,068</b>	<b>3,924,068</b>	<b>0</b>	<b>4,036,762</b>
Cheltuieli salariale in bani	10.01	15,900,000	15,900,000	15,900,000	3,838,070	3,838,070	3,838,070	3,838,070	0	3,947,970
Salarii de baza	10.01.01	13,150,000	13,150,000	13,150,000	3,286,685	3,286,685	3,286,685	3,286,685	0	3,356,349
Sporuri pentru conditii de munca	10.01.05	1,100,000	1,100,000	1,100,000	266,243	266,243	266,243	266,243	0	268,050
Alte sporuri	10.01.06	150,000	150,000	150,000	15,935	15,935	15,935	15,935	0	16,362
Indemnizatii platite unor persoane din afara unitatii	10.01.12	440,000	440,000	440,000	88,212	88,212	88,212	88,212	0	93,600
Indemnizatii de delegare	10.01.13	10,000	10,000	10,000	482	482	482	482	0	482
Indemnizatie de hrana	10.01.17	600,000	600,000	600,000	101,251	101,251	101,251	101,251	0	152,648
Alte drepturi salariale in bani	10.01.30	450,000	450,000	450,000	79,262	79,262	79,262	79,262	0	60,479
Contributii	10.03	350,000	350,000	350,000	85,998	85,998	85,998	85,998	0	88,792
Contributii de asigurari sociale de sanatate	10.03.03	300	300	300	291	291	291	291	0	0
Contributii pentru concedii si indemnizatii	10.03.06	200	200	200	45	45	45	45	0	0
Contributii la Fd. de garantare a creantelor salariale	10.03.07	349,500	349,500	349,500	85,662	85,662	85,662	85,662	0	88,792
<b>TITLUL II BUNURI SI SERVICII</b>	<b>20</b>	<b>2,880,000</b>	<b>2,880,000</b>	<b>2,880,000</b>	<b>595,564</b>	<b>2,183,556</b>	<b>2,155,829</b>	<b>595,564</b>	<b>1,560,265</b>	<b>508,764</b>
Bunuri si servicii	20.01	2,437,000	2,437,000	2,437,000	573,925	1,964,896	1,943,790	573,925	1,369,865	489,362
Furnituri de birou	20.01.01	75,000	75,000	75,000	18,913	23,566	18,913	18,913	0	22,156
Materiale pentru curatenie	20.01.02	5,000	5,000	5,000	180	180	180	180	0	123
Incalzit, Iluminat si forta motrica	20.01.03	222,000	222,000	222,000	79,195	79,195	79,195	79,195	0	79,195
-incalzire-sistem centralizat (ENET)	20.01.03.01	120,000	120,000	120,000	58,608	58,608	58,608	58,608	0	58,608
- energie electrica (ELECTRICA)	20.01.03.04	102,000	102,000	102,000	20,587	20,587	20,587	20,587	0	20,587
Apa, canal si salubritate	20.01.04	25,000	25,000	25,000	6,597	7,049	7,049	6,597	452	6,467
Carburanti si lubrifianti	20.01.05	70,000	70,000	70,000	0	0	0	0	0	14,000
Piese de schimb	20.01.06	10,000	10,000	10,000	0	0	0	0	0	0
Posta, telecomunicatii, radio, tv, internet	20.01.08	260,000	260,000	260,000	62,375	247,983	247,983	62,375	185,608	33,487
Materiale si prestari de servicii cu caracter functional	20.01.09	70,000	70,000	70,000	61,741	61,741	61,741	61,741	0	34,270
Alte bunuri si servicii pentru intretinere si functionare	20.01.30	1,700,000	1,700,000	1,700,000	344,924	1,545,182	1,528,729	344,924	1,183,805	299,664
Reparatii curente	20.02	10,000	10,000	10,000	3,822	3,822	3,822	3,822	0	3,822
Bunuri de natura obiectelor de inventar	20.05	10,000	10,000	10,000	4,510	6,961	4,510	4,510	0	0



Alte obiecte de inventar	20.05.30	10,000	10,000	10,000	4,510	6,961	4,510	4,510	0	0
Deplasari, detasari, transferari	20.06	50,000	50,000	50,000	5,630	5,630	5,630	5,630	0	5,630
Deplasari interne, detasari, transferari	20.06.01	25,000	25,000	25,000	5,630	5,630	5,630	5,630	0	5,630
Deplasari in strainatate	20.06.02	25,000	25,000	25,000	0	0	0	0	0	0
Carti, publicatii si materiale documentare	20.11	6,000	6,000	6,000	3,890	3,890	3,890	3,890	0	4,345
Consultanta si expertiza	20.12	330,000	330,000	330,000	0	190,400	190,400	0	190,400	0
Pregatire profesionala	20.13	15,000	15,000	15,000	3,000	5,500	3,000	3,000	0	3,000
Protectia muncii	20.14	2,000	2,000	2,000	0	0	0	0	0	0
Alte cheltuieli	20.30	20,000	20,000	20,000	787	2,457	787	787	0	2,605
Protocol si reprezentare	20.30.02	5,000	5,000	5,000	787	787	787	787	0	337
Prime de asigurare non-viata	20.30.03	15,000	15,000	15,000	0	1,670	0	0	0	2,268
<b>TITLUL VII ALTE TRANSFERURI</b>	<b>55</b>	<b>80,000</b>	<b>80,000</b>	<b>80,000</b>	<b>51,468</b>	<b>51,468</b>	<b>51,468</b>	<b>51,468</b>	<b>0</b>	<b>51,468</b>
A. Transferuri interne.	55.01	80,000	80,000	80,000	51,468	51,468	51,468	51,468	0	51,468
Alte transferuri curente interne	55.01.18	80,000	80,000	80,000	51,468	51,468	51,468	51,468	0	51,468
<b>TITLUL X PROIECTE CU FINANTARE DIN FONDURI EXTERNE NERAMBURSABILE AFERENTE CADRULUI FINANCIAR 2014-2020</b>	<b>58</b>	<b>4,228,430</b>	<b>4,228,430</b>	<b>420,000</b>	<b>17,001</b>	<b>17,001</b>	<b>17,001</b>	<b>17,001</b>	<b>0</b>	<b>24,461</b>
Programe din Fondul Social European (FSE)	58.02	4,228,430	4,228,430	420,000	17,001	17,001	17,001	17,001	0	24,461
Finantarea nationala	58.02.01	633,410	633,410	63,000	2,550	2,550	2,550	2,550	0	3,669
Finantarea externa nerambursabila	58.02.02	3,595,020	3,595,020	357,000	14,451	14,451	14,451	14,451	0	20,792
<b>TITLUL XI ALTE CHELTUIELI</b>	<b>59</b>	<b>100,000</b>	<b>100,000</b>	<b>100,000</b>	<b>21,777</b>	<b>21,777</b>	<b>21,777</b>	<b>21,777</b>	<b>0</b>	<b>21,777</b>
Sume persoane cu handicap neincadrate	59.40	100,000	100,000	100,000	21,777	21,777	21,777	21,777	0	21,777
<b>70. CHELTUIELI DE CAPITAL (70=71+72)</b>	<b>70</b>	<b>5,438,720</b>	<b>5,438,720</b>	<b>2,352,570</b>	<b>49,198</b>	<b>74,724</b>	<b>74,724</b>	<b>49,198</b>	<b>25,526</b>	<b>215,613</b>
<b>TITLUL XIII ACTIVE NEFINANCIARE</b>	<b>71</b>	<b>5,438,720</b>	<b>5,438,720</b>	<b>2,352,570</b>	<b>49,198</b>	<b>74,724</b>	<b>74,724</b>	<b>49,198</b>	<b>25,526</b>	<b>215,613</b>
Active fixe (inclusiv reparatii capitale)	71.01	5,438,720	5,438,720	2,352,570	49,198	74,724	74,724	49,198	25,526	215,613
Constructii	71.01.01	4,977,000	4,977,000	1841730	0	0	0	0	0	0
Masini, echipamente si mijloace de transport	71.01.02	60,220	60,220	60,220	0	0	0	0	0	0
Mobilier, aparatura birotica si alte active corporale	71.01.03	0	0	49,120	49,115	49,115	49,115	49,115	0	0
Alte active fixe (inclusiv reparatii capitale)	71.01.30	401,500	401,500	401,500	83	25,609	25,609	83	25,526	215,613
<b>TITLUL XIX PLATI EFECTUATE IN ANII PRECEDENTI SI RECUPERATE IN ANUL CURENT</b>	<b>85</b>	<b>0</b>	<b>0</b>	<b>0</b>	<b>-8,995</b>	<b>-8,995</b>	<b>-8,995</b>	<b>-8,995</b>	<b>0</b>	<b>0</b>
Plati efectuate in anii precedenti si recuperate in anul curent	85.01	0	0	0	-8,995	-8,995	-8,995	-8,995	0	0
Plati efectuate in anii precedenti si recuperate in anul curent in sectiunea de functionare a bugetului local	85.01.01	0	0	0	-8,995	-8,995	-8,995	-8,995	0	0

PRIMAR,  
Cristi Valentin Misaila



DIRECTOR EXECUTIV,  
Carmen Grosu

Sef serviciu buget-contabilitate,  
Poiana Simona






Contul de executie al bugetului institutiilor publice la data de 31.03.2019  
sursa de finantare : 02

## Capitol 54.02



DENUMIREA INDICATORILOR	Cod indicator	Credite de angajament		Credite bugetare		Angajamente bugetare	Angajamente legale	Plăți efectuate	Angajamente legale de plătit	Cheltuieli efective
		aprobate la finele perioadei de raportare	trimestriale cumulate	aprobate la finele perioadei de raportare	trimestriale cumulate					
<b>TOTAL CHELTUIELI</b>	<b>00</b>	<b>2,751,000</b>	<b>2,751,000</b>	<b>2,751,000</b>	<b>492,500</b>	<b>494,355</b>	<b>494,355</b>	<b>492,500</b>	<b>1,855</b>	<b>492,500</b>
<b>CHELTUIELI CURENTE</b>	<b>01</b>	<b>2,751,000</b>	<b>2,751,000</b>	<b>2,751,000</b>	<b>492,500</b>	<b>494,355</b>	<b>494,355</b>	<b>492,500</b>	<b>1,855</b>	<b>492,500</b>
<b>TITLUL II BUNURI SI SERVICII</b>	<b>20</b>	<b>26,000</b>	<b>26,000</b>	<b>26,000</b>	<b>0</b>	<b>1,855</b>	<b>1,855</b>	<b>0</b>	<b>1,855</b>	<b>0</b>
Bunuri si servicii	20.01	26,000	26,000	26,000	0	1,855	1,855	0	1,855	0
Materiale si prestari de servicii cu caracter functional	20.01.09	2,300	2,300	2,300	0	1,855	1,855	0	1,855	0
Alte bunuri si servicii pentru intretinere si functionare	20.01.30	23,700	23,700	23,700	0	0	0	0	0	0
<b>TITLUL V FONDURI DE REZERVA</b>	<b>50</b>	<b>1,000,000</b>	<b>1,000,000</b>	<b>1,000,000</b>	<b>0</b>	<b>0</b>	<b>0</b>	<b>0</b>	<b>0</b>	<b>0</b>
Fond de rezerva bugetara la dispozitia autoritatilor locale	50.04	1,000,000	1,000,000	1,000,000	0	0	0	0	0	0
<b>TITLUL VI TRANSFERURI INTRE UNITATI ALE ADMINISTRATIEI PUBLICE</b>	<b>51</b>	<b>1,725,000</b>	<b>1,725,000</b>	<b>1,725,000</b>	<b>492,500</b>	<b>492,500</b>	<b>492,500</b>	<b>492,500</b>	<b>0</b>	<b>492,500</b>
Transferuri curente	51.01	1,720,000	1,720,000	1,720,000	492,500	492,500	492,500	492,500	0	492,500
Transferuri catre institutii publice	51.01.01	1,720,000	1,720,000	1,720,000	492,500	492,500	492,500	492,500	0	492,500
Transferuri de capital	51.02	5000	5000	5000	0	0	0	0	0	0
Alte transferuri de capital catre institutii publice	51.02.29	5000	5000	5000	0	0	0	0	0	0

PRIMAR,  
Cristi Valentin Misaila



DIRECTOR EXECUTIV,  
Carmen Grosu

Sef serviciu buget-contabilitate,  
Poiana Simona



Contul de executie al bugetului institutiilor publice la data de 31.03.2019  
sursa de finantare : 02

## Capitol 55.02

DENUMIREA INDICATORILOR	Cod indicator	Credite de angajament		Credite bugetare		Angajamente bugetare	Angajamente legale	Plăți efectuate	Angajamente legale de plătit	Cheltuieli efective
		aprobate la finele perioadei de raportare	trimestriale cumulate	aprobate la finele perioadei de raportare	trimestriale cumulate					
<b>TOTAL CHELTUIELI</b>	<b>00</b>	<b>1,600,000</b>	<b>1,600,000</b>	<b>1,600,000</b>	<b>268,475</b>	<b>268,475</b>	<b>268,475</b>	<b>268,475</b>	<b>0</b>	<b>268,248</b>
<b>CHELTUIELI CURENTE</b>	<b>01</b>	<b>1,600,000</b>	<b>1,600,000</b>	<b>1,600,000</b>	<b>268,475</b>	<b>268,475</b>	<b>268,475</b>	<b>268,475</b>	<b>0</b>	<b>268,248</b>
<b>TITLUL III DOBANZI</b>	<b>30</b>	<b>1,600,000</b>	<b>1,600,000</b>	<b>1,600,000</b>	<b>268,475</b>	<b>268,475</b>	<b>268,475</b>	<b>268,475</b>	<b>0</b>	<b>268,248</b>
Dobanzi aferente datoriei publice interne	30.01	1,600,000	1,600,000	1,600,000	268,475	268,475	268,475	268,475	0	268,248
Dobanzi aferente datoriei publice interne directe	30.01.01	1,600,000	1,600,000	1,600,000	268,475	268,475	268,475	268,475	0	268,248

PRIMAR,  
Cristi Valentin Misaila



DIRECTOR EXECUTIV,  
Carmen Grosu

Sef serviciu buget-contabilitate,  
Poiana Simona






Contul de executie al bugetului institutiilor publice la data de 31.03.2019  
sursa de finantare : 02

## Capitol 61.02

DENUMIREA INDICATORILOR	Cod indicator	Credite de angajament		Credite bugetare		Angajamente bugetare	Angajamente legale	Plăți efectuate	Angajamente legale de plătit	Cheltuieli efective
		aprobate la finele perioadei de raportare	trimestriale cumulate	aprobate la finele perioadei de raportare	trimestriale cumulate					
<b>TOTAL CHELTUIELI</b>	<b>00</b>	<b>7,360,610</b>	<b>7,360,610</b>	<b>7,360,610</b>	<b>1,882,488</b>	<b>1,934,196</b>	<b>1,909,596</b>	<b>1,882,488</b>	<b>27,108</b>	<b>1,939,220</b>
<b>CHELTUIELI CURENTE</b>	<b>01</b>	<b>7,305,000</b>	<b>7,305,000</b>	<b>7,305,000</b>	<b>1,888,205</b>	<b>1,939,913</b>	<b>1,915,313</b>	<b>1,888,205</b>	<b>27,108</b>	<b>1,910,037</b>
<b>TITLUL I CHELTUIELI DE PERSONAL</b>	<b>10</b>	<b>6,705,000</b>	<b>6,705,000</b>	<b>6,705,000</b>	<b>1,785,251</b>	<b>1,787,468</b>	<b>1,787,468</b>	<b>1,785,251</b>	<b>2,217</b>	<b>1,780,887</b>
Cheltuieli salariale in bani	10.01	5,532,000	5,532,000	5,532,000	1,499,649	1,501,866	1,501,866	1,499,649	2,217	1,496,316
Salarii de baza	10.01.01	5,277,000	5,277,000	5,277,000	1,439,197	1,441,379	1,441,379	1,439,197	2,182	1,438,820
Sporuri pentru conditii de munca	10.01.05	239,500	239,500	239,500	57,638	57,638	57,638	57,638	0	54,545
Alte sporuri	10.01.06	12,000	12,000	12,000	2,849	2,849	2,849	2,849	0	2,934
Indemnizatie de hrana	10.01.17	3,500	3,500	3,500	-35	0	0	-35	35	17
Cheltuieli salariale in natura	10.02	1,040,000	1,040,000	1,040,000	252,463	252,463	252,463	252,463	0	250,970
Norme de hrana	10.02.02	1,040,000	1,040,000	1,040,000	252,463	252,463	252,463	252,463	0	250,970
Contributii	10.03	133,000	133,000	133,000	33,139	33,139	33,139	33,139	0	33,601
Contributia asiguratorie pentru munca	10.03.07	133,000	133,000	133,000	33,139	33,139	33,139	33,139	0	33,601
<b>TITLUL II BUNURI SI SERVICII</b>	<b>20</b>	<b>530,000</b>	<b>530,000</b>	<b>530,000</b>	<b>88,092</b>	<b>137,583</b>	<b>112,983</b>	<b>88,092</b>	<b>24,891</b>	<b>113,925</b>
Bunuri si servicii	20.01	388,000	388,000	388,000	73,402	115,153	90,553	73,402	17,151	103,021
Furnituri de birou	20.01.01	6,000	6,000	6,000	952	952	952	952	0	1,799
Materiale pentru curatenie	20.01.02	1,000	1,000	1,000	0	0	0	0	0	0
Incalzit, Iluminat si forta motrica	20.01.03	54,000	54,000	54,000	25,981	27,517	27,517	25,981	1,536	27,517
-incalzire-sistem centralizat (ENET)	20.01.03.01	33,000	33,000	33,000	17,467	17,467	17,467	17,467	0	17,467
- energie electrica (ELECTRICA)	20.01.03.04	21,000	21,000	21,000	8,514	10,050	10,050	8,514	1,536	10,050
Apa, canal si salubritate	20.01.04	8,000	8,000	8,000	1,876	1,958	1,958	1,876	82	1,959
Carburanti si lubrifianti	20.01.05	80,000	80,000	80,000	15,000	15,000	15,000	15,000	0	24,657
Piese de schimb	20.01.06	11,000	11,000	11,000	0	0	0	0	0	0
Posta, telecomunicatii, radio, tv, internet	20.01.08	35,000	35,000	35,000	7,636	7,636	7,636	7,636	0	9,053
Materiale si prestari de servicii cu caracter functional	20.01.09	103,000	103,000	103,000	4,391	44,524	19,924	4,391	15,533	20,470
Alte bunuri si servicii pentru intretinere si functionare	20.01.30	90,000	90,000	90,000	17,566	17,566	17,566	17,566	0	17,566
Reparatii curente	20.02	4,500	4,500	4,500	0	0	0	0	0	0
Bunuri de natura obiectelor de inventar	20.05	56,000	56,000	56,000	7,953	7,953	7,953	7,953	0	1
Uniforme si echipament	20.05.01	45,000	45,000	45,000	0	0	0	0	0	1
Alte obiecte de inventar	20.05.30	11,000	11,000	11,000	7,953	7,953	7,953	7,953	0	0
Deplasari, detasari, transferari	20.06	2,000	2,000	2,000	829	829	829	829	0	-1,024
Deplasari interne, detasari, transferari	20.06.01	2,000	2,000	2,000	829	829	829	829	0	-1,024
Carti, publicatii si materiale documentare	20.11	3,000	3,000	3,000	0	0	0	0	0	631
Pregatire profesionala	20.13	2,500	2,500	2,500	0	0	0	0	0	0



Protectia muncii	20.14	25,000	25,000	25,000	1,500	1,500	1,500	1,500	0	1,500
Munitie, furnituri si armament de natura activelor	20.15	10,000	10,000	10,000	0	0	0	0	0	0
Alte cheltuieli	20.30	39,000	39,000	39,000	4,408	12,148	12,148	4,408	7,740	9,796
Prime de asigurare non-viata	20.30.03	28,000	28,000	28,000	1,828	1,828	1,828	1,828	0	7,216
Chirii	20.30.04	11,000	11,000	11,000	2,580	10,320	10,320	2,580	7,740	2,580
<b>TITLUL XI ALTE CHELTUIELI</b>	<b>59</b>	<b>70,000</b>	<b>70,000</b>	<b>70,000</b>	<b>14,862</b>	<b>14,862</b>	<b>14,862</b>	<b>14,862</b>	<b>0</b>	<b>15,225</b>
Sume aferente persoanelor cu handicap neincadrate	59.40	70,000	70,000	70,000	14,862	14,862	14,862	14,862	0	15,225
<b>70. CHELTUIELI DE CAPITAL (70=71+72)</b>	<b>70</b>	<b>55,610</b>	<b>55,610</b>	<b>55,610</b>	<b>2,601</b>	<b>2,601</b>	<b>2,601</b>	<b>2,601</b>	<b>0</b>	<b>29,183</b>
<b>TITLUL XIII ACTIVE NEFINANCIARE</b>	<b>71</b>	<b>55,610</b>	<b>55,610</b>	<b>55,610</b>	<b>2,601</b>	<b>2,601</b>	<b>2,601</b>	<b>2,601</b>	<b>0</b>	<b>29,183</b>
Active fixe (inclusiv reparatii capitale)	71.01	55,610	55,610	55,610	2,601	2,601	2,601	2,601	0	29,183
Masini, echipamente si mijloace de transport	71.01.02	32,610	32,610	32,610	2,601	2,601	2,601	2,601	0	19,913
Mobilier, aparatura birotica si alte active corporale	71.01.03	23,000	23,000	23,000	0	0	0	0	0	6,975
Alte active fixe (inclusiv reparatii capitale)	71.01.30	0	0	0	0	0	0	0	0	2,295
<b>TITLUL XIX PLATI EFECTUATE IN ANII PRECEDENTI SI RECUPERATE IN ANUL CURENT</b>	<b>85</b>	<b>0</b>	<b>0</b>	<b>0</b>	<b>-8,318</b>	<b>-8,318</b>	<b>-8,318</b>	<b>-8,318</b>	<b>0</b>	<b>0</b>
Plati efectuate in anii precedenti si recuperate in anul curent	85.01	0	0	0	-8,318	-8,318	-8,318	-8,318	0	0
Plati efectuate in anii precedenti si recuperate in anul curent in sectiunea de functionare a bugetului local	85.01.01	0	0	0	-8,318	-8,318	-8,318	-8,318	0	0

PRIMAR,  
Cristi Valentin Misaila

DIRECTOR EXECUTIV,  
Carmen Grosu

Sef serviciu buget-contabilitate,  
Poiana Simona



Contul de executie al bugetului institutiilor publice la data de 31.03.2019  
sursa de finantare : 02

## Capitol 65.02

DENUMIREA INDICATORILOR	Cod indicator	Credite de angajament		Credite bugetare		Angajamente bugetare	Angajamente legale	Plăți efectuate	Angajamente legale de plătit	Cheltuieli efective
		aprobate la finele perioadei de raportare	trimestriale cumulate	aprobate la finele perioadei de raportare	trimestriale cumulate					
<b>TOTAL CHELTUIELI</b>	<b>00</b>	<b>103,761,990</b>	<b>103,761,990</b>	<b>19,532,850</b>	<b>3,195,351</b>	<b>3,448,909</b>	<b>3,447,836</b>	<b>3,195,351</b>	<b>252,485</b>	<b>3,724,396</b>
<b>CHELTUIELI CURENTE</b>	<b>01</b>	<b>78,259,980</b>	<b>78,259,980</b>	<b>15,238,000</b>	<b>3,187,267</b>	<b>3,412,980</b>	<b>3,412,978</b>	<b>3,187,267</b>	<b>225,711</b>	<b>3,595,603</b>
<b>TITLUL II BUNURI SI SERVICII</b>	<b>20</b>	<b>10,783,400</b>	<b>10,783,400</b>	<b>10,783,000</b>	<b>2,857,586</b>	<b>3,080,681</b>	<b>3,080,679</b>	<b>2,857,586</b>	<b>223,093</b>	<b>3,273,075</b>
Bunuri si servicii	20.01	8,805,950	8,805,950	8,805,550	2,682,932	2,900,473	2,900,471	2,682,932	217,539	2,927,914
Furnituri de birou	20.01.01	87,500	87,500	87,500	11,797	13,448	13,448	11,797	1,651	18,832
Materiale pentru curatenie	20.01.02	201,500	201,500	201,500	13,450	17,925	17,925	13,450	4,475	34,830
Incalzit, Iluminat si forta motrica	20.01.03	4,979,250	4,979,250	4,979,250	2,182,044	2,361,435	2,361,434	2,182,044	179,390	2,352,855
-incalzire-sistem centralizat (ENET)	20.01.03.01	3,872,750	3,872,750	3,872,750	1,701,587	1,877,620	1,877,620	1,701,587	176,033	1,869,244
-incalzire cu gaze (Distrigaz)	20.01.03.02	372,000	372,000	372,000	246,800	246,800	246,800	246,800	0	258,513
-incalzire cu combustibil solid	20.01.03.03	6,000	6,000	6,000	0	0	0	0	0	0
- energie electrica (ELECTRICA)	20.01.03.04	728,500	728,500	728,500	233,657	237,015	237,014	233,657	3,357	225,098
Apa, canal si salubritate	20.01.04	963,900	963,900	963,500	205,445	217,303	217,303	205,445	11,858	213,599
Carburanti si lubrifianti	20.01.05	78,000	78,000	78,000	9,515	12,460	12,460	9,515	2,945	17,829
Piese de schimb	20.01.06	21,000	21,000	21,000	334	334	334	334	0	394
Transport	20.01.07	202,200	202,200	202,200	22,978	23,212	23,212	22,978	234	22,978
Posta, telecomunicatii, radio, tv, internet	20.01.08	157,600	157,600	157,600	39,163	39,848	39,847	39,163	684	39,867
Materiale si prestari de servicii cu caracter functional	20.01.09	375,400	375,400	375,400	74,607	76,035	76,035	74,607	1,428	77,581
Alte bunuri si servicii pentru intretinere si functionare	20.01.30	1,739,600	1,739,600	1,739,600	123,599	138,473	138,473	123,599	14,874	149,149
Reparatii curente	20.02	650,000	650,000	650,000	66,098	66,780	66,780	66,098	682	75,327
Medicamente si materiale sanitare	20.04	70,400	70,400	70,400	4,388	6,675	6,675	4,388	2,287	10,110
Medicamente	20.04.01	5,000	5,000	5,000	0	0	0	0	0	0
Materiale sanitare	20.04.02	4,000	4,000	4,000	0	0	0	0	0	0
Reactivi	20.04.03	1,000	1,000	1,000	0	0	0	0	0	0
Dezinfectanti	20.04.04	60,400	60,400	60,400	4,388	6,675	6,675	4,388	2,287	10,110
Bunuri de natura obiectelor de inventar	20.05	268,600	268,600	268,600	11,579	11,579	11,579	11,579	0	110,411
Uniforme si echipament	20.05.01	3,000	3,000	3,000	0	0	0	0	0	2,146
Lenjerie si accesorii de pat	20.05.03	17,500	17,500	17,500	0	0	0	0	0	0
Alte obiecte de inventar	20.05.30	248,100	248,100	248,100	11,579	11,579	11,579	11,579	0	108,265
Deplasari, detasari, transferari	20.06	18,400	18,400	18,400	41	542	542	41	501	542
Deplasari interne, detasari, transferari	20.06.01	18,400	18,400	18,400	41	542	542	41	501	542
Materiale de laborator	20.09	24,000	24,000	24,000	0	0	0	0	0	0
Carti, publicatii si materiale documentare	20.11	39,400	39,400	41,400	0	1,106	1,106	0	1106	1,280
Consultanta si expertiza	20.12	2,000	2,000	0	0	0	0	0	0	0



Pregatire profesionala	20.13	31,150	31,150	31,150	1,544	1,894	1,894	1,544	350	1,894
Protectia muncii	20.14	49,000	49,000	49,000	0	0	0	0	0	2,608
Alte cheltuieli	20.30	824,500	824,500	824,500	91,004	91,632	91,632	91,004	628	142,989
Prime de asigurare non-viata	20.30.03	15,000	15,000	15,000	473	473	473	473	0	473
Chirii	20.30.04	210,000	210,000	210,000	33,600	33,600	33,600	33,600	0	33,600
Alte cheltuieli cu bunuri si servicii	20.30.30	599,500	599,500	599,500	56,931	57,559	57,559	56,931	628	108,916
<b>TITLUL VIII PROIECTE CU FINANTARE DIN FONDURI EXTERNE NERAMBURSABILE (FEN) POSTADERARE</b>	<b>56</b>	<b>0</b>	<b>0</b>	<b>0</b>	<b>0</b>	<b>0</b>	<b>0</b>	<b>0</b>	<b>0</b>	<b>81</b>
Programe din Fondul Social European	56.02	0	0	0	0	0	0	0	0	81
Finanțarea națională **)	56.02.01	0	0	0	0	0	0	0	0	81
<b>TITLUL IX ASISTENTA SOCIALA</b>	<b>57</b>	<b>1,465,000</b>	<b>1,465,000</b>	<b>1,465,000</b>	<b>316,024</b>	<b>318,642</b>	<b>318,642</b>	<b>316,024</b>	<b>2,618</b>	<b>305,072</b>
Ajutoare sociale	57.02	1,465,000	1,465,000	1,465,000	316,024	318,642	318,642	316,024	2,618	305,072
Ajutoare sociale in numerar	57.02.01	1,107,000	1,107,000	1,107,000	243,967	243,967	243,967	243,967	0	230,373
Ajutoare sociale in natura	57.02.02	318,000	318,000	318,000	66,757	69,375	69,375	66,757	2,618	69,399
Tichete de cresa si tichete sociale pentru gradinita	57.02.03	40,000	40,000	40,000	5,300	5,300	5,300	5,300	0	5,300
<b>TITLUL X PROIECTE CU FINANTARE DIN FONDURI EXTERNE NERAMBURSABILE AFERENTE CADRULUI FINANCIAR 2014-2020</b>	<b>58</b>	<b>65,011,580</b>	<b>65,011,580</b>	<b>1,990,000</b>	<b>0</b>	<b>0</b>	<b>0</b>	<b>0</b>	<b>0</b>	<b>0</b>
Programe din Fondul European de Dezvoltare Regionala (FEDR)	58.01	65,011,580	65,011,580	1,990,000	0	0	0	0	0	0
Finantarea nationala	58.01.01	10,875,480	10,875,480	298,500	0	0	0	0	0	0
Finantarea externa nerambursabila	58.01.02	54,136,100	54,136,100	1,691,500	0	0	0	0	0	0
<b>TITLUL XI ALTE CHELTUIELI</b>	<b>59</b>	<b>1,000,000</b>	<b>1,000,000</b>	<b>1,000,000</b>	<b>13,657</b>	<b>13,657</b>	<b>13,657</b>	<b>13,657</b>	<b>0</b>	<b>17,375</b>
Burse	59.01	1,000,000	1,000,000	1,000,000	13,657	13,657	13,657	13,657	0	17,375
<b>70. CHELTUIELI DE CAPITAL (70=71+72)</b>	<b>70</b>	<b>25,502,010</b>	<b>25,502,010</b>	<b>4,294,850</b>	<b>11,906</b>	<b>39,751</b>	<b>38,680</b>	<b>11,906</b>	<b>26,774</b>	<b>128,793</b>
<b>TITLUL XIII ACTIVE NEFINANCIARE</b>	<b>71</b>	<b>25,502,010</b>	<b>25,502,010</b>	<b>4,294,850</b>	<b>11,906</b>	<b>39,751</b>	<b>38,680</b>	<b>11,906</b>	<b>26,774</b>	<b>128,793</b>
Active fixe (inclusiv reparatii capitale)	71.01	25,502,010	25,502,010	4,294,850	11,906	39,751	38,680	11,906	26,774	128,793
Constructii	71.01.01	24,537,380	24,537,380	3,300,000	0	8,925	7,854	0	7854	3,517
Masini, echipamente si mijloace de transport	71.01.02	0	0	0	0	0	0	0	0	37,218
Mobilier, aparatura birotica si alte active corporale	71.01.03	118000	118000	118000	0	0	0	0	0	79,196
Alte active fixe (inclusiv reparatii capitale)	71.01.30	846,630	846,630	876,850	11,906	30,826	30,826	11,906	18,920	8,862
<b>TITLUL XIX PLATI EFECTUATE IN ANII PRECEDENTI SI RECUPERATE IN ANUL CURENT</b>	<b>85</b>	<b>0</b>	<b>0</b>	<b>0</b>	<b>-3,822</b>	<b>-3,822</b>	<b>-3,822</b>	<b>-3,822</b>	<b>0</b>	<b>0</b>
<b>Plati din anii precedenti recuperate in anul curent</b>	<b>84</b>	<b>0</b>	<b>0</b>	<b>0</b>	<b>0</b>	<b>0</b>	<b>0</b>	<b>0</b>	<b>0</b>	<b>0</b>
Plati din anii precedenti recuperate in anul curent	85.01	0	0	0	-3,822	-3,822	-3,822	-3,822	0	0
Plati efectuate in anii precedenti si recuperate in anul curent in sectiunea de functionare a bugetului local	85.01.01	0	0	0	-3,822	-3,822	-3,822	-3,822	0	0

PRIMAR,  
Cristi Valentin Misajia



DIRECTOR EXECUTIV,  
Carmen Grosu

Sef serviciu buget-contabilitate,  
Poieana Simona





Contul de executie al bugetului institutiilor publice la data de 31.03.2019  
sursa de finantare : 02

## Capitol 66.02

DENUMIREA INDICATORILOR	Cod indicator	Credite de angajament		Credite bugetare		Angajamente bugetare	Angajamente legale	Plăți efectuate	Angajamente legale de plătit	Cheltuieli efective
		aprobate la finele perioadei de raportare	trimestriale cumulate	aprobate la finele perioadei de raportare	trimestriale cumulate					
<b>TOTAL CHELTUIELI</b>	<b>00</b>	<b>8,937,500</b>	<b>8,937,500</b>	<b>8,834,450</b>	<b>1,435,640</b>	<b>7,518,297</b>	<b>7,518,297</b>	<b>1,435,640</b>	<b>6,082,657</b>	<b>1,426,797</b>
<b>CHELTUIELI CURENTE</b>	<b>01</b>	<b>7,645,000</b>	<b>7,645,000</b>	<b>7,645,000</b>	<b>1,413,049</b>	<b>7,492,257</b>	<b>7,492,257</b>	<b>1,413,049</b>	<b>6,079,208</b>	<b>1,423,732</b>
<b>TITLUL I CHELTUIELI DE PERSONAL</b>	<b>10</b>	<b>7,475,000</b>	<b>7,475,000</b>	<b>7,475,000</b>	<b>1,397,292</b>	<b>7,475,000</b>	<b>7,475,000</b>	<b>1,397,292</b>	<b>6,077,708</b>	<b>1,406,541</b>
Cheltuieli salariale in bani	10.01	7,308,000	7,308,000	7,308,000	1,366,786	7,308,000	7,308,000	1,366,786	5,941,214	1,375,783
Salarii de baza	10.01.01	5,953,000	5,953,000	5,953,000	1,210,396	5,953,000	5,953,000	1,210,396	4,742,604	1,215,025
Alte sporuri	10.01.06	867,000	867,000	867,000	156,390	867,000	867,000	156,390	710,610	160,758
Indemnizatie de hrana	10.01.17	488,000	488,000	488,000	0	488,000	488,000	0	488000	0
Contributii	10.03	167,000	167,000	167,000	30,506	167,000	167,000	30,506	136,494	30,758
Contributii fond de garantare	10.03.07	167,000	167,000	167,000	30,506	167,000	167,000	30,506	136,494	30,758
<b>TITLUL II BUNURI SI SERVICII</b>	<b>20</b>	<b>140,000</b>	<b>140,000</b>	<b>140,000</b>	<b>10,560</b>	<b>12,060</b>	<b>12,060</b>	<b>10,560</b>	<b>1,500</b>	<b>11,994</b>
Bunuri si servicii	20.01	63,000	63,000	63,000	8,873	10,373	10,373	8,873	1,500	10,372
Furnituri de birou	20.01.01	5,000	5,000	5,000	0	0	0	0	0	0
Materiale pentru curatenie	20.01.02	3,000	3,000	3,000	0	0	0	0	0	0
Alte bunuri si servicii pentru intretinere si functionare	20.01.30	55,000	55,000	55,000	8,873	10,373	10,373	8,873	1,500	10,372
Medicamente si materiale sanitare	20.04	68,000	68,000	68,000	1,622	1,622	1,622	1,622	0	1,622
Medicamente	20.04.01	22,000	22,000	22,000	0	0	0	0	0	0
Materiale sanitare	20.04.02	36,000	36,000	36,000	0	0	0	0	0	0
Dezinfectanti	20.04.04	10,000	10,000	10,000	1,622	1,622	1,622	1,622	0	1,622
Bunuri de natura obiectelor de inventar	20.05	5,000	5,000	5,000	65	65	65	65	0	0
Alte obiecte de inventar	20.05.30	5,000	5,000	5,000	65	65	65	65	0	0
Pregatire profesionala	20.13	1,000	1,000	1,000	0	0	0	0	0	0
Protectia muncii	20.14	3,000	3,000	3,000	0	0	0	0	0	0
<b>TITLUL IX ASISTENTA SOCIALA</b>	<b>57</b>	<b>30,000</b>	<b>30,000</b>	<b>30,000</b>	<b>5,197</b>	<b>5,197</b>	<b>5,197</b>	<b>5,197</b>	<b>0</b>	<b>5,197</b>
Ajutoare sociale	57.02	30,000	30,000	30,000	5,197	5,197	5,197	5,197	0	5,197
Ajutoare sociale in natura	57.02.02	30,000	30,000	30,000	5,197	5,197	5,197	5,197	0	5,197
<b>70. CHELTUIELI DE CAPITAL (70=71+72)</b>	<b>70</b>	<b>1,292,500</b>	<b>1,292,500</b>	<b>1,189,450</b>	<b>22,591</b>	<b>26,040</b>	<b>26,040</b>	<b>22,591</b>	<b>3,449</b>	<b>3,065</b>
<b>TITLUL XIII ACTIVE NEFINANCIARE</b>	<b>71</b>	<b>1,292,500</b>	<b>1,292,500</b>	<b>1,189,450</b>	<b>22,591</b>	<b>26,040</b>	<b>26,040</b>	<b>22,591</b>	<b>3,449</b>	<b>3,065</b>
Active fixe (inclusiv reparatii capitale)	71.01	1,292,500	1,292,500	1,189,450	22,591	26,040	26,040	22,591	3,449	3,065
Constructii	71.01.01	1,231,000	1,231,000	1,105,450	0	3,449	3,449	0	3449	0
Masini, echipamente si mijloace de transport	71.01.02	60,000	60,000	60000	0	0	0	0	0	3,065
Alte active fixe (inclusiv reparatii capitale)	71.01.30	1,500	1,500	24,000	22,591	22,591	22,591	22,591	0	0

PRIMAR,  
Cristi Valentin Misala



DIRECTOR EXECUTIV,  
Carmen Grosu

Sef serviciu buget-contabilitate,  
Poiana Simona





Contul de executie al bugetului institutiilor publice la data de 31.03.2019  
sursa de finantare : 02

## Capitol 67.02

DENUMIREA INDICATORILOR	Cod indicator	Credite de angajament		Credite bugetare		Angajamente bugetare	Angajamente legale	Plăți efectuate	Angajamente legale de plătit	Cheltuieli efective
		aprobate la finele perioadei de raportare	trimestriale cumulate	aprobate la finele perioadei de raportare	trimestriale cumulate					
<b>TOTAL CHELTUIELI</b>	<b>00</b>	<b>46,414,540</b>	<b>46,414,540</b>	<b>28,448,070</b>	<b>4,928,788</b>	<b>7,500,454</b>	<b>7,494,153</b>	<b>4,928,788</b>	<b>2,565,365</b>	<b>5,003,308</b>
<b>CHELTUIELI CURENTE</b>	<b>01</b>	<b>21,833,000</b>	<b>21,833,000</b>	<b>21,833,000</b>	<b>4,860,271</b>	<b>4,880,931</b>	<b>4,880,631</b>	<b>4,860,271</b>	<b>20,360</b>	<b>4,964,727</b>
<b>TITLUL I CHELTUIELI DE PERSONAL</b>	<b>10</b>	<b>3,400,000</b>	<b>3,400,000</b>	<b>3,400,000</b>	<b>864,010</b>	<b>864,010</b>	<b>864,010</b>	<b>864,010</b>	<b>0</b>	<b>924,785</b>
Cheltuieli salariale in bani	10.01	3,321,000	3,321,000	3,321,000	845,012	845,012	845,012	845,012	0	904,345
Salarii de baza	10.01.01	3,109,000	3,109,000	3,109,000	840,908	840,908	840,908	840,908	0	900,314
Alte sporuri	10.01.06	24,200	24,200	24,200	4,104	4,104	4,104	4,104	0	4,031
Indemnizatie de hrana	10.01.17	187,800	187,800	187,800	0	0	0	0	0	0
Contributii	10.03	79,000	79,000	79,000	18,998	18,998	18,998	18,998	0	20,440
Contributii la Fd. de garantare a creantelor salariale	10.03.07	79,000	79,000	79,000	18,998	18,998	18,998	18,998	0	20,440
<b>TITLUL II BUNURI SI SERVICII</b>	<b>20</b>	<b>4,903,000</b>	<b>4,903,000</b>	<b>4,903,000</b>	<b>381,217</b>	<b>401,877</b>	<b>401,577</b>	<b>381,217</b>	<b>20,360</b>	<b>425,060</b>
Bunuri si servicii	20.01	1,775,000	1,775,000	1,775,000	85,266	103,763	103,763	85,266	18,497	139,472
Furnituri de birou	20.01.01	1,000	1,000	1,000	0	0	0	0	0	0
Materiale pentru curatenie	20.01.02	3,000	3,000	3,000	217	585	585	217	368	1,323
Incalzit, Iluminat si forta motrica	20.01.03	55,000	55,000	55,000	22,939	29,240	29,240	22,939	6,301	29,240
- energie electrica (ELECTRICA)	20.01.03.04	55,000	55,000	55,000	22,939	29,240	29,240	22,939	6,301	29,240
Apa, canal si salubritate	20.01.04	270,000	270,000	270,000	48,326	48,326	48,326	48,326	0	48,326
Carburanti si lubrifianti	20.01.05	30,000	30,000	30,000	1,489	2,470	2,470	1,489	981	2,398
Piese de schimb	20.01.06	11,000	11,000	11,000	242	1,463	1,463	242	1221	1,463
Materiale si prestari de servicii cu caracter functional	20.01.09	1,365,000	1,365,000	1,365,000	6,798	13,745	13,745	6,798	6,947	43,871
Alte bunuri si servicii pentru intretinere si functionare	20.01.30	40,000	40,000	40,000	5,255	7,934	7,934	5,255	2,679	12,851
Bunuri de natura obiectelor de inventar	20.05	30,000	30,000	30,000	8,515	10,220	10,220	8,515	1,705	0
Uniforme si echipament	20.05.01	10,000	10,000	10,000	2,713	2,713	2,713	2,713	0	0
Alte obiecte de inventar	20.05.30	20,000	20,000	20,000	5,802	7,507	7,507	5,802	1,705	0
Protectia muncii	20.14	6,000	6,000	6,000	1,444	1,602	1,602	1,444	158	1,602
Contributii ale administratiei publice locale la realizarea unor lucrari si servicii de interes public local, in baza unor conventii sau contracte de asociere	20.19	2,200,000	2,200,000	2,200,000	0	0	0	0	0	0
Alte cheltuieli	20.30	892,000	892,000	892,000	285,992	286,292	285,992	285,992	0	283,986
Alte cheltuieli cu bunuri si servicii	20.30.30	892,000	892,000	892,000	285,992	286,292	285,992	285,992	0	283,986
<b>TITLUL VI TRANSFERURI INTRE UNITATI ALE ADMINISTRATIEI PUBLICE</b>	<b>51</b>	<b>13,470,000</b>	<b>13,470,000</b>	<b>13,470,000</b>	<b>3,601,000</b>	<b>3,601,000</b>	<b>3,601,000</b>	<b>3,601,000</b>	<b>0</b>	<b>3,601,000</b>
Transferuri curente	51.01	13,445,000	13,445,000	13,445,000	3,601,000	3,601,000	3,601,000	3,601,000	0	3,601,000
Transferuri catre institutii publice	51.01.01	13,445,000	13,445,000	13,445,000	3,601,000	3,601,000	3,601,000	3,601,000	0	3,601,000
Transferuri de capital	51.02	25000	25000	25000	0	0	0	0	0	0



Alte transferuri de capital catre institutii publice	51.02.29	25000	25000	25000	0	0	0	0	0	0
<b>TITLUL XI ALTE CHELTUIELI</b>	<b>59</b>	<b>60,000</b>	<b>60,000</b>	<b>60,000</b>	<b>14,044</b>	<b>14,044</b>	<b>14,044</b>	<b>14,044</b>	<b>0</b>	<b>13,882</b>
Programe pentru tineret	59.08	20,000	20,000	20,000	3,945	3,945	3,945	3,945	0	3,046
Sume af pers hand neincadrate	59.40	40,000	40,000	40,000	10,099	10,099	10,099	10,099	0	10,836
<b>70. CHELTUIELI DE CAPITAL (70=71+72)</b>	<b>70</b>	<b>24,581,540</b>	<b>24,581,540</b>	<b>6,615,070</b>	<b>72,232</b>	<b>2,623,238</b>	<b>2,617,237</b>	<b>72,232</b>	<b>2,545,005</b>	<b>38,581</b>
<b>TITLUL XIII ACTIVE NEFINANCIARE</b>	<b>71</b>	<b>24,581,540</b>	<b>24,581,540</b>	<b>6,615,070</b>	<b>72,232</b>	<b>2,623,238</b>	<b>2,617,237</b>	<b>72,232</b>	<b>2,545,005</b>	<b>38,581</b>
Active fixe (inclusiv reparatii capitale)	71.01	24,581,540	24,581,540	6,615,070	72,232	2,623,238	2,617,237	72,232	2,545,005	38,581
Constructii	71.01.01	23,368,110	23,368,110	5,476,190	3,055	2,451,126	2,445,125	3,055	2,442,070	8,814
Masini, echipamente si mijloace de transport	71.01.02	0	0	0	0	0	0	0	0	27,045
Mobilier, aparatura birotica si alte active corporale	71.01.03	56,880	56,880	56,880	56,781	56,781	56,781	56,781	0	0
Alte active fixe (inclusiv reparatii capitale)	71.01.30	1,156,550	1,156,550	1,082,000	12,396	115,331	115,331	12,396	102,935	2,722
<b>TITLUL XIX PLATI EFECTUATE IN ANII PRECEDENTI SI RECUPERATE IN ANUL CURENT</b>	<b>85</b>	<b>0</b>	<b>0</b>	<b>0</b>	<b>-3,715</b>	<b>-3,715</b>	<b>-3,715</b>	<b>-3,715</b>	<b>0</b>	<b>0</b>
Plati efectuate in anii precedenti si recuperate in anul curent	85.01	0	0	0	-3,715	-3,715	-3,715	-3,715	0	0
Plati efectuate in anii precedenti si recuperate in anul curent in sectiunea de functionare a bugetului local	85.01.01	0	0	0	-3,715	-3,715	-3,715	-3,715	0	0

PRIMAR,  
Cristi Valentin Misaila



DIRECTOR EXECUTIV,  
Carmen Grosu



Sef serviciu buget-contabilitate,  
Poiana Simona



**Contul de executie al bugetului institutiilor publice la data de 31.03.2019**  
**sursa de finantare : 02**

**Capitol 68.02**

DENUMIREA INDICATORILOR	Cod indicator	Credite de angajament		Credite bugetare		Angajamente bugetare	Angajamente legale	Plăți efectuate	Angajamente legale de plătit	Cheltuieli efective
		aprobat la finele perioadei de raportare	trimestriale cumulate	aprobat la finele perioadei de raportare	trimestriale cumulate					
<b>TOTAL CHELTUIELI</b>	<b>00</b>	<b>31,455,010</b>	<b>31,455,010</b>	<b>27,101,740</b>	<b>7,625,809</b>	<b>21,312,440</b>	<b>21,311,366</b>	<b>7,625,809</b>	<b>13,685,557</b>	<b>8,182,799</b>
<b>CHELTUIELI CURENTE</b>	<b>01</b>	<b>30,428,270</b>	<b>30,428,270</b>	<b>27,000,000</b>	<b>7,636,419</b>	<b>21,323,050</b>	<b>21,321,976</b>	<b>7,636,419</b>	<b>13,685,557</b>	<b>8,160,572</b>
<b>TITLUL I CHELTUIELI DE PERSONAL</b>	<b>10</b>	<b>16,342,000</b>	<b>16,342,000</b>	<b>16,342,000</b>	<b>4,862,762</b>	<b>14,075,736</b>	<b>14,075,736</b>	<b>4,862,762</b>	<b>9,212,974</b>	<b>5,240,664</b>
Cheltuieli salariale in bani	10.01	15,986,000	15,986,000	15,986,000	4,765,659	13,761,736	13,761,736	4,765,659	8,996,077	5,137,736
Salarii de baza	10.01.01	14,257,000	14,257,000	14,257,000	4,670,523	13,129,517	13,129,517	4,670,523	8,458,994	5,075,335
Sporuri pentru conditii de munca	10.01.05	283,000	283,000	283,000	53,399	199,219	199,219	53,399	145,820	41,206
Alte sporuri	10.01.06	288,000	288,000	288,000	33,225	288,000	288,000	33,225	254,775	12,997
Indemnizatii platite unor persoane din afara unitatii	10.01.12	1,000	1,000	1,000	570	1,000	1,000	570	430	380
Indemnizatii de delegare	10.01.13	1,000	1,000	1,000	0	0	0	0	0	0
Indemnizatie de hrana	10.01.17	1,120,000	1,120,000	1,120,000	0	108,000	108,000	0	108000	0
Alte drepturi salariale in bani	10.01.30	36,000	36,000	36,000	7,942	36,000	36,000	7,942	28,058	7,818
Contributii	10.03	356,000	356,000	356,000	97,103	314,000	314,000	97,103	216,897	102,928
Contributii fond de garantare	10.03.07	356,000	356,000	356,000	97,103	314,000	314,000	97,103	216,897	102,928
<b>TITLUL II BUNURI SI SERVICII</b>	<b>20</b>	<b>2,732,000</b>	<b>2,732,000</b>	<b>2,732,000</b>	<b>683,425</b>	<b>746,002</b>	<b>744,928</b>	<b>683,425</b>	<b>61,503</b>	<b>759,023</b>
Bunuri si servicii	20.01	636,000	636,000	636,000	210,293	226,058	225,337	210,293	15,044	227,986
Furnituri de birou	20.01.01	12,000	12,000	12,000	914	914	914	914	0	3,292
Materiale pentru curatenie	20.01.02	34,000	34,000	34,000	3,717	5,163	5,163	3,717	1,446	8,739
Incalzit, Iluminat si forta motrica	20.01.03	269,500	269,500	269,500	123,347	123,347	123,347	123,347	0	110,041
Incalzire Enet	20.01.03.01	160,000	160,000	160,000	78,431	78,431	78,431	78,431	0	78,431
Incalzire Distrigaz	20.01.03.02	55,000	55,000	55,000	29,723	29,723	29,723	29,723	0	20,405
Energie electrica(Electrica)	20.01.03.04	54,500	54,500	54,500	15,193	15,193	15,193	15,193	0	11,205
Apa, canal si salubritate	20.01.04	72,000	72,000	72,000	16,085	16,085	16,085	16,085	0	14,321
Carburanti si lubrifianti	20.01.05	11,000	11,000	11,000	47	47	47	47	0	3,050
Piese de schimb	20.01.06	3,000	3,000	3,000	0	0	0	0	0	0
Posta, telecomunicatii, radio, tv, internet	20.01.08	20,600	20,600	20,600	7,014	7,258	7,014	7,014	0	6,690
Materiale si prestari de servicii cu caracter functional	20.01.09	18,000	18,000	18,000	1,664	1,664	1,664	1,664	0	2,038
Alte bunuri si servicii pentru intretinere si functionare	20.01.30	195,900	195,900	195,900	57,505	71,580	71,103	57,505	13,598	79,815
Reparatii curente	20.02	19,000	19,000	19,000	2,062	2,062	2,062	2,062	0	2,062
Hrana	20.03	1,513,000	1,513,000	1,513,000	324,475	368,890	368,537	324,475	44,062	383,720
Hrana pentru oameni	20.03.01	1,513,000	1,513,000	1,513,000	324,475	368,890	368,537	324,475	44,062	383,720
Medicamente si materiale sanitare	20.04	14,000	14,000	14,000	2,808	5,205	5,205	2,808	2,397	3,031
Medicamente	20.04.01	6,000	6,000	6,000	0	1,923	1,923	0	1923	1,073
Materiale sanitare	20.04.02	3,000	3,000	3,000	920	1,168	1,168	920	248	1,288
Dezinfectanti	20.04.04	5,000	5,000	5,000	1,888	2,114	2,114	1,888	226	670



Bunuri de natura obiectelor de inventar	20.05	11,000	11,000	11,000	1,563	1,563	1,563	1,563	0	0
Uniforme si echipament	20.05.01	4,100	4,100	4,100	1,019	1,019	1,019	1,019	0	0
Alte obiecte de inventar	20.05.30	6,900	6,900	6,900	544	544	544	544	0	0
Deplasari, detasari, transferari	20.06	1,000	1,000	1,000	170	170	170	170	0	170
Deplasari interne, detasari, transferari	20.06.01	1,000	1,000	1,000	170	170	170	170	0	170
Carti, publicatii si materiale documentare	20.11	1,000	1,000	1,000	0	0	0	0	0	0
Pregatire profesionala	20.13	3,000	3,000	3,000	0	0	0	0	0	0
Protectia muncii	20.14	5,000	5,000	5,000	0	0	0	0	0	0
Contributii ale administratiei publice locale la realizarea unor lucrari si servicii de interes public local, in baza unor conventii sau contracte de asociere	20.19	500,000	500,000	500,000	142,054	142,054	142,054	142,054	0	142,054
Alte cheltuieli	20.30	29,000	29,000	29,000	0	0	0	0	0	0
Reclama si publicitate	20.30.01	2,000	2,000	2,000	0	0	0	0	0	0
Prime de asigurare non-viata	20.30.03	7,000	7,000	7,000	0	0	0	0	0	0
Alte cheltuieli cu bunuri si servicii	20.30.30	20,000	20,000	20,000	0	0	0	0	0	0
<b>TITLUL IX ASISTENTA SOCIALA</b>	<b>57</b>	<b>7,326,000</b>	<b>7,326,000</b>	<b>7,326,000</b>	<b>2,021,184</b>	<b>6,432,264</b>	<b>6,432,264</b>	<b>2,021,184</b>	<b>4,411,080</b>	<b>2,089,439</b>
Ajutoare sociale	57.02	7,326,000	7,326,000	7,326,000	2,021,184	6,432,264	6,432,264	2,021,184	4,411,080	2,089,439
Ajutoare sociale in numerar	57.02.01	4,206,000	4,206,000	4,206,000	1,293,167	4,206,000	4,206,000	1,293,167	2,912,833	1,335,994
Ajutoare sociale in natura	57.02.02	2,680,000	2,680,000	2,680,000	668,017	1,786,264	1,786,264	668,017	1,118,247	668,017
Tichete cadou acordate pentru cheltuieli sociale	57.02.04	440,000	440,000	440,000	60,000	440,000	440,000	60,000	380,000	85,428
<b>TITLUL X PROIECTE CU FINANTARE DIN FONDURI EXTERNE NERAMBURSABILE AFERENTE CADRULUI FINANCIAR 2014-2020</b>	<b>58</b>	<b>3,448,270</b>	<b>3,448,270</b>	<b>20,000</b>	<b>0</b>	<b>0</b>	<b>0</b>	<b>0</b>	<b>0</b>	<b>0</b>
Programe din Fondul European de Dezvoltare Regionala (FEDR)	58.01	3,448,270	3,448,270	20,000	0	0	0	0	0	0
Finantarea nationala	58.01.01	517,240	517,240	3,000	0	0	0	0	0	0
Finantarea externa nerambursabila	58.01.02	2,931,030	2,931,030	17,000	0	0	0	0	0	0
<b>TITLUL XI ALTE CHELTUIELI</b>	<b>59</b>	<b>580,000</b>	<b>580,000</b>	<b>580,000</b>	<b>69,048</b>	<b>69,048</b>	<b>69,048</b>	<b>69,048</b>	<b>0</b>	<b>71,446</b>
Sume afer pers hand neincadrate	59.40	580,000	580,000	580,000	69,048	69,048	69,048	69,048	0	71,446
<b>70. CHELTUIELI DE CAPITAL (70=71+72)</b>	<b>70</b>	<b>1,026,740</b>	<b>1,026,740</b>	<b>101,740</b>	<b>0</b>	<b>0</b>	<b>0</b>	<b>0</b>	<b>0</b>	<b>22,227</b>
<b>TITLUL XIII ACTIVE NEFINANCIARE</b>	<b>71</b>	<b>1,026,740</b>	<b>1,026,740</b>	<b>101,740</b>	<b>0</b>	<b>0</b>	<b>0</b>	<b>0</b>	<b>0</b>	<b>22,227</b>
Active fixe (inclusiv reparatii capitale)	71.01	1,026,740	1,026,740	101,740	0	0	0	0	0	22,227
Constructii	71.01.01	925,000	925,000	0	0	0	0	0	0	1,978
Masini, echipamente si mijloace de transport	71.01.02	9740	9740	9,740	0	0	0	0	0	13,101
Mobilier, aparatura birotica si alte active corporale	71.01.03	0	0	0	0	0	0	0	0	6,141
Alte active fixe (iunclusiv reparatii capitale)	71.01.30	92,000	92,000	92,000	0	0	0	0	0	1,007
<b>TITLUL XIX PLATI EFECTUATE IN ANII PRECEDENTI SI RECUPERATE IN ANUL CURENT</b>	<b>85</b>	<b>0</b>	<b>0</b>	<b>0</b>	<b>-10,610</b>	<b>-10,610</b>	<b>-10,610</b>	<b>-10,610</b>	<b>0</b>	<b>0</b>
Plati efectuate in anii precedenti si recuperate in anul curent	85.01	0	0	0	-10,610	-10,610	-10,610	-10,610	0	0
Plati efectuate in anii precedenti si recuperate in anul curent in sectiunea de functionare a bugetului local	85.01.01	0	0	0	-10,610	-10,610	-10,610	-10,610	0	0

PRIMAR,  
Cristi Valentin Misaila



DIRECTOR EXECUTIV,  
Carmen Grosu

Sef serviciu buget-contabilitate,  
Poiana Simona





Contul de executie al bugetului institutiilor publice la data de 31.03.2019  
sursa de finantare : 02

## Capitol 70.02

DENUMIREA INDICATORILOR	Cod indicator	Credite de angajament		Credite bugetare		Angajamente bugetare	Angajamente legale	Plăți efectuate	Angajamente legale de plătit	Cheltuieli efective
		aprobate la finele perioadei de raportare	trimestriale cumulate	aprobate la finele perioadei de raportare	trimestriale cumulate					
<b>TOTAL CHELTUIELI</b>	<b>00</b>	<b>53,420,320</b>	<b>53,420,320</b>	<b>20,488,720</b>	<b>3,188,015</b>	<b>4,287,243</b>	<b>4,218,747</b>	<b>3,188,016</b>	<b>1,030,731</b>	<b>4,851,243</b>
<b>CHELTUIELI CURENTE</b>	<b>01</b>	<b>43,630,060</b>	<b>43,630,060</b>	<b>14,761,000</b>	<b>3,128,819</b>	<b>3,893,155</b>	<b>3,827,396</b>	<b>3,128,820</b>	<b>698,576</b>	<b>3,116,256</b>
<b>TITLUL I CHELTUIELI DE PERSONAL</b>	<b>10</b>	<b>5,450,000</b>	<b>5,450,000</b>	<b>5,450,000</b>	<b>1,356,204</b>	<b>1,356,204</b>	<b>1,356,204</b>	<b>1,356,204</b>	<b>0</b>	<b>1,427,246</b>
Cheltuieli salariale in bani	10.01	5,324,000	5,324,000	5,324,000	1,326,594	1,326,594	1,326,594	1,326,594	0	1,395,903
Salarii de baza	10.01.01	4,934,000	4,934,000	4,934,000	1,305,290	1,305,290	1,305,290	1,305,290	0	1,373,728
Sporuri pentru conditii de munca	10.01.05	4,000	4,000	4,000	829	829	829	829	0	885
Alte sporuri	10.01.06	96,000	96,000	96,000	20,475	20,475	20,475	20,475	0	21,290
Indemnizatie de hrana	10.01.17	290,000	290,000	290,000	0	0	0	0	0	0
Contributii	10.03	126,000	126,000	126,000	29,610	29,610	29,610	29,610	0	31,343
Contributii la Fd. de garantare a creantelor salariale	10.03.07	126,000	126,000	126,000	29,610	29,610	29,610	29,610	0	31,343
<b>TITLUL II BUNURI SI SERVICII</b>	<b>20</b>	<b>7,134,000</b>	<b>7,134,000</b>	<b>7,134,000</b>	<b>1,750,969</b>	<b>2,515,305</b>	<b>2,449,546</b>	<b>1,750,970</b>	<b>698,576</b>	<b>1,675,357</b>
Bunuri si servicii	20.01	6,404,000	6,404,000	6,404,000	1,580,075	2,239,154	2,194,610	1,580,076	614,534	1,499,175
Furnituri de birou	20.01.01	3,000	3,000	3,000	445	445	445	445	0	445
Materiale pentru curatenie	20.01.02	5,000	5,000	5,000	251	251	251	251	0	703
Incalzit, Iluminat si forta motrica	20.01.03	2,898,000	2,898,000	2,898,000	1,122,870	1,132,346	1,132,346	1,122,870	9,476	864,422
-incalzire-sistem centralizat (ENET)	20.01.03.01	27,000	27,000	27,000	8,502	8,729	8,729	8,502	227	7,954
-incalzire cu gaze (Distrigaz)	20.01.03.02	75,000	75,000	75,000	46,993	46,993	46,993	46,993	0	46,993
- energie electrica (ELECTRICA)	20.01.03.04	2,796,000	2,796,000	2,796,000	1,067,375	1,076,624	1,076,624	1,067,375	9,249	809,475
Apa, canal si salubritate	20.01.04	199,000	199,000	199,000	29,159	29,296	29,296	29,159	137	29,296
Carburanti si lubrifianti	20.01.05	270,000	270,000	270,000	46,812	71,586	71,586	46,812	24,774	73,801
Piese de schimb	20.01.06	35,000	35,000	35,000	4,715	4,715	4,715	4,715	0	5,986
Posta, telecomunicatii, radio, tv, internet	20.01.08	30,000	30,000	30,000	8,201	10,239	10,239	8,201	2,038	8,246
Materiale si prestari de servicii cu caracter functional	20.01.09	2,573,000	2,573,000	2,573,000	279,210	732,133	703,942	279,210	424,732	429,852
Alte bunuri si servicii pentru intretinere si functionare	20.01.30	391,000	391,000	391,000	88,412	258,143	241,790	88,413	153,377	86,424
Reparatii curente	20.02	162,000	162,000	162,000	12,297	70,907	52,072	12,297	39,775	8,651
Hrana	20.03	33,000	33,000	33,000	3,492	3,492	3,492	3,492	0	6,939
Hrana pentru animale	20.03.02	33,000	33,000	33,000	3,492	3,492	3,492	3,492	0	6,939
Medicamente si materiale sanitare	20.04	20,000	20,000	20,000	1,393	2,329	2,329	1,393	936	4,265
Medicamente	20.04.01	10,000	10,000	10,000	1,222	1,222	1,222	1,222	0	2,947
Materiale sanitare	20.04.02	5,000	5,000	5,000	171	1,107	1,107	171	936	1,064
Dezinfectanti	20.04.04	5,000	5,000	5,000	0	0	0	0	0	254
Bunuri de natura obiectelor de inventar	20.05	66,000	66,000	66,000	3,090	4,742	4,742	3,090	1,652	0
Uniforme si echipament	20.05.01	6,000	6,000	6,000	0	0	0	0	0	0
Alte obiecte de inventar	20.05.30	60,000	60,000	60,000	3,090	4,742	4,742	3,090	1,652	0



Pregatire profesionala	20.13	3,000	3,000	3,000	2,954	2,954	2,954	2,954	0	2,954
Protectia muncii	20.14	10,000	10,000	10,000	1,553	1,871	1,871	1,553	318	1,871
Alte cheltuieli	20.30	436,000	436,000	436,000	146,115	189,856	187,476	146,115	41,361	151,502
Prime de asigurare non-viata	20.30.03	66,000	66,000	66,000	12,360	47,979	47,979	12,360	35,619	12,360
Chirii	20.30.04	70,000	70,000	70,000	11,294	16,941	16,941	11,294	5,647	16,941
Alte cheltuieli cu bunuri si servicii	20.30.30	300,000	300,000	300,000	122,461	124,936	122,556	122,461	95	122,201
<b>TITLUL VII ALTE TRANSFERURI</b>	<b>55</b>	<b>27,000</b>	<b>27,000</b>	<b>27,000</b>	<b>9,000</b>	<b>9,000</b>	<b>9,000</b>	<b>9,000</b>	<b>0</b>	<b>0</b>
A. Transferuri interne.	55.01	27,000	27,000	27,000	9,000	9,000	9,000	9,000	0	0
Alte transferuri curente interne	55.01.18	27,000	27,000	27,000	9,000	9,000	9,000	9,000	0	0
<b>TITLUL VIII PROIECTE CU FINANTARE DIN FONDURI EXTERNE NERAMBURSABILE (FEN) POSTADERARE</b>	<b>56</b>	<b>0</b>	<b>0</b>	<b>0</b>	<b>0</b>	<b>0</b>	<b>0</b>	<b>0</b>	<b>0</b>	<b>186</b>
Prgrame din Fondul European de Dezvoltare Regionala (FEDR)	56.01	0	0	0	0	0	0	0	0	186
Finantare nationala	56.01.01	0	0	0	0	0	0	0	0	18
Finantare de la Uniunea Europeana	56.01.02	0	0	0	0	0	0	0	0	168
<b>TITLUL X PROIECTE CU FINANTARE DIN FONDURI EXTERNE NERAMBURSABILE AFERENTE CADRULUI FINANCIAR 2014-2020</b>	<b>58</b>	<b>30,969,060</b>	<b>30,969,060</b>	<b>2,100,000</b>	<b>0</b>	<b>0</b>	<b>0</b>	<b>0</b>	<b>0</b>	<b>0</b>
Programe din Fondul European de Dezvoltare Regionala (FEDR)	58.01	30,969,060	30,969,060	2,100,000	0	0	0	0	0	0
Finantarea nationala	58.01.01	9,516,650	9,516,650	340,000	0	0	0	0	0	0
Finantarea externa nerambursabila	58.01.02	21,452,410	21,452,410	1,760,000	0	0	0	0	0	0
<b>TITLUL XI ALTE CHELTUIELI</b>	<b>59</b>	<b>50,000</b>	<b>50,000</b>	<b>50,000</b>	<b>12,646</b>	<b>12,646</b>	<b>12,646</b>	<b>12,646</b>	<b>0</b>	<b>13,467</b>
Sume af pers hand neincadrate	59.40	50,000	50,000	50,000	12,646	12,646	12,646	12,646	0	13,467
<b>70. CHELTUIELI DE CAPITAL (70=71+72)</b>	<b>70</b>	<b>9,790,260</b>	<b>9,790,260</b>	<b>5,727,720</b>	<b>72,954</b>	<b>407,846</b>	<b>405,109</b>	<b>72,954</b>	<b>332,155</b>	<b>1,734,987</b>
<b>TITLUL XIII ACTIVE NEFINANCIARE</b>	<b>71</b>	<b>9,790,260</b>	<b>9,790,260</b>	<b>5,727,720</b>	<b>72,954</b>	<b>407,846</b>	<b>405,109</b>	<b>72,954</b>	<b>332,155</b>	<b>1,734,987</b>
Active fixe (inclusiv reparatii capitale)	71.01	9,790,260	9,790,260	5,727,720	72,954	407,846	405,109	72,954	332,155	1,734,987
Constructii	71.01.01	6,997,880	6,997,880	2,830,620	36,797	43,937	43,937	36,797	7,140	1,546,502
Masini, echipamente si mijloace de transport	71.01.02	24,000	24,000	24,000	0	0	0	0	0	148,358
Mobilier, aparatura birotica si alte active corporale	71.01.03	58,000	58,000	58,000	0	0	0	0	0	29,928
Alte active fixe (inclusiv reparatii capitale)	71.01.30	2,710,380	2,710,380	2,815,100	36,157	363,909	361,172	36,157	325,015	10,199
<b>TITLUL XIX PLATI EFECTUATE IN ANII PRECEDENTI SI RECUPERATE IN ANUL CURENT</b>	<b>85</b>	<b>0</b>	<b>0</b>	<b>0</b>	<b>-13,758</b>	<b>-13,758</b>	<b>-13,758</b>	<b>-13,758</b>	<b>0</b>	<b>0</b>
Plati efectuate in anii precedenti si recuperate in anul curent	85.01	0	0	0	-13,758	-13,758	-13,758	-13,758	0	0
Plati efectuate in anii precedenti si recuperate in anul curent in sectiunea de functionare a bugetului local	85.01.01	0	0	0	-5,654	-5,654	-5,654	-5,654	0	0
Plati efectuate in anii precedenti si recuperate in anul curent ?n sectiunea de dezvoltare a bugetului local	85.01.02	0	0	0	-8,104	-8,104	-8,104	-8,104	0	0

PRIMAR,  
Cristi Valentin Misaila



DIRECTOR EXECUTIV,  
Carmen Grosu

Sef serviciu buget-contabilitate,  
Poiana Simona



Contul de executie al bugetului institutiilor publice la data de 31.03.2019  
sursa de finantare : 02

## Capitol 74.02

DENUMIREA INDICATORILOR	Cod indicator	Credite de angajament		Credite bugetare		Angajamente bugetare	Angajamente legale	Plăți efectuate	Angajamente legale de plătit	Cheltuieli efective
		aprobate la finele perioadei de raportare	trimestriale cumulate	aprobate la finele perioadei de raportare	trimestriale cumulate					
<b>TOTAL CHELTUIELI</b>	<b>00</b>	<b>7,698,400</b>	<b>7,698,400</b>	<b>7,698,400</b>	<b>1,751,039</b>	<b>1,862,551</b>	<b>1,862,551</b>	<b>1,751,039</b>	<b>111,512</b>	<b>1,895,294</b>
<b>CHELTUIELI CURENTE</b>	<b>01</b>	<b>7,395,000</b>	<b>7,395,000</b>	<b>7,395,000</b>	<b>1,751,039</b>	<b>1,862,551</b>	<b>1,862,551</b>	<b>1,751,039</b>	<b>111,512</b>	<b>1,873,458</b>
<b>TITLUL I CHELTUIELI DE PERSONAL</b>	<b>10</b>	<b>475,000</b>	<b>475,000</b>	<b>475,000</b>	<b>110,922</b>	<b>110,922</b>	<b>110,922</b>	<b>110,922</b>	<b>0</b>	<b>120,742</b>
Cheltuieli salariale in bani	10.01	462,000	462,000	462,000	108,481	108,481	108,481	108,481	0	118,021
Salarii de baza	10.01.01	414,000	414,000	414,000	104,573	104,573	104,573	104,573	0	112,961
Alte sporuri	10.01.06	24,000	24,000	24,000	3,908	3,908	3,908	3,908	0	5,060
Indemnizatie de hrana	10.01.17	24,000	24,000	24,000	0	0	0	0	0	0
Contributii	10.03	13,000	13,000	13,000	2,441	2,441	2,441	2,441	0	2,721
Contributii la Fd. de garantare a creantelor salariale	10.03.07	13,000	13,000	13,000	2,441	2,441	2,441	2,441	0	2,721
<b>TITLUL II BUNURI SI SERVICII</b>	<b>20</b>	<b>6,885,000</b>	<b>6,885,000</b>	<b>6,885,000</b>	<b>1,622,404</b>	<b>1,733,916</b>	<b>1,733,916</b>	<b>1,622,404</b>	<b>111,512</b>	<b>1,734,904</b>
Bunuri si servicii	20.01	6,214,000	6,214,000	6,214,000	1,620,309	1,730,326	1,730,326	1,620,309	110,017	1,731,835
Apa, canal si salubritate	20.01.04	6,100,000	6,100,000	6,100,000	1,617,978	1,726,489	1,726,489	1,617,978	108,511	1,726,489
Carburanti si lubrifianti	20.01.05	11,000	11,000	11,000	556	1,241	1,241	556	685	1,275
Piese de schimb	20.01.06	1,000	1,000	1,000	0	0	0	0	0	0
Materiale si prestari de servicii cu caracter functional	20.01.09	99,000	99,000	99,000	1,775	1,775	1,775	1,775	0	1,775
Alte bunuri si servicii pentru intretinere si functionare	20.01.30	3,000	3,000	3,000	0	821	821	0	821	2,296
Bunuri de natura obiectelor de inventar	20.05	7,000	7,000	7,000	0	521	521	0	521	0
Uniforme si echipament	20.05.01	3,000	3,000	3,000	0	0	0	0	0	0
Alte obiecte de inventar	20.05.30	4,000	4,000	4,000	0	521	521	0	521	0
Protectia muncii	20.14	1,000	1,000	1,000	147	147	147	147	0	147
Contributii ale administratiei publice locale la realizarea unor lucrari si servicii de interes public local, in baza unor conventii sau contracte de asociere	20.19	660,000	660,000	660,000	0	0	0	0	0	0
Alte cheltuieli	20.30	3,000	3,000	3,000	1,948	2,922	2,922	1,948	974	2,922
Chirii	20.30.04	3,000	3,000	3,000	1,948	2,922	2,922	1,948	974	2,922
<b>TITLUL VII ALTE TRANSFERURI</b>	<b>55</b>	<b>30,000</b>	<b>30,000</b>	<b>30,000</b>	<b>16,700</b>	<b>16,700</b>	<b>16,700</b>	<b>16,700</b>	<b>0</b>	<b>16,700</b>
A. Transferuri interne.	55.01	30,000	30,000	30,000	16,700	16,700	16,700	16,700	0	16,700
Alte transferuri curente interne	55.01.18	30,000	30,000	30,000	16,700	16,700	16,700	16,700	0	16,700
<b>TITLUL XI ALTE CHELTUIELI</b>	<b>59</b>	<b>5,000</b>	<b>5,000</b>	<b>5,000</b>	<b>1,013</b>	<b>1,013</b>	<b>1,013</b>	<b>1,013</b>	<b>0</b>	<b>1,112</b>
Sume af pers hand neincadrate	59.40	5,000	5,000	5,000	1,013	1,013	1,013	1,013	0	1,112



<b>70. CHELTUIELI DE CAPITAL (70=71+72)</b>	<b>70</b>	<b>303,400</b>	<b>303,400</b>	<b>303,400</b>	<b>0</b>	<b>0</b>	<b>0</b>	<b>0</b>	<b>0</b>	<b>21,836</b>
<b>TITLUL XIII ACTIVE NEFINANCIARE</b>	<b>71</b>	<b>303,400</b>	<b>303,400</b>	<b>303,400</b>	<b>0</b>	<b>0</b>	<b>0</b>	<b>0</b>	<b>0</b>	<b>21,836</b>
Active fixe (Inclusiv reparatii capitale)	71.01	303,400	303,400	303,400	0	0	0	0	0	21,836
Masini, echipamente si mijloace de transport	71.01.02	0	0	0	0	0	0	0	0	21,836
Alte active fixe (inclusiv reparatii capitale)	71.01.30	303,400	303,400	303,400	0	0	0	0	0	0

PRIMAR,  
Cristi Valentin Misaila



DIRECTOR EXECUTIV,  
Carmen Grosu



Sef serviciu buget-contabilitate,  
Poieana Simona



Contul de executie al bugetului institutiilor publice la data de 31.03.2019  
sursa de finantare : 02

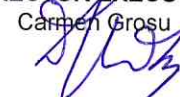
## Capitol 80.02

DENUMIREA INDICATORILOR	Cod indicator	Credite de angajament		Credite bugetare		Angajament e bugetare	Angajament e legale	Plăți efectuate	Angajamente legale de plătit	Cheltuieli efective
		aprobat la finele perioadei de raportare	trimestriale cumulate	aprobat la finele perioadei de raportare	trimestriale cumulate					
<b>TOTAL CHELTUIELI</b>	<b>00</b>	<b>4,500,000</b>	<b>4,500,000</b>	<b>4,500,000</b>	<b>901,407</b>	<b>923,461</b>	<b>923,461</b>	<b>901,407</b>	<b>22,054</b>	<b>101,957</b>
<b>CHELTUIELI CURENTE</b>	<b>01</b>	<b>800,000</b>	<b>800,000</b>	<b>800,000</b>	<b>101,957</b>	<b>124,011</b>	<b>124,011</b>	<b>101,957</b>	<b>22,054</b>	<b>101,957</b>
<b>TITLUL II BUNURI SI SERVICII</b>	<b>20</b>	<b>800,000</b>	<b>800,000</b>	<b>800,000</b>	<b>101,957</b>	<b>124,011</b>	<b>124,011</b>	<b>101,957</b>	<b>22,054</b>	<b>101,957</b>
Alte cheltuieli	20.30	800,000	800,000	800,000	101,957	124,011	124,011	101,957	22,054	101,957
Alte cheltuieli cu bunuri si servicii	20.30.30	800,000	800,000	800,000	101,957	124,011	124,011	101,957	22,054	101,957
<b>79. OPERATIUNI FINANCIARE (79=80+81)</b>	<b>79</b>	<b>3,700,000</b>	<b>3,700,000</b>	<b>3,700,000</b>	<b>799,450</b>	<b>799,450</b>	<b>799,450</b>	<b>799,450</b>	<b>0</b>	<b>0</b>
<b>TITLUL XVII RAMBURSARI DE CREDITE</b>	<b>81</b>	<b>3,700,000</b>	<b>3,700,000</b>	<b>3,700,000</b>	<b>799,450</b>	<b>799,450</b>	<b>799,450</b>	<b>799,450</b>	<b>0</b>	<b>0</b>
Rambursari de credite interne	81.02	3,700,000	3,700,000	3,700,000	799,450	799,450	799,450	799,450	0	0
Rambursari de credite aferente datoriei publice interne locale	81.02.05	3,700,000	3,700,000	3,700,000	799,450	799,450	799,450	799,450	0	0

PRIMAR,  
Cristi Valentin Misaila



DIRECTOR EXECUTIV,  
Carmen Grosu



Sef serviciu buget-contabilitate,  
Poiana Simona





Contul de executie al bugetului institutiilor publice la data de 31.03.2019  
sursa de finantare : 02

## Capitol 81.02

DENUMIREA INDICATORILOR	Cod indicator	Credite de angajament		Credite bugetare		Angajamente bugetare	Angajamente legale	Plăți efectuate	Angajamente legale de plătit	Cheltuieli efective
		aprobate la finele perioadei de raportare	trimestriale cumulate	aprobate la finele perioadei de raportare	trimestriale cumulate					
<b>TOTAL CHELTUIELI</b>	<b>00</b>	<b>76,230,540</b>	<b>76,230,540</b>	<b>11,329,620</b>	<b>2,570,210</b>	<b>2,935,262</b>	<b>2,935,262</b>	<b>2,570,209</b>	<b>365,053</b>	<b>2,715,975</b>
<b>CHELTUIELI CURENTE</b>	<b>01</b>	<b>75,590,290</b>	<b>75,590,290</b>	<b>10,560,000</b>	<b>2,629,836</b>	<b>2,715,512</b>	<b>2,715,512</b>	<b>2,629,835</b>	<b>85,677</b>	<b>2,715,975</b>
<b>TITLUL II BUNURI SI SERVICII</b>	<b>20</b>	<b>10,000</b>	<b>10,000</b>	<b>10,000</b>	<b>0</b>	<b>0</b>	<b>0</b>	<b>0</b>	<b>0</b>	<b>0</b>
Bunuri si servicii	20.01	10,000	10,000	10,000	0	0	0	0	0	0
Furnituri de birou	20.01.01	8,000	8,000	8,000	0	0	0	0	0	0
Materiale si prestari de servicii cu caracter functional	20.01.09	2,000	2,000	2,000	0	0	0	0	0	0
<b>TITLUL IV SUBVENTII</b>	<b>40</b>	<b>5,000,000</b>	<b>5,000,000</b>	<b>5,000,000</b>	<b>2,372,206</b>	<b>2,372,206</b>	<b>2,372,206</b>	<b>2,372,206</b>	<b>0</b>	<b>2,372,205</b>
Subventii pentru acoperirea diferentelor de pret si tarif	40.03	5,000,000	5,000,000	5,000,000	2,372,206	2,372,206	2,372,206	2,372,206	0	2,372,205
<b>TITLUL IX ASISTENTA SOCIALA</b>	<b>57</b>	<b>550,000</b>	<b>550,000</b>	<b>550,000</b>	<b>202,311</b>	<b>287,987</b>	<b>287,987</b>	<b>202,310</b>	<b>85,677</b>	<b>287,987</b>
Ajutoare sociale	57.02	550,000	550,000	550,000	202,311	287,987	287,987	202,310	85,677	287,987
Ajutoare sociale in numerar	57.02.01	550,000	550,000	550,000	202,311	287,987	287,987	202,310	85,677	287,987
<b>TITLUL X PROIECTE CU FINANTARE DIN FONDURI EXTERNE NERAMBURSABILE AFERENTE CADRULUI FINANCIAR 2014-2020</b>	<b>58</b>	<b>70,030,290</b>	<b>70,030,290</b>	<b>5,000,000</b>	<b>55,319</b>	<b>55,319</b>	<b>55,319</b>	<b>55,319</b>	<b>0</b>	<b>55,783</b>
Programe din Fondul European de Dezvoltare Regionala (FEDR)	58.01	70,030,290	70,030,290	5,000,000	55,319	55,319	55,319	55,319	0	55,783
Finantarea nationala	58.01.01	10,504,550	10,504,550	750,000	8,298	8,298	8,298	8,298	0	8,368
Finantarea externa nerambursabila	58.01.02	59,525,740	59,525,740	4,250,000	47,021	47,021	47,021	47,021	0	47,415
<b>70. CHELTUIELI DE CAPITAL (70=71+72)</b>	<b>70</b>	<b>640,250</b>	<b>640,250</b>	<b>769,620</b>	<b>83</b>	<b>279,459</b>	<b>279,459</b>	<b>83</b>	<b>279,376</b>	<b>0</b>
<b>TITLUL XIII ACTIVE NEFINANCIARE</b>	<b>71</b>	<b>640,250</b>	<b>640,250</b>	<b>769,620</b>	<b>83</b>	<b>279,459</b>	<b>279,459</b>	<b>83</b>	<b>279,376</b>	<b>0</b>
Active fixe (inclusiv reparatii capitale)	71.01	640,250	640,250	769,620	83	279,459	279,459	83	279,376	0
Constructii	71.01.01	210,250	210,250	489,620	0	279,376	279,376	0	279,376	0
Alte active fixe (inclusiv reparatii capitale)	71.01.30	430,000	430,000	280,000	83	83	83	83	0	0
<b>TITLUL XIX PLATI EFECTUATE IN ANII PRECEDENTI SI RECUPERATE IN ANUL CURENT</b>	<b>85</b>	<b>0</b>	<b>0</b>	<b>0</b>	<b>-59,709</b>	<b>-59,709</b>	<b>-59,709</b>	<b>-59,709</b>	<b>0</b>	<b>0</b>
Plati efectuate in anii precedenti si recuperate in anul curent	85.01	0	0	0	-59,709	-59,709	-59,709	-59,709	0	0
Plati efectuate in anii precedenti si recuperate in anul curent in sectiunea de functionare a bugetului local	85.01.01	0	0	0	-59,709	-59,709	-59,709	-59,709	0	0

PRIMAR,  
Cristi Valentin Misaila



DIRECTOR EXECUTIV,  
Carmen Grosu

Sef serviciu buget-contabilitate,  
Poiana Simona






Contul de executie al bugetului institutiilor publice la data de 31.03.2019  
sursa de finantare : 02

## Capitol 84.02

DENUMIREA INDICATORILOR	Cod indicator	Credite de angajament		Credite bugetare		Angajamente bugetare	Angajamente legale	Plăți efectuate	Angajamente legale de plătit	Cheltuieli efective
		aprobate la finele perioadei de raportare	trimestriale cumulate	aprobate la finele perioadei de raportare	trimestriale cumulate					
<b>TOTAL CHELTUIELI</b>	<b>00</b>	<b>253,997,960</b>	<b>253,997,960</b>	<b>47,246,970</b>	<b>1,062,499</b>	<b>9,015,328</b>	<b>8,829,404</b>	<b>1,062,499</b>	<b>7,766,905</b>	<b>914,855</b>
<b>CHELTUIELI CURENTE</b>	<b>01</b>	<b>229,796,040</b>	<b>229,796,040</b>	<b>29,595,000</b>	<b>711,814</b>	<b>894,438</b>	<b>894,438</b>	<b>711,814</b>	<b>182,624</b>	<b>904,173</b>
<b>TITLUL I CHELTUIELI DE PERSONAL</b>	<b>10</b>	<b>1,145,000</b>	<b>1,145,000</b>	<b>1,145,000</b>	<b>276,529</b>	<b>276,529</b>	<b>276,529</b>	<b>276,529</b>	<b>0</b>	<b>288,386</b>
Cheltuieli salariale in bani	10.01	1,115,000	1,115,000	1,115,000	270,555	270,555	270,555	270,555	0	282,040
Salarii de baza	10.01.01	1,028,000	1,028,000	1,028,000	268,896	268,896	268,896	268,896	0	279,304
Alte sporuri	10.01.06	18,000	18,000	18,000	1,659	1,659	1,659	1,659	0	2,736
Indemnizatie de hrana	10.01.17	69,000	69,000	69,000	0	0	0	0	0	0
Contributii	10.03	30,000	30,000	30,000	5,974	5,974	5,974	5,974	0	6,346
Contributii la Fd. de garantare a creantelor salariale	10.03.07	30,000	30,000	30,000	5,974	5,974	5,974	5,974	0	6,346
<b>TITLUL II BUNURI SI SERVICII</b>	<b>20</b>	<b>7,365,000</b>	<b>7,365,000</b>	<b>7,365,000</b>	<b>308,242</b>	<b>490,866</b>	<b>490,866</b>	<b>308,242</b>	<b>182,624</b>	<b>488,588</b>
Bunuri si servicii	20.01	1,461,000	1,461,000	1,461,000	307,976	311,395	311,395	307,976	3,419	309,428
Apa, canal si salubritate	20.01.04	1,120,000	1,120,000	1,120,000	271,054	271,054	271,054	271,054	0	271,054
Carburanti si lubrifianti	20.01.05	9,000	9,000	9,000	3,587	5,097	5,097	3,587	1,510	5,097
Materiale si prestari de servicii cu caracter functional	20.01.09	82,000	82,000	82,000	18,518	20,212	20,212	18,518	1,694	16,074
Alte bunuri si servicii pentru intretinere si functionare	20.01.30	250,000	250,000	250,000	14,817	15,032	15,032	14,817	215	17,203
Reparatii curente	20.02	5,800,000	5,800,000	5,800,000	0	178,911	178,911	0	178,911	178,912
Bunuri de natura obiectelor de inventar	20.05	102,000	102,000	102,000	18	312	312	18	294	0
Uniforme si echipament	20.05.01	2,000	2,000	2,000	0	294	294	0	294	0
Alte obiecte de inventar	20.05.30	100,000	100,000	100,000	18	18	18	18	0	0
Protectia muncii	20.14	2,000	2,000	2,000	248	248	248	248	0	248
<b>TITLUL VII ALTE TRANSFERURI</b>	<b>55</b>	<b>125,000</b>	<b>125,000</b>	<b>125,000</b>	<b>124,286</b>	<b>124,286</b>	<b>124,286</b>	<b>124,286</b>	<b>0</b>	<b>124,286</b>
A. Transferuri interne.	55.01	125,000	125,000	125,000	124,286	124,286	124,286	124,286	0	124,286
Alte transferuri curente interne	55.01.18	125,000	125,000	125,000	124,286	124,286	124,286	124,286	0	124,286
<b>TITLUL X PROIECTE CU FINANTARE DIN FONDURI EXTERNE NERAMBURSABILE AFERENTE CADRULUI FINANCIAR 2014-2020</b>	<b>58</b>	<b>221,151,040</b>	<b>221,151,040</b>	<b>20,950,000</b>	<b>0</b>	<b>0</b>	<b>0</b>	<b>0</b>	<b>0</b>	<b>0</b>
Programe din Fondul European de Dezvoltare Regionala (FEDR)	58.01	221,151,040	221,151,040	20,950,000	0	0	0	0	0	0
Finantarea nationala	58.01.01	33,172,680	33,172,680	3,142,500	0	0	0	0	0	0
Finantarea externa nerambursabila	58.01.02	187,978,360	187,978,360	17,807,500	0	0	0	0	0	0
<b>TITLUL XI ALTE CHELTUIELI</b>	<b>59</b>	<b>10,000</b>	<b>10,000</b>	<b>10,000</b>	<b>2,757</b>	<b>2,757</b>	<b>2,757</b>	<b>2,757</b>	<b>0</b>	<b>2,913</b>
Sume af pers hand neincadrate	59.40	10,000	10,000	10,000	2,757	2,757	2,757	2,757	0	2,913
<b>70. CHELTUIELI DE CAPITAL (70=71+72)</b>	<b>70</b>	<b>24,201,920</b>	<b>24,201,920</b>	<b>17,651,970</b>	<b>352,164</b>	<b>8,122,369</b>	<b>7,936,445</b>	<b>352,164</b>	<b>7,584,281</b>	<b>10,682</b>
<b>TITLUL XIII ACTIVE NEFINANCIARE</b>	<b>71</b>	<b>24,201,920</b>	<b>24,201,920</b>	<b>17,651,970</b>	<b>352,164</b>	<b>8,122,369</b>	<b>7,936,445</b>	<b>352,164</b>	<b>7,584,281</b>	<b>10,682</b>



Active fixe (inclusiv reparatii capitale)	71.01	24,201,920	24,201,920	17,651,970	352,164	8,122,369	7,936,445	352,164	7,584,281	10,682
Constructii	71.01.01	21,382,340	21,382,340	14,602,270	67,505	7,354,684	7,168,760	67,505	7,101,255	0
Masini, echipamente si mijloace de transport	71.01.02	0	0	0	0	0	0	0	0	2,682
Alte active fixe (inclusiv reparatii capitale)	71.01.30	2,819,580	2,819,580	3,049,700	284,659	767,685	767,685	284,659	483,026	8,000
<b>TITLUL XIX PLATI EFECTUATE IN ANII PRECEDENTI SI RECUPERATE IN ANUL CURENT</b>	<b>85</b>	<b>0</b>	<b>0</b>	<b>0</b>	<b>-1,479</b>	<b>-1,479</b>	<b>-1,479</b>	<b>-1,479</b>	<b>0</b>	<b>0</b>
Plati efectuate in anii precedenti si recuperate in anul curent	85.01	0	0	0	-1,479	-1,479	-1,479	-1,479	0	0
Plati efectuate in anii precedenti si recuperate in anul curent in sectiunea de functionare a bugetului local	85.01.01	0	0	0	-1,479	-1,479	-1,479	-1,479	0	0

PRIMAR,  
Cristi Valentin Misaila



DIRECTOR EXECUTIV,  
Carmen Grosu

Sef serviciu buget-contabilitate,  
Poiana Simona



**MUNICIPIUL FOCSANI**
**Contul de executie al bugetului institutiilor publice la data de 31.03.2019  
sursa de finantare : 02**

Cod Indicator	Denumire	Prev. bug. initiale	Prev. bug. trim./def.	Drepturi const. TOTAL	Drepturi const. din anii precedenti	Drepturi const. anul curent	Incasari realizate	Stingeri pe alte cai decat incasari	Drepturi const. de incasat
V	TOTAL VENITURI	21,213,000	5,360,942	5,434,767	59,702	5,375,065	5,360,942	0	73,825
I	I. VENITURI CURENTE	5,066,070	1,064,507	1,138,332	59,702	1,078,630	1,064,507	0	73,825
C	C. VENITURI NEFISCALE	5,066,070	1,064,507	1,138,332	59,702	1,078,630	1,064,507	0	73,825
C1	C1. VENITURI DIN PROPRIETATE	405,000	79,262	119,913	30,821	89,092	79,262	0	40,651
30.10	Venituri din proprietate	405,000	79,262	119,913	30,821	89,092	79,262	0	40,651
30.10.05	Venituri din concesiuni si inchirieri	403,000	79,262	119,913	30,821	89,092	79,262	0	40,651
30.10.05.30	Alte venituri din concesiuni si inchirieri de catre institutiile publice	403,000	79,262	119,913	30,821	89,092	79,262	0	40,651
30.10.50	Alte venituri din proprietate	2,000	0	0	0	0	0	0	0
C2	C2. VANZARI DE BUNURI SI SERVICII	4,661,070	985,245	1,018,419	28,881	989,538	985,245	0	33,174
33.10	Venituri din prestari de servicii si alte activitati	4,230,600	931,901	965,075	28,881	936,194	931,901	0	33,174
33.10.05	Taxe si alte venituri in invatamant	603,500	107,585	124,504	14,299	110,205	107,585	0	16,919
33.10.08	Venituri din prestari de servicii	91,100	4,231	4,231	0	4,231	4,231	0	0
33.10.14	Contributia elevilor si studentilor pt internate, camine si cantine	2,729,000	684,976	693,350	1,383	691,967	684,976	0	8,374
33.10.19	Venituri din serbari si spectacole scolare, manifestari culturale, artistice si sportive	475,000	106,164	109,864	10,200	99,664	106,164	0	3,700
33.10.50	Alte venituri din prestari de servicii si alte activitati	332,000	28,945	33,126	2,999	30,127	28,945	0	4,181
34.10	Venituri din taxe administrative, eliberari permise	380,000	31,641	31,641	0	31,641	31,641	0	0
34.10.50	Alte venituri din taxe administrative, eliberari permise	380,000	31,641	31,641	0	31,641	31,641	0	0
36.10	Diverse venituri	30,000	0	0	0	0	0	0	0
36.10.50	Alte venituri	30,000	0	0	0	0	0	0	0
37.10	Transferuri voluntare, altele decat subventiile	20,470	21,703	21,703	0	21,703	21,703	0	0
37.10.01	Donatii si sponsorizari	20,470	21,703	21,703	0	21,703	21,703	0	0
III	III. OPERATIUNI FINANCIARE	675,930	202,935	202,935	0	202,935	202,935	0	0
40.10	Incasari din rambursarea imprumuturilor acordate	40,000	0	0	0	0	0	0	0
40.10.15	Sume utilizate din excedentul anului precedent pentru efectuarea de cheltuieli	40,000	0	0	0	0	0	0	0



40.10.15.02	Sume utilizate de administratiile locale din excedentul anului precedent pentru sectiunea dezvoltare	40,000	0	0	0	0	0	0	0
41.10	Alte operatiuni financiare	635,930	202,935	202,935	0	202,935	202,935	0	0
41.10.06	Sume din excedentul anului precedent pentru acoperirea golurilor temporare de casa	635,930	202,935	202,935	0	202,935	202,935	0	0
IV	IV. SUBVENTII	15,471,000	4,093,500	4,093,500	0	4,093,500	4,093,500	0	0
00.18	SUBVENTII DE LA ALTE NIVELE ALE ADMINISTRATIEI PUBLICE	15,471,000	4,093,500	4,093,500	0	4,093,500	4,093,500	0	0
43.10	Subventii de la alte administratii	15,471,000	4,093,500	4,093,500	0	4,093,500	4,093,500	0	0
43.10.09	Subventii pentru institutii publice	15,165,000	4,093,500	4,093,500	0	4,093,500	4,093,500	0	0
43.10.19	Subventii pentru institutii publice destinate sectiunii de dezvoltare	306,000	0	0	0	0	0	0	0

**PRIMAR,**  
Cristi Valentin Misaila

**DIRECTOR EXECUTIV,**  
Carmen Grosu

**Sef serviciu buget-contabilitate,**  
Poieana Simona

Contul de executie al bugetului institutiilor publice la data de 31.03.2019  
sursa de finantare : 10

DENUMIREA INDICATORILOR	Cod indicator	Credite de angajament		Credite bugetare		Angajamente bugetare	Angajamente legale	Plăți efectuate	Angajamente legale de plătit	Cheltuieli efective
		aprobate la finele perioadei de raportare	trimestriale cumulate	aprobate la finele perioadei de raportare	trimestriale cumulate					
<b>TOTAL CHELTUIELI</b>	<b>C</b>	<b>21,213,000</b>	<b>21,213,000</b>	<b>21,213,000</b>	<b>4,286,349</b>	<b>4,424,443</b>	<b>4,424,443</b>	<b>4,286,349</b>	<b>138,094</b>	<b>5,272,763</b>
<b>Partea I-a SERVICII PUBLICE GENERALE</b>	<b>50.10</b>	<b>2,105,000</b>	<b>2,105,000</b>	<b>2,105,000</b>	<b>498,875</b>	<b>499,512</b>	<b>499,512</b>	<b>498,875</b>	<b>637</b>	<b>523,543</b>
Alte servicii publice generale	54.10	2,105,000	2,105,000	2,105,000	498,875	499,512	499,512	498,875	637	523,543
Servicii publice comunitare de evidenta a persoanelor	54.10.10	2,105,000	2,105,000	2,105,000	498,875	499,512	499,512	498,875	637	523,543
<b>Partea a III-a CHELTUIELI SOCIAL-CULTURALE</b>	<b>64.10</b>	<b>19,108,000</b>	<b>19,108,000</b>	<b>19,108,000</b>	<b>3,787,474</b>	<b>3,924,931</b>	<b>3,924,931</b>	<b>3,787,474</b>	<b>137,457</b>	<b>4,749,220</b>
INVATAMANT	65.10	4,637,000	4,637,000	4,637,000	722,323	842,370	842,370	722,323	120,047	839,621
Invatamant prescolar si primar	65.10.03	2,290,600	2,290,600	2,290,600	419,167	471,374	471,374	419,167	52,207	474,440
Invatamant prescolar	65.10.03.01	2,196,000	2,196,000	2,196,000	419,167	467,062	467,062	419,167	47,895	464,850
Invatamant primar	65.10.03.02	94,600	94,600	94,600	0	4312	4,312	0	4312	9,590
Invatamant secundar	65.10.04	1,787,400	1,787,400	1,787,400	238,482	268,872	268,872	238,482	30,390	284,278
Invatamant secundar superior	65.10.04.02	1,787,400	1,787,400	1,787,400	238,482	268,872	268,872	238,482	30,390	284,278
Invatamant postliceal	65.10.05	559,000	559,000	559,000	64,674	102,124	102,124	64,674	37,450	80,903
Cultura, recreere si religie	67.10	14,471,000	14,471,000	14,471,000	3,065,151	3,082,561	3,082,561	3,065,151	17,410	3,909,599
Servicii culturale	67.10.03	7,401,000	7,401,000	7,401,000	1,308,976	1,326,386	1,326,386	1,308,976	17,410	1,425,646
Institutii publice de spectacole si concerte	67.10.03.04	5,226,000	5,226,000	5,226,000	892,121	902,280	902,280	892,121	10,159	972,526
Case de cultura	67.10.03.06	2,175,000	2,175,000	2,175,000	416,855	424,106	424,106	416,855	7,251	453,120
Servicii recreative si sportive	67.10.05	7,070,000	7,070,000	7,070,000	1,756,175	1,756,175	1,756,175	1,756,175	0	2,483,953
Sport	67.10.05.01	7,070,000	7,070,000	7,070,000	1,756,175	1,756,175	1,756,175	1,756,175	0	2,483,953

PRIMAR,  
Cristi Valentin Misaila



DIRECTOR EXECUTIV,  
Carmen Grosu



Sef serviciu buget-contabilitate,  
Poicana Simona





Contul de executie al bugetului institutiilor publice la data de 31.03.2019  
sursa de finantare : 10

## Capitol 54.10

DENUMIREA INDICATORILOR	Cod indicator	Credite de angajament		Credite bugetare		Angajamente bugetare	Angajamente legale	Plăți efectuate	Angajamente legale de plătit	Cheltuieli efective
		aprobate la finele perioadei de raportare	trimestriale cumulate	aprobate la finele perioadei de raportare	trimestriale cumulate					
<b>TOTAL CHELTUIELI</b>	<b>00</b>	<b>2,105,000</b>	<b>2,105,000</b>	<b>2,105,000</b>	<b>498,875</b>	<b>499,512</b>	<b>499,512</b>	<b>498,875</b>	<b>637</b>	<b>523,543</b>
<b>CHELTUIELI CURENTE</b>	<b>01</b>	<b>2,100,000</b>	<b>2,100,000</b>	<b>2,100,000</b>	<b>499,241</b>	<b>499,878</b>	<b>499,878</b>	<b>499,241</b>	<b>637</b>	<b>523,152</b>
<b>TITLUL I CHELTUIELI DE PERSONAL</b>	<b>10</b>	<b>1,900,000</b>	<b>1,900,000</b>	<b>1,900,000</b>	<b>460,546</b>	<b>460,852</b>	<b>460,852</b>	<b>460,546</b>	<b>306</b>	<b>481,496</b>
Cheltuieli salariale in bani	10.01	1,858,000	1,858,000	1,858,000	450,465	450,771	450,771	450,465	306	470,895
Salarii de baza	10.01.01	1,660,000	1,660,000	1,660,000	448,628	448,934	448,934	448,628	306	469,563
Sporuri pentru conditii de munca	10.01.05	122,000	122,000	122,000	0	0	0	0	0	0
Indemnizatii platite unor persoane din afara unitatii	10.01.12	2,000	2,000	2,000	1,332	1,332	1,332	1,332	0	1,332
Indemnizatie de hrana	10.01.17	73,000	73,000	73,000	0	0	0	0	0	0
Alte drepturi salariale in bani	10.01.30	1,000	1,000	1,000	505	505	505	505	0	0
Contributii	10.03	42,000	42,000	42,000	10,081	10,081	10,081	10,081	0	10,601
Contributii la Fd. de garantare a creantelor salariale	10.03.07	42,000	42,000	42,000	10,081	10,081	10,081	10,081	0	10,601
<b>TITLUL II BUNURI SI SERVICII</b>	<b>20</b>	<b>200,000</b>	<b>200,000</b>	<b>200,000</b>	<b>38,695</b>	<b>39,026</b>	<b>39,026</b>	<b>38,695</b>	<b>331</b>	<b>41,656</b>
Bunuri si servicii	20.01	130,000	130,000	130,000	36,806	37,137	37,137	36,806	331	39,907
Furnituri de birou	20.01.01	10,000	10,000	10,000	1,101	1,101	1,101	1,101	0	3,482
Materiale pentru curatenie	20.01.02	1,000	1,000	1,000	0	0	0	0	0	111
Incalzit, Iluminat si forta motrica	20.01.03	14,000	14,000	14,000	7,560	7,560	7,560	7,560	0	7,560
-incalzire-sistem centralizat (ENET)	20.01.03.01	11,000	11,000	11,000	6,353	6,353	6,353	6,353	0	6,353
- energie electrica (ELECTRICA)	20.01.03.04	3,000	3,000	3,000	1,207	1,207	1,207	1,207	0	1,207
Apa, canal si salubritate	20.01.04	3,000	3,000	3,000	787	787	787	787	0	787
Carburanti si lubrifianti	20.01.05	3,000	3,000	3,000	0	0	0	0	0	500
Posta, telecomunicatii, radio, tv, internet	20.01.08	14,000	14,000	14,000	2,929	3,172	3,172	2,929	243	2,939
Alte bunuri si servicii pentru intretinere si functionare	20.01.30	85,000	85,000	85,000	24,429	24,517	24,517	24,429	88	24,528
Bunuri de natura obiectelor de inventar	20.05	3,000	3,000	3,000	140	140	140	140	0	0
Alte obiecte de inventar	20.05.30	3,000	3,000	3,000	140	140	140	140	0	0
Deplasari, detasari, transferari	20.06	1,000	1,000	1,000	0	0	0	0	0	0
Deplasari interne, detasari, transferari	20.06.01	1,000	1,000	1,000	0	0	0	0	0	0
Pregatire profesionala	20.13	1,000	1,000	1,000	0	0	0	0	0	0
Alte cheltuieli	20.30	65,000	65,000	65,000	1,749	1,749	1,749	1,749	0	1,749



Chirii	20.30.04	65,000	65,000	65,000	1,749	1,749	1,749	1,749	0	1,749
<b>70. CHELTUIELI DE CAPITAL (70=71+72)</b>	<b>70</b>	<b>5,000</b>	<b>5,000</b>	<b>5,000</b>	<b>0</b>	<b>0</b>	<b>0</b>	<b>0</b>	<b>0</b>	<b>391</b>
<b>TITLUL XIII ACTIVE NEFINANCIARE</b>	<b>71</b>	<b>5,000</b>	<b>5,000</b>	<b>5,000</b>	<b>0</b>	<b>0</b>	<b>0</b>	<b>0</b>	<b>0</b>	<b>391</b>
Active fixe (inclusiv reparatii capitale)	71.01	5000	5000	5000	0	0	0	0	0	391
Masini, echipamente si mijloace de transport	71.01.02	0	0	0	0	0	0	0	0	391
Alte active fixe (inclusiv reparatii capitale)	71.01.30	5000	5000	5000	0	0	0	0	0	0
<b>TITLUL XIX PLATI EFECTUATE IN ANII PRECEDENTI SI RECUPERATE IN ANUL CURENT</b>	<b>85</b>	<b>0</b>	<b>0</b>	<b>0</b>	<b>-366</b>	<b>-366</b>	<b>-366</b>	<b>-366</b>	<b>0</b>	<b>0</b>
Plati efectuate in anii precedenti si recuperate in anul curent	85.01	0	0	0	-366	-366	-366	-366	0	0
Plati efectuate in anii precedenti si recuperate in anul curent in sectiunea de functionare a bugetului local	85.01.01	0	0	0	-366	-366	-366	-366	0	0

PRIMAR,  
Cristi Valentin Misajla



DIRECTOR EXECUTIV,  
Carmen Grosu

Sef serviciu buget-contabilitate,  
Poiana Simona



Contul de executie al bugetului institutiilor publice la data de 31.03.2019  
sursa de finantare : 02

## Capitol 65.10

DENUMIREA INDICATORILOR	Cod indicator	Credite de angajament		Credite bugetare		Angajamente bugetare	Angajamente legale	Plăți efectuate	Angajamente legale de plătit	Cheltuieli efective
		aprobate la finele perioadei de raportare	trimestriale cumulate	aprobate la finele perioadei de raportare	trimestriale cumulate					
<b>TOTAL CHELTUIELI</b>	<b>00</b>	<b>4,637,000</b>	<b>4,637,000</b>	<b>4,637,000</b>	<b>722,323</b>	<b>842,370</b>	<b>842,370</b>	<b>722,323</b>	<b>120,047</b>	<b>839,621</b>
<b>CHELTUIELI CURENTE</b>	<b>01</b>	<b>4,597,000</b>	<b>4,597,000</b>	<b>4,597,000</b>	<b>726,444</b>	<b>846,491</b>	<b>846,491</b>	<b>726,444</b>	<b>120,047</b>	<b>821,045</b>
<b>TITLUL I CHELTUIELI DE PERSONAL</b>	<b>10</b>	<b>622,000</b>	<b>622,000</b>	<b>622,000</b>	<b>75,484</b>	<b>116,786</b>	<b>116,786</b>	<b>75,484</b>	<b>41,302</b>	<b>91,577</b>
Cheltuieli salariale in bani	10.01	594,000	594,000	594,000	73,821	114,213	114,213	73,821	40,392	89,558
Salarii de baza	10.01.01	225,000	225,000	225,000	25,154	33,785	33,785	25,154	8,631	25,928
Alte sporuri	10.01.06	26,000	26,000	26,000	453	639	639	453	186	453
Fond aferent platii cu ora	10.01.11	343,000	343,000	343,000	46,593	77,475	77,475	46,593	30,882	60,863
Indemnizatie de hrana	10.01.17	0	0	0	1,621	2,314	2,314	1,621	693	2,314
Cheltuieli salariale in natura	10.02	7,000	7,000	7,000	0	0	0	0	0	0
Tichete de vacanta	10.02.06	7,000	7,000	7,000	0	0	0	0	0	0
Contributii	10.03	21,000	21,000	21,000	1,663	2,573	2,573	1,663	910	2,019
Contributii de asigurari sociale de stat	10.03.01	0	0	0	0	0	0	0	0	0
Contributii de asigurari de somaj	10.03.02	0	0	0	0	0	0	0	0	0
Contributii de asigurari sociale de sanatate	10.03.03	0	0	0	0	0	0	0	0	0
Contributii de asigurari pentru accidente de munca si boli profesionale	10.03.04	0	0	0	0	0	0	0	0	0
Contributii pentru concedii si indemnizatii	10.03.06	0	0	0	0	0	0	0	0	0
Contributii la Fd. de garantare a creantelor salariale	10.03.07	21,000	21,000	21,000	1,663	2,573	2,573	1,663	910	2,019
<b>TITLUL II BUNURI SI SERVICII</b>	<b>20</b>	<b>3,873,000</b>	<b>3,873,000</b>	<b>3,873,000</b>	<b>650,960</b>	<b>729,705</b>	<b>729,705</b>	<b>650,960</b>	<b>78,745</b>	<b>728,158</b>
Bunuri si servicii	20.01	612,810	612,810	612,810	42,746	49,865	49,865	42,746	7,119	50,914
Furnituri de birou	20.01.01	21,700	21,700	21,700	0	0	0	0	0	488
Materiale pentru curatenie	20.01.02	35,000	35,000	35,000	0	1,483	1,483	0	1,483	4,143
Incalzit, Iluminat si forta motrica	20.01.03	99,900	99,900	99,900	10,383	14,009	14,009	10,383	3,626	10,128
-incalzire-sistem centralizat (ENET)	20.01.03.01	35,000	35,000	35,000	4,000	6,000	6,000	4,000	2,000	6,000
-incalzire cu gaze (Distrigaz)	20.01.03.02	28,000	28,000	28,000	2,502	4,128	4,128	2,502	1,626	4,128
- energie electrica (ELECTRICA)	20.01.03.04	36,900	36,900	36,900	3,881	3,881	3,881	3,881	0	0
Apa, canal si salubritate	20.01.04	37,500	37,500	37,500	3,355	4,355	4,355	3,355	1,000	4,355
Carburanti si lubrifianti	20.01.05	58,400	58,400	58,400	2,208	2,834	2,834	2,208	626	3,085
Piese de schimb	20.01.06	17,500	17,500	17,500	0	0	0	0	0	0
Transport	20.01.07	0	0	0	1,000	1,000	1,000	1,000	0	1,000
Posta, telecomunicatii, radio, tv, internet	20.01.08	43,560	43,560	43,560	4,572	4,848	4,848	4,572	276	4,848
Materiale si prestari de servicii cu caracter functional	20.01.09	79,180	79,180	79,180	4,047	4,047	4,047	4,047	0	4,509
Alte bunuri si servicii pentru intretinere si functionare	20.01.30	220,070	220,070	220,070	17,181	17,289	17,289	17,181	108	18,358
Reparatii curente	20.02	232,500	232,500	232,500	10,000	10,000	10,000	10,000	0	10,000

Hrana	20.03	2,786,000	2,786,000	2,786,000	589,151	657,530	657,530	589,151	68,379	644,160
Hrana pentru oameni	20.03.01	2,786,000	2,786,000	2,786,000	589,151	657,530	657,530	589,151	68,379	644,160
Medicamente si materiale sanitare	20.04	9,100	9,100	9,100	0	0	0	0	0	0
Medicamente	20.04.01	400	400	400	0	0	0	0	0	0
Materiale sanitare	20.04.02	100	100	100	0	0	0	0	0	0
Dezinfectanti	20.04.04	8,600	8,600	8,600	0	0	0	0	0	0
Bunuri de natura obiectelor de inventar	20.05	147,790	147,790	147,790	5,565	7,562	7,562	5,565	1,997	18,336
Uniforme si echipament	20.05.01	40,000	40,000	40,000	0	0	0	0	0	172
Lenjerie si accesorii de pat	20.05.03	20,000	20,000	20,000	0	0	0	0	0	0
Alte obiecte de inventar	20.05.30	87,790	87,790	87,790	5,565	7,562	7,562	5,565	1,997	18,164
Deplasari, detasari, transferari	20.06	5,500	5,500	5,500	0	0	0	0	0	0
Deplasari interne, detasari, transferari	20.06.01	5,500	5,500	5,500	0	0	0	0	0	0
Carti, publicatii si materiale documentare	20.11	3,000	3,000	3,000	0	0	0	0	0	0
Pregatire profesionala	20.13	3,000	3,000	3,000	0	0	0	0	0	0
Protectia muncii	20.14	7,500	7,500	7,500	0	0	0	0	0	0
Alte cheltuieli	20.30	65,800	65,800	65,800	3,498	4,748	4,748	3,498	1,250	4,748
Prime de asigurare non-viata	20.30.03	12,000	12,000	12,000	0	0	0	0	0	0
Alte cheltuieli cu bunuri si servicii	20.30.30	53,800	53,800	53,800	3,498	4,748	4,748	3,498	1,250	4,748
<b>TITLUL VIII PROIECTE CU FINANTARE DIN FONDURI EXTERNE NERAMBURSABILE (FEN) POSTADERARE</b>	<b>56</b>	<b>0</b>	<b>0</b>	<b>0</b>	<b>0</b>	<b>0</b>	<b>0</b>	<b>0</b>	<b>0</b>	<b>1,310</b>
Programe din Fondul Social European	56.02	0	0	0	0	0	0	0	0	1,310
Finanțarea națională **)	56.02.01	0	0	0	0	0	0	0	0	1,310
<b>TITLUL IX ASISTENTA SOCIALA</b>	<b>57</b>	<b>102,000</b>	<b>102,000</b>	<b>102,000</b>	<b>0</b>	<b>0</b>	<b>0</b>	<b>0</b>	<b>0</b>	<b>0</b>
Ajutoare sociale	57.02	102,000	102,000	102,000	0	0	0	0	0	0
Ajutoare sociale in numerar	57.02.01	102,000	102,000	102,000	0	0	0	0	0	0
<b>70. CHELTUIELI DE CAPITAL (70=71+72)</b>	<b>70</b>	<b>40,000</b>	<b>40,000</b>	<b>40,000</b>	<b>0</b>	<b>0</b>	<b>0</b>	<b>0</b>	<b>0</b>	<b>18,576</b>
<b>TITLUL XIII ACTIVE NEFINANCIARE</b>	<b>71</b>	<b>40,000</b>	<b>40,000</b>	<b>40,000</b>	<b>0</b>	<b>0</b>	<b>0</b>	<b>0</b>	<b>0</b>	<b>18,576</b>
Active fixe (inclusiv reparatii capitale)	71.01	40,000	40,000	40,000	0	0	0	0	0	18,576
Constructii	71.01.01	0	0	0	0	0	0	0	0	87
Masini, echipamente si mijloace de transport	71.01.02	40,000	40,000	40,000	0	0	0	0	0	4,813
Mobilier, aparatura birotica si alte active corporale	71.01.03	0	0	0	0	0	0	0	0	13,676
<b>TITLUL XIX PLATI EFECTUATE IN ANII PRECEDENTI SI RECUPERATE IN ANUL CURENT</b>	<b>85</b>	<b>0</b>	<b>0</b>	<b>0</b>	<b>-4,121</b>	<b>-4,121</b>	<b>-4,121</b>	<b>-4,121</b>	<b>0</b>	<b>0</b>
Plati efectuate in anii precedenti si recuperate in anul curent	85.01	0	0	0	-4,121	-4,121	-4,121	-4,121	0	0
Plati efectuate in anii precedenti si recuperate in anul curent in sectiunea de functionare a bugetului local	85.01.01	0	0	0	-4,121	-4,121	-4,121	-4,121	0	0

PRIMAR,  
Cristi Valentin Misaila



DIRECTOR EXECUTIV,  
Carmen Grosu

Sef serviciu buget-contabilitate,  
Poiana Simona





Contul de executie al bugetului institutiilor publice la data de 31.03.2019  
sursa de finantare : 10

## Capitol 67.10

DENUMIREA INDICATORILOR	Cod indicator	Credite de angajament		Credite bugetare		Angajamente bugetare	Angajamente legale	Plăți efectuate	Angajamente legale de plătit	Cheltuieli efective
		aprobate la finele perioadei de raportare	trimestriale cumulate	aprobate la finele perioadei de raportare	trimestriale cumulate					
<b>TOTAL CHELTUIELI</b>	<b>00</b>	<b>14,471,000</b>	<b>14,471,000</b>	<b>14,471,000</b>	<b>3,065,151</b>	<b>3,082,561</b>	<b>3,082,561</b>	<b>3,065,151</b>	<b>17,410</b>	<b>3,909,599</b>
<b>CHELTUIELI CURENTE</b>	<b>01</b>	<b>14,170,000</b>	<b>14,170,000</b>	<b>14,170,000</b>	<b>3,072,190</b>	<b>3,089,600</b>	<b>3,089,600</b>	<b>3,072,190</b>	<b>17,410</b>	<b>3,879,416</b>
<b>TITLUL I CHELTUIELI DE PERSONAL</b>	<b>10</b>	<b>5,370,000</b>	<b>5,370,000</b>	<b>5,370,000</b>	<b>1,260,062</b>	<b>1,260,062</b>	<b>1,260,062</b>	<b>1,260,062</b>	<b>0</b>	<b>1,361,054</b>
Cheltuieli salariale in bani	10.01	5,193,000	5,193,000	5,193,000	1,218,867	1,218,867	1,218,867	1,218,867	0	1,317,848
Salarii de baza	10.01.01	4,614,000	4,614,000	4,614,000	1,172,297	1,172,297	1,172,297	1,172,297	0	1,265,783
Sporuri pentru conditii de munca	10.01.05	105,000	105,000	105,000	22,380	22,380	22,380	22,380	0	27,089
Alte sporuri	10.01.06	96,000	96,000	96,000	21,385	21,385	21,385	21,385	0	13,178
Indemnizatii de delegare	10.01.13	8,000	8,000	8,000	0	0	0	0	0	0
Indemnizatie de hrana	10.01.17	354,000	354,000	354,000	0	0	0	0	0	11,798
Alte drepturi salariale in bani	10.01.30	16,000	16,000	16,000	2,805	2,805	2,805	2,805	0	0
Contributii	10.03	177,000	177,000	177,000	41,195	41,195	41,195	41,195	0	43,206
Contributii de asigurari sociale de stat	10.03.01	61,000	61,000	61,000	14,008	14,008	14,008	14,008	0	15,457
Contributii la Fd. de garantare a creantelor salariale	10.03.07	116,000	116,000	116,000	27,187	27,187	27,187	27,187	0	27,749
<b>TITLUL II BUNURI SI SERVICII</b>	<b>20</b>	<b>8,800,000</b>	<b>8,800,000</b>	<b>8,800,000</b>	<b>1,812,128</b>	<b>1,829,538</b>	<b>1,829,538</b>	<b>1,812,128</b>	<b>17,410</b>	<b>2,518,362</b>
Bunuri si servicii	20.01	718,000	718,000	718,000	219,932	229,361	229,361	219,932	9,429	226,244
Furnituri de birou	20.01.01	7,000	7,000	7,000	1,134	1,134	1,134	1,134	0	1,684
Materiale pentru curatenie	20.01.02	8,000	8,000	8,000	357	357	357	357	0	1,497
Incalzit, Iluminat si forta motrica	20.01.03	280,000	280,000	280,000	172,016	180,738	180,738	172,016	8,722	175,565
-incalzire-sistem centralizat (ENET)	20.01.03.01	137,000	137,000	137,000	93,152	99,702	99,702	93,152	6,550	99,703
-incalzire cu gaze (Distrigaz)	20.01.03.02	93,000	93,000	93,000	47,791	47,791	47,791	47,791	0	47,791
- energie electrica (ELECTRICA)	20.01.03.04	50,000	50,000	50,000	31,073	33,245	33,245	31,073	2,172	28,071
Apa, canal si salubritate	20.01.04	49,000	49,000	49,000	12,869	12,869	12,869	12,869	0	12,870
Carburanti si lubrifianti	20.01.05	6,000	6,000	6,000	0	0	0	0	0	0
Piese de schimb	20.01.06	2,000	2,000	2,000	0	0	0	0	0	0
Posta, telecomunicatii, radio, tv, internet	20.01.08	30,000	30,000	30,000	8,295	8,302	8,302	8,295	7	8,156
Materiale si prestari de servicii cu caracter functional	20.01.09	191,000	191,000	191,000	12,503	12,503	12,503	12,503	0	11,824
Alte bunuri si servicii pentru intretinere si functionare	20.01.30	145,000	145,000	145,000	12,758	13,458	13,458	12,758	700	14,648
Reparatii curente	20.02	217,000	217,000	217,000	0	0	0	0	0	0
Medicamente si materiale sanitare	20.04	30,000	30,000	30,000	4,578	4,578	4,578	4,578	0	4,164

Medicamente	20.04.01	30,000	30,000	30,000	4,578	4,578	4,578	4,578	0	4,164
Bunuri de natura obiectelor de inventar	20.05	117,000	117,000	117,000	3,367	3,367	3,367	3,367	0	714,313
Uniforme si echipament	20.05.01	98,000	98,000	98,000	1,759	1,759	1,759	1,759	0	713,804
Alte obiecte de inventar	20.05.30	19,000	19,000	19,000	1,608	1,608	1,608	1,608	0	509
Deplasari, detasari, transferari	20.06	13,000	13,000	13,000	2,704	2,704	2,704	2,704	0	2,582
Deplasari interne, detasari, transferari	20.06.01	13,000	13,000	13,000	2,704	2,704	2,704	2,704	0	2,582
Carti, publicatii si materiale documentare	20.11	1,000	1,000	1,000	0	0	0	0	0	0
Pregatire profesionala	20.13	3,000	3,000	3,000	0	0	0	0	0	0
Alte cheltuieli	20.30	7,701,000	7,701,000	7,701,000	1,581,547	1,589,528	1,589,528	1,581,547	7,981	1,571,059
Reclama si publicitate	20.30.01	1,000	1,000	1,000	270	270	270	270	0	270
Chirii	20.30.04	200,000	200,000	200,000	86,643	86,643	86,643	86,643	0	80,393
Alte cheltuieli cu bunuri si servicii	20.30.30	7,500,000	7,500,000	7,500,000	1,494,634	1,502,615	1,502,615	1,494,634	7,981	1,490,396
<b>70. CHELTUIELI DE CAPITAL (70=71+72)</b>	<b>70</b>	<b>301,000</b>	<b>301,000</b>	<b>301,000</b>	<b>0</b>	<b>0</b>	<b>0</b>	<b>0</b>	<b>0</b>	<b>30,183</b>
<b>TITLUL XIII ACTIVE NEFINANCIARE</b>	<b>71</b>	<b>301,000</b>	<b>301,000</b>	<b>301,000</b>	<b>0</b>	<b>0</b>	<b>0</b>	<b>0</b>	<b>0</b>	<b>30,183</b>
Active fixe (inclusiv reparatii capitale)	71.01	301,000	301,000	301,000	0	0	0	0	0	30,183
Constructii	71.01.01	0	0	0	0	0	0	0	0	3
Masini, echipamente si mijloace de transport	71.01.02	281,000	281,000	281,000	0	0	0	0	0	24,667
Mobilier, aparatura birotica si alte active corporale	71.01.03	0	0	0	0	0	0	0	0	5,513
Alte active fixe (inclusiv reparatii capitale)	71.01.30	20,000	20,000	20,000	0	0	0	0	0	0
<b>TITLUL XIX PLATI EFECTUATE IN ANII PRECEDENTI SI RECUPERATE IN ANUL CURENT</b>	<b>85</b>	<b>0</b>	<b>0</b>	<b>0</b>	<b>-7039</b>	<b>-7039</b>	<b>-7039</b>	<b>-7039</b>	<b>0</b>	<b>0</b>
Plati efectuate in anii precedenti si recuperate in anul curent	85.01	0	0	0	-7039	-7039	-7039	-7039	0	0
Plati efectuate in anii precedenti si recuperate in anul curent in sectiunea de functionare a bugetului local	85.01.01			0	-7,039	-7,039	-7,039	-7,039	0	0

PRIMAR,  
Cristi Valentin Misaila



DIRECTOR EXECUTIV,  
Carmen Grosu

Sef serviciu buget-contabilitate,  
Poiana Simona

