

**Contul de executie al bugetului institutiilor publice la data de 31.12.2018**  
**sursa de finantare : 02**

Anexa 13

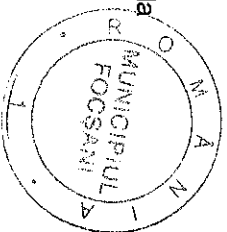
Cod Indicator	Denumire	Prev. bug. initiale	Prev. bug. trim./def.	Drepturi const. TOTAL	Drepturi const. din anii precedenti	Drepturi const. anul curent	Incasari realizate	Stingeri pe alte cai decat incasari	Drepturi const. de incasat
V	TOTAL VENITURI	130,556,000	133,893,330	192,558,030	69,016,869	123,541,161	128,940,852	1,450,507	62,166,671
49.90	VENITURI PROPRII	93,077,000	94,421,000	163,394,769	69,016,869	94,377,900	99,777,591	1,450,507	62,166,671
I	I. VENITURI CURENTE	114,654,000	117,886,330	185,660,496	69,016,374	116,644,122	122,043,728	1,450,507	62,166,261
A	A. VENITURI FISCALE	103,429,000	107,299,000	157,159,351	49,450,779	107,708,572	110,729,025	0	46,430,326
A1	A1. IMPOZIT PE VENIT, PROFIT SI CASTIGURI DIN CAPITAL	49,106,000	50,180,000	52,830,321	0	52,830,321	52,830,321	0	0
A11	A11. IMPOZIT PE VENIT, PROFIT SI CASTIGURI DIN CAPITAL DE LA PERSOANE JURIDICE	603,000	333,000	198,050	0	198,050	198,050	0	0
03.02	Impozit pe venit	603,000	333,000	198,050	0	198,050	198,050	0	0
03.02.18	Impozitul pe veniturile din transferul proprietăților imobiliare din patrimoniul personal	603,000	333,000	198,050	0	198,050	198,050	0	0
A12	A12. IMPOZIT PE VENIT, PROFIT SI CASTIGURI DIN CAPITAL DE LA PERSOANE FIZICE	48,503,000	49,847,000	52,632,271	0	52,632,271	52,632,271	0	0
04.02	Cote si sume defalcate din impozitul pe venit	48,503,000	49,847,000	52,632,271	0	52,632,271	52,632,271	0	0
04.02.01	Cote defalcate din impozitul pe venit	48,503,000	49,847,000	52,632,271	0	52,632,271	52,632,271	0	0
A3	A3. IMPOZITE SI TAXE PE PROPRIETATE	24,250,000	24,840,000	60,714,237	37,501,192	23,213,045	25,532,047	0	35,182,190
07.02	IMPOZITE SI TAXE PE PROPRIETATE	24,250,000	24,840,000	60,714,237	37,501,192	23,213,045	25,532,047	0	35,182,190
07.02.01	Impozit pe cladiri	18,530,000	19,260,000	47,881,164	30,739,497	17,141,667	20,003,595	0	27,877,569
07.02.01.01	Impozit pe cladiri persoane fizice	6,915,000	6,845,000	10,161,948	3,096,609	7,065,339	7,243,470	0	2,918,478
07.02.01.02	Impozit pe cladiri persoane juridice	11,615,000	12,415,000	37,719,216	27,642,888	10,076,338	12,760,125	0	24,959,091
07.02.02	Impozit pe terenuri	4,849,000	4,999,000	11,419,993	6,575,102	4,844,891	4,302,704	0	7,117,289
07.02.02.01	Impozit pe terenuri persoane fizice	2,393,000	2,143,000	3,696,151	1,597,103	2,099,048	2,079,012	0	1,617,139
07.02.02.02	Impozit pe terenuri persoane juridice	2,152,000	2,052,000	6,997,462	4,515,780	2,481,682	1,955,891	0	5,041,571
07.02.02.03	Impozit pe teren extravilan	304,000	304,000	726,380	462,219	264,161	267,801	0	458,579
A4	A4. IMPOZITE SI TAXE PE BUNURI SI SERVICII	871,000	1,081,000	1,413,080	186,593	1,226,487	1,225,748	0	187,332
11.02	Sume defalcate din TVA	21,577,000	23,463,000	23,085,060	0	23,085,060	23,085,060	0	0
11.02.02	Sume defalcate din TVA pentru finantarea cheltuielilor descentralizate	21,358,000	22,244,000	22,085,060	0	22,085,060	22,085,060	0	0

11.02.06	Sume defalcate din TVA pentru echilibrarea bugetelor locale	0	1,000,000	1,000,000	0	0	1,000,000	1,000,000	0	0	0	0
11.02.09	Sume defalcate din TVA pentru finantarea invatamantului particular sau confesional acreditat	219,000	219,000	0	0	0	0	0	0	0	0	0
12.02	Alte impozite si taxe generale pe bunuri si servicii	0	0	1,941	1,814	127	0	0	0	0	1,941	0
12.02.07	Taxe hoteliere	0	0	1,941	1,814	127	0	0	0	0	1,941	0
15.02	Taxe pe servicii specifice	35,000	35,000	39,372	0	39,372	37,839	0	0	0	1,533	0
15.02.01	Impozit pe spectacole	35,000	35,000	39,372	0	39,372	37,839	0	0	0	1,533	0
16.02	Taxe pe utiliz bunurilor, autoriz utiliz bunurilor	8,155,000	8,355,000	19,724,138	11,624,159	8,100,039	8,785,663	0	0	0	10,938,535	0
16.02.02	Taxa asupra mijloacelor de transport	6,238,000	6,338,000	17,596,402	11,459,934	6,136,468	6,787,789	0	0	0	10,808,613	0
16.02.02.01	Taxa asupra mijloacelor de transport detinute de persoane fizice	4,088,000	4,088,000	10,084,355	6,372,583	3,711,772	4,353,475	0	0	0	5,730,880	0
16.02.02.02	Taxa asupra mijloacelor de transport detinute de persoane juridice	2,150,000	2,250,000	7,512,047	5,087,351	2,424,696	2,434,314	0	0	0	5,077,733	0
16.02.03	Taxe si tarife pentru elib de licente si autoriz	1,580,000	1,880,000	2,094,740	139,566	1,955,174	1,966,527	0	0	0	128,213	0
16.02.50	Alte taxe pe utilizarea bunurilor	337,000	137,000	33,056	24,659	8,397	31,347	0	0	0	1,709	0
A6	ALTE IMPOZITE SI TAXE FISCALE	306,000	426,000	764,222	323,614	440,608	458,095	0	0	0	306,127	0
18.02	ALTE IMPOZITE SI TAXE FISCALE	306,000	426,000	764,222	323,614	440,608	458,095	0	0	0	306,127	0
18.02.50	Alte impozite si taxe	306,000	426,000	764,222	323,614	440,608	458,095	0	0	0	306,127	0
C	C. VENITURI NEFISCALE	11,225,000	10,587,330	28,501,145	19,565,595	8,935,550	11,314,703	1,450,507	15,735,935	0	306,127	0
C1	C1. VENITURI DIN PROPRIETATE	4,470,000	4,568,000	11,269,556	7,519,826	3,749,730	4,995,595	0	0	0	6,273,961	0
30.02	Venituri din proprietate	4,461,000	4,559,000	11,263,941	7,519,752	3,744,189	4,990,200	0	0	0	6,273,741	0
30.02.05	Venituri din concesiuni si inchirieri	4,461,000	4,554,000	11,258,953	7,516,899	3,742,054	4,985,212	0	0	0	6,273,741	0
30.02.05.30	Alte venituri din concesiuni si inchirieri de catre institutiile publice	4,461,000	4,554,000	11,258,953	7,516,899	3,742,054	4,985,212	0	0	0	6,273,741	0
30.02.08	Venituri din dividende	0	5,000	4,988	2,853	2,135	4,988	0	0	0	0	0
30.02.08.02	Venituri din dividende de la alti platatori	0	5,000	4,988	2,853	2,135	4,988	0	0	0	0	0
31.02	Venituri din dobanzi	9,000	9,000	5,615	74	5,541	5,395	0	0	0	220	0
31.02.03	Alte venituri din dobanzi	9,000	9,000	5,615	74	5,541	5,395	0	0	0	220	0
C2	C2. VANZARI DE BUNURI SI SERVICII	6,755,000	6,019,330	17,231,589	12,045,769	5,185,820	6,319,108	1,450,507	9,461,974	0	26,790	0
33.02	Venituri din prestari de servicii si alte activitati	745,000	747,000	836,375	25,695	810,680	809,585	0	0	0	26,790	0
33.02.08	Venituri din prestari de servicii	10,000	10,000	3,263	0	3,263	3,263	0	0	0	0	0
33.02.10	Contributia parintilor sau sustinatorilor legali pentru intretinerea copiilor in crese	90,000	90,000	97,057	0	97,057	97,057	0	0	0	0	0
33.02.12	Contributia persoanelor beneficiare ale cantinelor de ajutor social	60,000	60,000	55,822	0	55,822	55,822	0	0	0	0	0
33.02.13	Contributia de intretinere a persoanelor asistate	575,000	575,000	641,182	0	641,182	641,182	0	0	0	0	0
33.02.28	Venituri din recuperarea cheltuielilor de judecata, impozitatii si despagubiri	10,000	12,000	39,051	25,695	13,356	12,261	0	0	0	26,790	0

34.02	Venituri din taxe administrative, eliberari permise	0	0	5,973	0	5,973	5,973	0	0	0
34.02.02	Taxe extrajudiciare de timbru	0	0	5,973	0	5,973	5,973	0	0	0
35.02	Amenzi, penalitati si confiscari	4,985,000	4,245,000	15,305,073	11,979,057	3,326,016	4,488,996	1,450,507	9,365,570	0
35.02.01	Venituri din amenzi si alte sanctiuni aplicate potrivit dispozitiilor legale	4,360,000	3,460,000	13,298,268	11,129,066	2,169,202	3,658,185	1,394,069	8,246,014	0
35.02.01.02	Venituri din amenzi si alte sanctiuni aplicate de catre altele institutii de specialitate	4,360,000	3,460,000	13,298,268	11,129,066	2,169,202	3,658,185	1,394,069	8,246,014	0
35.02.50	Alte amenzi, penalitati si confiscari	625,000	785,000	2,006,805	849,991	1,156,814	830,811	56,438	1,119,556	0
36.02	Diverse venituri	1,025,000	1,025,000	1,081,838	41,017	1,040,821	1,012,224	0	69,614	0
36.02.50	Alte venituri	1,025,000	1,025,000	1,081,838	41,017	1,040,821	1,012,224	0	69,614	0
37.02	Transferuri voluntare, altele decat subventiile	0	2,330	2,330	0	2,330	2,330	0	0	0
37.02.01	Donatii si sponsorizari	0	2,330	2,330	0	2,330	2,330	0	0	0
37.02.03	Varsaminte din sectiunea de functionare pentru	0	-342,340	0	0	0	0	0	0	0
37.02.04	Varsaminte din sectiunea de dezvoltare a bugetului local	0	342,340	0	0	0	0	0	0	0
II	II. VENITURI DIN CAPITAL	0	0	821,663	495	821,168	821,253	0	410	0
39.02	Venituri din valorificarea unor bunuri	0	0	821,663	495	821,168	821,253	0	410	0
39.02.01	Venituri din valorificarea unor bunuri ale institutiilor publice	0	0	18,701	0	18,701	18,701	0	0	0
39.02.03	Venituri din vanzarea locuintelor construite din fondurile statului	0	0	199,066	0	199,066	199,066	0	0	0
39.02.07	Venituri din vanzarea unor bunuri apartinand domeniului privat	0	0	603,896	495	603,401	603,486	0	410	0
48.02	Sume primite de la UE/alti donatori in contul platilor efectuate si prefinantari aferente cadrului financiar 2014-2020	0	9,050,000	11,427	0	11,427	11,427	0	0	0
48.02.01	Fondul European de Dezvoltare Regionala (FEDR)	0	8,945,000	0	0	0	0	0	0	0
48.02.01.01	Sume primite in contul platilor efectuate in anul curent	0	8,945,000	0	0	0	0	0	0	0
48.02.15	Alte programe comunitare finantate in perioada 2014-2020 (APC)	0	105,000	11,427	0	11,427	11,427	0	0	0
48.02.15.01	Sume primite in contul platilor efectuate in anul curent	0	105,000	11,427	0	11,427	11,427	0	0	0
IV	IV. SUBVENTII	15,902,000	6,957,000	6,064,444	0	6,064,444	6,064,444	0	0	0
00.18	SUBVENTII DE LA ALTE NIVELE ALE ADMINISTRATIEI PUBLICE	15,902,000	6,957,000	6,064,444	0	6,064,444	6,064,444	0	0	0
42.02	Subventii de la bugetul de stat	6,957,000	6,957,000	6,064,444	0	6,064,444	6,064,444	0	0	0
00.19	A. DE CAPITAL	1,001,000	1,001,000	1,230,190	0	1,230,190	1,230,190	0	0	0

42.02.20	Subventii de la bugetul de stat catre bugetele locale necesare sustinerii derularii proiectelor finantate din fonduri externe nerambursabile (FEN)	1,001,000	1,001,000	0	0	0	0	0	0	0	0	0	0	0	0	0	0	0	
42.02.65	Finantarea Programului National de Dezvoltare Locala	0	0	1,230,190	0	1,230,190	1,230,190	0	0	0	0	0	0	0	0	0	0	0	0
00.20	B. CURENTE	5,956,000	5,956,000	4,834,254	0	4,834,254	4,834,254	0	0	0	0	0	0	0	0	0	0	0	0
42.02.34	Subventii pentru acordarea ajutorului pentru incalzirea locuintei cu lemne, carbuni, combustibili	30,000	30,000	10,854	0	10,854	10,854	0	0	0	0	0	0	0	0	0	0	0	0
42.02.41	Subventii din bugetul de stat pentru finantarea sanatatii	5,926,000	5,926,000	4,823,400	0	4,823,400	4,823,400	0	0	0	0	0	0	0	0	0	0	0	0
45.02	Sume primite de la UE in contul platilor efectuate	8,945,000	0	0	0	0	0	0	0	0	0	0	0	0	0	0	0	0	0
45.02.01	Fondul European de Dezvoltare Regionala	8,945,000	0	0	0	0	0	0	0	0	0	0	0	0	0	0	0	0	0
45.02.01.01	Sume primite in contul platilor efectuate in anul curent	8,945,000	0	0	0	0	0	0	0	0	0	0	0	0	0	0	0	0	0

**PRIMAR**  
Cristi Valentin Misaila



**DIRECTOR EXECUTIV,**

Carmen Grosu

**Ser serviciu buget-contabilitate,**  
Simona Poieana

**Contul de executie al bugetului institutiilor publice la data de 31.12.2018**  
**sursa de finantare : 02**

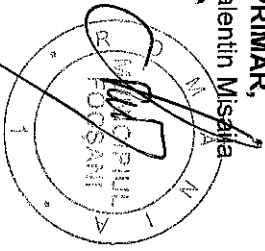
Denumire	Cod/indicator	Credite de angajament	Credite bugetare initiale	Credite bugetare trimestriale	Angajamente bugetare	Angajamente legale	Angajamente legale	Plati efectuate	Angajamente legale de plati	Cheltuieli efective
<b>TOTAL CHELTUIELI</b>	<b>C</b>	<b>336,631,240</b>	<b>130,556,000</b>	<b>177,490,330</b>	<b>148,747,644</b>	<b>148,298,020</b>	<b>144,036,644</b>	<b>4,261,376</b>	<b>139,238,124</b>	
<b>Partea I-a SERVICII PUBLICE GENERALE</b>	<b>50.02</b>	<b>22,465,320</b>	<b>19,735,000</b>	<b>22,513,990</b>	<b>20,476,561</b>	<b>20,286,554</b>	<b>19,788,912</b>	<b>497,642</b>	<b>20,105,965</b>	
Autoritati publice si actiuni externe	51.02	18,958,200	14,770,000	19,006,870	17,857,791	17,667,784	17,170,142	497,642	17,475,687	
Autoritati executive si legislative	51.02.01	18,958,200	14,770,000	19,006,870	17,857,791	17,667,784	17,170,142	497,642	17,475,687	
Autoritati executive	51.02.01.03	18,958,200	14,770,000	19,006,870	17,857,791	17,667,784	17,170,142	497,642	17,475,687	
Alte servicii publice generale	54.02	2,427,120	3,465,000	2,427,120	1,590,308	1,590,308	1,590,308	0	1,601,816	
Fond de rezerva bugetara la dispozitia autoritatilor locale	54.02.05	822,120	2,400,000	822,120	0	0	0	0	0	
Servicii publice comunitare de evidenta a persoanelor	54.02.10	1,605,000	1,045,000	1,605,000	1,590,308	1,590,308	1,590,308	0	1,590,308	
Alte servicii publice generale	54.02.50	0	20,000	0	0	0	0	0	11,508	
Dobanzi	55.02	1,080,000	1,500,000	1,080,000	1,028,462	1,028,462	1,028,462	0	1,028,462	
<b>Partea a II-a APARARE, ORDINE PUBLICA SI SIGURANTA NATIONALA</b>	<b>59.02</b>	<b>8,504,100</b>	<b>5,761,000</b>	<b>8,359,720</b>	<b>7,694,749</b>	<b>7,667,649</b>	<b>7,646,047</b>	<b>21,602</b>	<b>7,835,867</b>	
Ordine publica si siguranta nationala	61.02	8,504,100	5,761,000	8,359,720	7,694,749	7,667,649	7,646,047	21,602	7,835,867	
Ordine publica	61.02.03	7,775,000	5,550,000	7,766,840	7,602,044	7,602,044	7,602,044	0	7,624,552	
Politie locala	61.02.03.04	7,775,000	5,550,000	7,766,840	7,602,044	7,602,044	7,602,044	0	7,624,552	
Proiecte civile si protectia contra incendiilor (proiecte civile nonmilitara)	61.02.05	729,100	211,000	592,880	92,705	65,605	44,003	21,602	211,315	
<b>Partea a III-a CHELTUIELI SOCIAL-CULTURALE</b>	<b>64.02</b>	<b>126,383,640</b>	<b>68,092,000</b>	<b>86,556,200</b>	<b>73,423,444</b>	<b>73,415,867</b>	<b>72,053,365</b>	<b>1,362,502</b>	<b>69,327,414</b>	
Invatamant	65.02	55,436,060	18,943,000	21,779,020	13,934,935	13,933,864	13,893,031	40,833	13,953,471	
Invatamant prescolar si primar	65.02.03	28,586,030	7,941,700	9,804,720	5,755,032	5,753,961	5,732,049	21,912	5,517,312	
Invatamant prescolar	65.02.03.01	6,813,490	1,988,000	2,911,490	2,182,817	2,182,817	2,171,512	11,305	1,995,416	
Invatamant primar	65.02.03.02	21,772,540	5,953,700	6,893,230	3,571,215	3,571,144	3,560,537	10,607	3,521,896	
Invatamant secundar	65.02.04	26,697,030	10,878,300	11,821,300	8,048,016	8,048,016	8,029,095	18,921	8,298,332	
Invatamant secundar superior	65.02.04.02	26,697,030	10,878,300	11,821,300	8,048,016	8,048,016	8,029,095	18,921	8,298,332	
Invatamant postliceal	65.02.05	83,000	83,000	83,000	82,926	82,926	82,926	0	88,866	
Alte cheltuieli in domeniul invatamantului	65.02.50	70,000	40,000	70,000	48,961	48,961	48,961	0	48,961	
Sanatare	66.02	6,887,160	5,956,000	6,367,200	4,982,045	4,982,045	4,956,104	25,941	5,108,068	

Servicii de sanatate publica	66.02.08	6,857,160	5,926,000	6,337,200	4,960,497	4,960,497	4,934,556	25,941	5,086,520
Alte cheltuieli in domeniul sanatatii	66.02.50	30,000	30,000	30,000	21,548	21,548	21,548	0	21,548
Alte institutii si actiuni sanitare	66.02.50.50	30,000	30,000	30,000	21,548	21,548	21,548	0	21,548
Cultura, recreere si religie	67.02	33,981,430	16,874,000	28,336,110	26,592,094	26,585,591	25,313,736	1,271,855	22,530,411
Servicii culturale	67.02.03	7,755,000	7,059,000	7,755,000	7,583,853	7,583,853	7,583,853	0	7,583,852
Institutii publice de spectacole si concerte	67.02.03.04	6,449,000	6,034,000	6,449,000	6,290,635	6,290,635	6,290,635	0	6,290,634
Casa de cultura	67.02.03.06	1,306,000	1,025,000	1,306,000	1,293,218	1,293,218	1,293,218	0	1,293,218
Servicii recreative si sportive	67.02.05	23,128,430	7,155,000	17,483,110	15,961,201	15,954,698	14,777,089	1,177,609	11,966,158
Sport	67.02.05.01	7,875,060	3,670,000	8,714,000	8,657,976	8,657,976	8,545,611	112,365	7,819,037
Tineret	67.02.05.02	20,000	20,000	20,000	14,359	11,359	3,859	7,500	1,840
Intretinere gradini publice, parcuri, zone verzi, baze sportive si de agrement	67.02.05.03	15,233,370	3,465,000	8,749,110	7,288,866	7,285,363	6,227,619	1,057,744	4,145,281
Alte servicii en domeniile culturii, recreerii si religiei	67.02.50	3,098,000	2,660,000	3,098,000	3,047,040	3,047,040	2,952,794	94,246	2,980,401
Asigurarii si asistenta sociala	68.02	30,078,990	26,319,000	30,073,870	27,914,370	27,914,367	27,890,494	23,873	27,735,464
Asistenta acordata persoanelor in varsta	68.02.04	3,948,160	2,580,000	3,948,160	3,709,385	3,709,385	3,692,396	16,989	3,535,142
Asistenta sociala in caz de boli si invalizitati	68.02.05	18,014,000	17,187,000	18,012,930	16,794,595	16,794,595	16,794,595	0	16,914,346
Asistenta sociala in caz de invalizitate	68.02.05.02	18,014,000	17,187,000	18,012,930	16,794,595	16,794,595	16,794,595	0	16,914,346
Crise	68.02.11	2,148,000	1,450,000	2,148,000	1,966,742	1,966,739	1,966,739	0	1,884,405
Prevenirea excluderii sociale	68.02.15	2,391,500	2,442,000	2,391,500	2,057,236	2,057,236	2,051,594	5,642	2,066,563
Ajutor social	68.02.15.01	109,000	200,000	109,000	93,882	93,882	93,882	0	93,882
Cantine de ajutor social	68.02.15.02	2,282,500	2,242,000	2,282,500	1,963,354	1,963,354	1,957,712	5,642	1,972,681
Alte cheltuieli in domeniul asigurarilor si asistentei sociale	68.02.50	3,577,330	2,660,000	3,573,280	3,386,412	3,386,412	3,385,170	1,242	3,335,008
Alte cheltuieli in domeniul asistentei sociale	68.02.50.50	3,577,330	2,660,000	3,573,280	3,386,412	3,386,412	3,385,170	1,242	3,335,008
<b>Partea a IV-a-SERVICIILOR SI DEZVOLTARE PUBLICA, LOCUINTE, MEDIU SI APE</b>	<b>69.02</b>	<b>39,827,120</b>	<b>19,082,000</b>	<b>30,957,950</b>	<b>23,162,769</b>	<b>23,080,437</b>	<b>22,399,274</b>	<b>681,163</b>	<b>26,518,490</b>
Locuinte, servicii si dezvoltare publica	70.02	32,528,120	14,188,000	23,659,250	16,134,267	16,051,935	15,370,772	681,163	19,732,311
Locuinte	70.02.03	12,050,860	2,830,000	4,715,240	641,007	629,821	464,223	165,598	537,994
Alte cheltuieli in domeniul locuintelor	70.02.03.30	12,050,860	2,830,000	4,715,240	641,007	629,821	464,223	165,598	537,994
Alimentare cu apa si amenajari hidrotenice	70.02.05	10,000	0	10,000	0	0	0	0	0
Alimentare cu apa	70.02.05.01	10,000	0	10,000	0	0	0	0	0
Iluminat public si electrificari rurale	70.02.06	4,113,690	4,860,000	4,113,690	3,880,657	3,880,657	3,880,657	0	3,387,840
Alte servicii en domeniile locuintelor, serviciilor si dezvoltarii comunale	70.02.50	16,353,570	6,498,000	14,820,320	11,612,603	11,541,457	11,025,892	515,565	15,806,477
Protectia mediului	74.02	7,299,000	4,894,000	7,298,700	7,028,502	7,028,502	7,028,502	0	6,786,179
Salubritate si gestionarea deseurilor	74.02.05	7,297,500	4,420,000	7,297,200	7,028,502	7,028,502	7,028,502	0	6,786,179

Salubritate	74.02.05.01	7,139,500	4,420,000	7,139,200	7,028,502	7,028,502	7,028,502	0	6,786,179
Colectarea, tratarea si distrugerea deseurilor	74.02.05.02	158,000	0	158,000	0	0	0	0	0
Canalizarea si tratarea apelor reziduale	74.02.06	1,500	474,000	1,500	0	0	0	0	0
<b>Partea a V-a ACTIUNI ECONOMICE</b>	<b>79.02</b>	<b>139,451,060</b>	<b>17,886,000</b>	<b>29,102,470</b>	<b>23,990,121</b>	<b>23,847,513</b>	<b>22,149,046</b>	<b>1,698,467</b>	<b>15,450,388</b>
Actiuni generale economice, comerciale si de munca	80.02	3,610,000	4,710,000	3,610,000	3,526,384	3,526,384	3,526,384	0	328,586
Actiuni generale economice si comerciale	80.02.01	3,610,000	4,710,000	3,610,000	3,526,384	3,526,384	3,526,384	0	328,586
Alte cheltuieli pentru actiuni generale economice si comerciale	80.02.01.30	3,610,000	4,710,000	3,610,000	3,526,384	3,526,384	3,526,384	0	328,586
Combustibili si energie	81.02	84,926,110	9,080,000	13,041,370	10,526,778	10,526,778	10,247,401	279,377	9,617,457
Energie termica	81.02.06	84,821,110	9,080,000	12,936,370	10,515,543	10,515,543	10,236,166	279,377	9,605,943
Alte cheltuieli privind combustibili si energia	81.02.50	105,000	0	105,000	11,235	11,235	11,235	0	11,514
Transporturi	84.02	50,914,950	4,096,000	12,451,100	9,936,959	9,794,351	8,375,261	1,419,090	5,504,345
Transport rutier	84.02.03	50,914,950	4,096,000	12,451,100	9,936,959	9,794,351	8,375,261	1,419,090	5,504,345
Transport in comun	84.02.03.02	582,500	0	582,500	382,287	382,287	343,573	38,714	138,146
Strazi	84.02.03.03	50,332,450	4,096,000	11,868,600	9,554,672	9,412,064	8,031,688	1,380,376	5,366,199

**PRIMAR,**

Cristi Valentin Misalia



**DIRECTOR EXECUTIV,**

Carmen Grosu

**Sef serviciu buget-contabilitate,**

Simona Poieana

**Contul de executie al bugetului institutiilor publice la data de 31.12.2018**  
**sursa de finantare : 02**

Denumire	CodIndicator	Credite de angajament	Credite bugetare		Credite bugetare trimestriale	Angajamente bugetare	Angajamente legale	Angajamente legale	Plati efectuate	Angajamente legale de plati	Cheltuieli efective
			initiale	12.020,000							
<b>TOTAL CHELTUIELI</b>	<b>00</b>	<b>18,958,200</b>	<b>14,770,000</b>	<b>14,770,000</b>	<b>19,006,870</b>	<b>17,857,791</b>	<b>17,315,784</b>	<b>17,315,784</b>	<b>17,170,142</b>	<b>497,642</b>	<b>17,475,687</b>
<b>CHELTUIELI CURENTE</b>	<b>01</b>	<b>18,438,500</b>	<b>14,770,000</b>	<b>14,770,000</b>	<b>18,438,500</b>	<b>17,468,710</b>	<b>17,278,703</b>	<b>17,278,703</b>	<b>16,855,701</b>	<b>423,002</b>	<b>17,011,483</b>
<b>TITLUL I CHELTUIELI DE PERSONAL</b>	<b>10</b>	<b>15,134,000</b>	<b>12,020,000</b>	<b>12,020,000</b>	<b>15,134,000</b>	<b>14,375,958</b>	<b>14,375,958</b>	<b>14,375,958</b>	<b>14,375,958</b>	<b>0</b>	<b>14,542,800</b>
Cheltuieli salariale in bani	10.01	14,325,900	11,336,900	11,336,900	14,325,900	13,682,353	13,682,353	13,682,353	13,682,353	0	14,008,882
Salarii de baza	10.01.01	12,209,900	9,971,900	9,971,900	12,209,900	11,997,287	11,997,287	11,997,287	11,997,287	0	12,315,107
Sporuri pentru conditii de munca	10.01.05	1,080,000	0	0	1,080,000	937,473	937,473	937,473	937,473	0	1,026,455
Alte sporuri	10.01.06	300,000	1,000,000	1,000,000	300,000	109,802	109,802	109,802	109,802	0	52,979
Indemnizati platite unor persoane din afara unitatii	10.01.12	421,000	300,000	300,000	421,000	403,809	403,809	403,809	403,809	0	404,890
Indemnizati de delegare	10.01.13	15,000	15,000	15,000	15,000	6,695	6,695	6,695	6,695	0	6,695
Alte drepturi salariale in bani	10.01.30	300,000	50,000	50,000	300,000	227,287	227,287	227,287	227,287	0	202,756
Cheltuieli salariale in natura	10.02	240,000	226,000	226,000	240,000	215,050	215,050	215,050	215,050	0	215,050
Tichete de vacanta	10.02.06	240,000	226,000	226,000	240,000	215,050	215,050	215,050	215,050	0	215,050
Contributii	10.03	568,100	457,100	457,100	568,100	478,555	478,555	478,555	478,555	0	318,868
Contributii de asigurari sociale de stat	10.03.01	134,200	130,000	130,000	134,200	133,946	133,946	133,946	133,946	0	4,282
Contributii de asigurari de somaj	10.03.02	4,400	4,100	4,100	4,400	4,202	4,202	4,202	4,202	0	131
Contributii de asigurari sociale de sanatate	10.03.03	44,100	42,600	42,600	44,100	43,623	43,623	43,623	43,623	0	1,317
Contributii de asigurari pentru accidente de munca si bofi profesionale	10.03.04	1,300	1,300	1,300	1,300	1,273	1,273	1,273	1,273	0	40
Contributii pentru concedii si indemnizatii	10.03.06	24,100	9,100	9,100	24,100	9,228	9,228	9,228	9,228	0	212
Contributii la Fd. de garantare a creanțelor salariale	10.03.07	360,000	270,000	270,000	360,000	286,283	286,283	286,283	286,283	0	312,886
<b>TITLUL II BUNURI SI SERVICII</b>	<b>20</b>	<b>3,061,500</b>	<b>2,550,000</b>	<b>2,550,000</b>	<b>3,061,500</b>	<b>2,863,676</b>	<b>2,673,669</b>	<b>2,673,669</b>	<b>2,250,667</b>	<b>423,002</b>	<b>2,275,849</b>
Bunuri si servicii	20.01	2,624,000	2,160,000	2,160,000	2,624,000	2,485,149	2,312,892	2,312,892	2,025,035	287,857	2,106,975
Furnituri de birou	20.01.01	75,000	75,000	75,000	75,000	66,043	66,043	66,043	63,503	2,540	77,137
Materiale pentru curatenie	20.01.02	4,000	15,000	15,000	4,000	611	611	611	431	180	688

Capitol 51.02

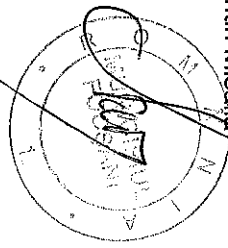




Plati efectuate in anii precedenti si recuperate in anul current	85.01	0	0	-550	-2,048	-2,048	-2,048	0	0
Plati efectuate in anii precedenti si recuperate in anul current in sectiunea de functionare a bugetului local	85.01.01	0	0	-550	-2,048	-2,048	-2,048	0	0

**PRIMAR,**

Cristi Valentin Misaila



**DIRECTOR EXECUTIV,**

Carmen Grosu

Sef serviciu buget-contabilitate,

Simona Poieana


Contul de executie al bugetului institutiilor publice la data de 31.12.2018  
sursa de finantare : 02

## Capitol 54.02

Denumire	CodIndicador	Credite de angajament	Credite bugetare initiale	Credite bugetare trimestriale	Angajamente bugetare	Angajamente legale	Plati efectuate	Angajamente legale de platit	Cheltuieli efective
<b>TOTAL CHELTUIELI</b>	<b>00</b>	<b>2,427,120</b>	<b>3,465,000</b>	<b>2,427,120</b>	<b>1,590,308</b>	<b>1,590,308</b>	<b>1,590,308</b>	<b>0</b>	<b>1,601,816</b>
<b>CHELTUIELI CURENTE</b>	<b>01</b>	<b>2,427,120</b>	<b>3,465,000</b>	<b>2,427,120</b>	<b>1,590,308</b>	<b>1,590,308</b>	<b>1,590,308</b>	<b>0</b>	<b>1,601,816</b>
<b>TITLUL II BUNURI SI SERVICII</b>	<b>20</b>	<b>0</b>	<b>20,000</b>	<b>0</b>	<b>0</b>	<b>0</b>	<b>0</b>	<b>0</b>	<b>11,508</b>
Bunuri si servicii	20.01	0	20,000	0	0	0	0	0	120
Alte bunuri si servicii pentru intretinere si functionare	20.01.30	0	20,000	0	0	0	0	0	120
Bunuri de natura obiectelor de inventar	20.05	0	0	0	0	0	0	0	11,380
Alte obiecte de inventar	20.05.30	0	0	0	0	0	0	0	11,380
Alte cheltuieli	20.30	0	0	0	0	0	0	0	8
Alte cheltuieli cu bunuri si servicii	20.30.30	0	0	0	0	0	0	0	8
<b>TITLUL V FONDURI DE REZERVA</b>	<b>50</b>	<b>822,120</b>	<b>2,400,000</b>	<b>822,120</b>	<b>0</b>	<b>0</b>	<b>0</b>	<b>0</b>	<b>0</b>
Fond de rezerva bugetara la dispozitia autoritatilor locale	50.04	822,120	2,400,000	822,120	0	0	0	0	0
<b>TITLUL VI TRANSFERURI INTRE UNITATI ALE ADMINISTRATIEI PUBLICE</b>	<b>51</b>	<b>1,605,000</b>	<b>1,045,000</b>	<b>1,605,000</b>	<b>1,590,308</b>	<b>1,590,308</b>	<b>1,590,308</b>	<b>0</b>	<b>1,590,308</b>
Transferuri curente	51.01	1,605,000	1,045,000	1,605,000	1,590,308	1,590,308	1,590,308	0	1,590,308
Transferuri catre instituti publice	51.01.01	1,605,000	1,045,000	1,605,000	1,590,308	1,590,308	1,590,308	0	1,590,308

PRIMAR,

Cristi Valentin Misaila



DIRECTOR EXECUTIV,

Carmen Grosu

Set serviciu buget-contabilitate

Simona Poieana


Contul de executie al bugetului institutiilor publice la data de 31.12.2018  
sursa de finantare : 02

## Capitol 55.02

Denumire	Cod indicator	Credite de angajament	Credite bugetare initiale	Credite bugetare trimestriale	Angajamente bugetare	Angajamente legale	Plati efectuate	Angajamente egale de platit	Cheltuieli efective
<b>TOTAL CHELTUIELI</b>	<b>00</b>	<b>1,080,000</b>	<b>1,500,000</b>	<b>1,080,000</b>	<b>1,028,462</b>	<b>1,028,462</b>	<b>1,028,462</b>	<b>0</b>	<b>1,028,462</b>
<b>CHELTUIELI CURENTE</b>	<b>01</b>	<b>1,080,000</b>	<b>1,500,000</b>	<b>1,080,000</b>	<b>1,028,462</b>	<b>1,028,462</b>	<b>1,028,462</b>	<b>0</b>	<b>1,028,462</b>
<b>TITLUL III DOBANZI</b>	<b>30</b>	<b>1,080,000</b>	<b>1,500,000</b>	<b>1,080,000</b>	<b>1,028,462</b>	<b>1,028,462</b>	<b>1,028,462</b>	<b>0</b>	<b>1,028,462</b>
Dobanzi aferente datoriei publice interne	30.01	1,080,000	1,500,000	1,080,000	1,028,462	1,028,462	1,028,462	0	1,028,462
Dobanzi aferente datoriei publice interne directe	30.01.01	1,050,000	1,200,000	1,050,000	1,028,462	1,028,462	1,028,462	0	1,028,462
Dobanzi aferente creditelor interne garantate	30.01.02	30,000	300,000	30,000	0	0	0	0	0

PRIMAR,

Cristi Valentin Misale



DIRECTOR EXECUTIV,

Carmen Grosu

Sef serviciu buget-contabilitate,

Simona Poieana


Contul de executie al bugetului institutiilor publice la data de 31.12.2018  
sursa de finantare : 02

Anexa 13

Capitol 61.02

Denumire	Codindicator	Credite de angajament	Credite bugetare initiale	Credite bugetare trimestriale	Angajamente bugetare	Angajamente legale	Angajamente legale	Plati efectuate	Angajamente legale de plati	Cheltuieli efective
<b>TOTAL CHELTUIELI</b>	<b>00</b>	<b>8,504,100</b>	<b>5,761,000</b>	<b>8,359,720</b>	<b>7,694,749</b>	<b>7,667,649</b>	<b>7,667,649</b>	<b>7,646,047</b>	<b>21,602</b>	<b>7,835,867</b>
<b>CHELTUIELI CURENTE</b>	<b>01</b>	<b>8,122,100</b>	<b>5,761,000</b>	<b>8,172,100</b>	<b>7,566,220</b>	<b>7,541,620</b>	<b>7,541,620</b>	<b>7,520,018</b>	<b>21,602</b>	<b>7,758,421</b>
<b>TITLUL I CHELTUIELI DE PERSONAL</b>	<b>10</b>	<b>7,024,000</b>	<b>5,180,000</b>	<b>7,024,000</b>	<b>6,884,650</b>	<b>6,884,650</b>	<b>6,884,650</b>	<b>6,884,650</b>	<b>0</b>	<b>7,109,166</b>
Cheltuieli salariale in bani	10.01	5,554,800	3,724,800	5,554,800	5,530,280	5,530,280	5,530,280	5,530,280	0	5,817,282
Salarii de baza	10.01.01	5,357,800	3,572,800	5,357,800	5,336,972	5,336,972	5,336,972	5,336,972	0	5,615,496
Sporuri pentru conditii de munca	10.01.05	186,000	144,000	186,000	182,803	182,803	182,803	182,803	0	191,070
Alte sporuri	10.01.06	11,000	8,000	11,000	10,505	10,505	10,505	10,505	0	10,716
Cheltuieli salariale in natura	10.02	1,267,500	1,346,500	1,267,500	1,161,848	1,161,848	1,161,848	1,161,848	0	1,164,956
Norme de hrana	10.02.02	1,125,000	1,204,000	1,125,000	1,034,798	1,034,798	1,034,798	1,034,798	0	1,037,906
Tichete de vacanta	10.02.06	142,500	142,500	142,500	127,050	127,050	127,050	127,050	0	127,050
Contributii	10.03	201,700	108,700	201,700	192,522	192,522	192,522	192,522	0	126,928
Contributii de asigurari sociale de stat	10.03.01	55,300	55,300	55,300	55,225	55,225	55,225	55,225	0	0
Contributii de asigurari de somaj	10.03.02	1,760	1,760	1,760	1,702	1,702	1,702	1,702	0	0
Contributii de asigurari sociale de sanatate	10.03.03	18,250	18,250	18,250	18,119	18,119	18,119	18,119	0	0
Contributii de asigurari pentru accidente de munca si boli profesionale	10.03.04	1,020	1,020	1,020	903	903	903	903	0	0
Contributii pentru concedii si indemnizatii	10.03.06	370	370	370	322	322	322	322	0	0
Contributia asiguratorie pentru munca	10.03.07	125,000	32,000	125,000	116,251	116,251	116,251	116,251	0	126,928
<b>TITLUL II BUNURI SI SERVICII</b>	<b>20</b>	<b>1,074,100</b>	<b>581,000</b>	<b>1,124,100</b>	<b>658,010</b>	<b>633,410</b>	<b>633,410</b>	<b>611,808</b>	<b>21,602</b>	<b>620,983</b>
Bunuri si servicii	20.01	820,250	341,000	870,250	432,513	407,913	407,913	393,627	14,286	396,116
Furnituri de birou	20.01.01	9,000	6,000	9,000	8,949	8,949	8,949	8,949	0	9,107
Materiale pentru curatenie	20.01.02	500	1,000	500	430	430	430	430	0	430
Incalziri, iluminat si forta motrica	20.01.03	55,100	61,000	55,100	54,282	54,282	54,282	52,816	1,466	52,816
-incalzire-sistem centralizat (ENET)	20.01.03.01	32,100	42,000	32,100	31,910	31,910	31,910	31,910	0	31,910
- energie electrica (ELECTRICA)	20.01.03.04	23,000	19,000	23,000	22,372	22,372	22,372	20,906	1,466	20,906
Apa, canal si salubritate	20.01.04	7,800	5,500	7,800	7,089	7,089	7,089	7,007	82	7,007
Carburanti si lubrifianti	20.01.05	82,400	70,000	82,400	77,500	77,500	77,500	77,500	0	96,151
Piese de schimb	20.01.06	13,350	12,000	13,350	13,319	13,319	13,319	13,319	0	13,319
Posta, telecomunicatii, radio, tv, internet	20.01.08	35,850	25,000	35,850	35,640	35,640	35,640	35,640	0	35,142
Materiale si prestari de servicii cu caracter functional	20.01.09	524,250	90,500	574,250	145,292	120,692	120,692	107,954	12,738	91,022
Alte bunuri si servicii pentru intretinere si functionare	20.01.30	92,000	70,000	92,000	90,012	90,012	90,012	90,012	0	91,122
Reparatii curente	20.02	0	10,000	0	0	0	0	0	0	0

Bunuri de natura obiectelor de inventar	20.05	113,900	65,000	113,900	87,613	87,613	80,297	7,316	92,527
Uniforme si echipament	20.05.01	48,650	55,000	48,650	48,642	48,642	48,642	0	55,583
Alte obiecte de inventar	20.05.30	65,250	10,000	65,250	38,971	38,971	31,655	7,316	36,944
Deplasari, detasari, transferari	20.06	19,000	35,000	19,000	18,957	18,957	18,957	0	18,957
Deplasari interne, detasari, transferari	20.06.01	19,000	35,000	19,000	18,957	18,957	18,957	0	18,957
Carti, publicatii si materiale documentare	20.11	9,000	8,000	9,000	8,905	8,905	8,905	0	8,903
Pregatire profesionala	20.13	15,300	16,000	15,300	15,300	15,300	15,300	0	15,300
Protectia muncii	20.14	26,000	20,000	26,000	25,874	25,874	25,874	0	25,874
Munite, furnituri si armament de natura activelor	20.15	0	0	0	0	0	0	0	3,125
Alte cheltuieli	20.30	70,650	86,000	70,650	68,848	68,848	68,848	0	60,181
Prime de asigurare non-viata	20.30.03	28,750	28,000	28,750	27,080	27,080	27,080	0	21,893
Chirii	20.30.04	10,400	11,000	10,400	10,320	10,320	10,320	0	10,320
Alte cheltuieli cu bunuri si servicii	20.30.30	31,500	47,000	31,500	31,448	31,448	31,448	0	27,968
<b>TITLUL XI ALTE CHELTUIELI</b>	<b>59</b>	<b>24,000</b>	<b>0</b>	<b>24,000</b>	<b>23,560</b>	<b>23,560</b>	<b>23,560</b>	<b>0</b>	<b>28,272</b>
Sume aferente persoanelor cu handicap neincadrate	59.40	24,000	0	24,000	23,560	23,560	23,560	0	28,272
<b>70. CHELTUIELI DE CAPITAL (70=71+72)</b>	<b>70</b>	<b>382,000</b>	<b>0</b>	<b>382,000</b>	<b>322,892</b>	<b>320,392</b>	<b>320,392</b>	<b>0</b>	<b>77,446</b>
<b>TITLUL XIII ACTIVE NEFINANCIARE</b>	<b>71</b>	<b>382,000</b>	<b>0</b>	<b>382,000</b>	<b>322,892</b>	<b>320,392</b>	<b>320,392</b>	<b>0</b>	<b>77,446</b>
Active fixe (inclusiv reparatii capitale)	71.01	382,000	0	382,000	322,892	320,392	320,392	0	77,446
Masini, echipamente si mijloace de transport	71.01.02	357,500	0	357,500	302,715	300,215	300,215	0	49,668
Mobilier, aparatura birou si alte active corporale	71.01.03	24,500	0	24,500	20,177	20,177	20,177	0	18,120
Alte active fixe (inclusiv reparatii capitale)	71.01.30	0	0	0	0	0	0	0	9,658
<b>TITLUL XIX PLATI EFECTUATE IN ANII PRECEDENTI SI RECUPERATE IN ANUL CURENT</b>	<b>85</b>	<b>0</b>	<b>0</b>	<b>-194,380</b>	<b>-194,363</b>	<b>-194,363</b>	<b>-194,363</b>	<b>0</b>	<b>0</b>
Plati efectuate in anii precedenti si recuperate in anul curent	85.01	0	0	-194,380	-194,363	-194,363	-194,363	0	0
Plati efectuate in anii precedenti si recuperate in anul curent in sectiunea de functionare a bugetului local	85.01.01	0	0	-194,380	-194,363	-194,363	-194,363	0	0



**PRIMAR**

Cristi Valentin Misailiaci

**DIRECTOR EXECUTIV,**  
Carmen Grosu

Simona Poiana

**Sef serviciu buget-contabilitate,**

Contul de executie al bugetului institutiilor publice la data de 31.12.2018  
sursa de finantare : 02

Anexa 13

Capitol 65.02

Denumire	Cod indicator	Credite de angajament	Credite bugetare initiale	Credite bugetare trimestriale	Angajamente bugetare	Angajamente legale	Plati efectuate	Angajamente legale de platit	Cheltuieli efective
<b>TOTAL CHELTUIELI</b>	<b>0</b>	<b>55,436,060</b>	<b>18,943,000</b>	<b>21,779,020</b>	<b>13,934,935</b>	<b>13,933,864</b>	<b>13,893,031</b>	<b>40,833</b>	<b>13,953,471</b>
<b>CHELTUIELI CURENTE</b>	<b>1</b>	<b>45,544,420</b>	<b>18,943,000</b>	<b>19,835,740</b>	<b>12,909,708</b>	<b>12,909,708</b>	<b>12,906,955</b>	<b>2,753</b>	<b>12,736,665</b>
<b>TITLUL I CHELTUIELI DE PERSONAL</b>	<b>10</b>	<b>40,500</b>	<b>0</b>	<b>40,500</b>	<b>34,830</b>	<b>34,830</b>	<b>34,830</b>	<b>0</b>	<b>249,926</b>
Cheltuieli salariale in bani	10.01	40,500	0	40,500	34,830	34,830	34,830	0	249,926
Salarii de baza	10.01.01	0	0	0	0	0	0	0	215,096
Alte sporuri	10.01.06	0	0	0	0	0	0	0	0
Fond pentru posturi ocupate prin cumuli	10.01.10	0	0	0	0	0	0	0	0
Fond aferent platii cu ora	10.01.11	0	0	0	0	0	0	0	0
Alte drepturi salariale in bani	10.01.30	40,500	0	40,500	34,830	34,830	34,830	0	34,830
Contributii	10.03	0	0	0	0	0	0	0	0
Contributii de asigurari sociale de stat	10.03.01	0	0	0	0	0	0	0	0
Contributii de asigurari de somaj	10.03.02	0	0	0	0	0	0	0	0
Contributii de asigurari sociale de sanatate	10.03.03	0	0	0	0	0	0	0	0
Contributii de asigurari pentru accidente de munca si boli profesionale	10.03.04	0	0	0	0	0	0	0	0
Contributii pentru concedii si indemnizatii	10.03.06	0	0	0	0	0	0	0	0
<b>TITLUL II BUNURI SI SERVICII</b>	<b>20</b>	<b>10,820,800</b>	<b>9,698,000</b>	<b>10,820,800</b>	<b>10,457,104</b>	<b>10,457,104</b>	<b>10,454,351</b>	<b>2,753</b>	<b>9,897,113</b>
Bunuri si servicii	20.01	7,859,890	7,983,600	7,859,890	7,591,739	7,591,739	7,588,986	2,753	7,618,020
Furnituri de birou	20.01.01	103,090	85,500	103,090	102,194	102,194	102,194	0	116,294
Materiale pentru curatenie	20.01.02	203,930	186,000	203,930	201,737	201,737	201,737	0	212,507
Incalzit, Iluminat si forta motrica	20.01.03	4,902,630	5,407,600	4,902,630	4,717,488	4,717,488	4,717,488	0	4,715,554
-Incalzire-sistem centralizat (ENET)	20.01.03.01	3,856,420	4,424,100	3,856,420	3,718,674	3,718,674	3,718,674	0	3,708,195
-Incalzire cu gaze (Distrigaz)	20.01.03.02	356,220	372,500	356,220	345,335	345,335	345,335	0	345,845
-Incalzire cu combustibil solid	20.01.03.03	6,000	6,000	6,000	5,498	5,498	5,498	0	9,458
- energie electrica (ELECTRICA)	20.01.03.04	683,990	605,000	683,990	647,981	647,981	647,981	0	652,056
Apă, canal si salubritate	20.01.04	954,610	904,100	954,610	937,744	937,744	937,744	0	945,178
Carburanti si lubrifianti	20.01.05	80,000	58,400	80,000	79,379	79,379	79,379	0	83,794
Piese de schimb	20.01.06	22,980	23,000	22,980	22,797	22,797	22,797	0	22,797
Transport	20.01.07	146,420	177,600	146,420	133,284	133,284	133,284	0	132,936
Posta, telecomunicatii, radio, tv, internet	20.01.08	166,650	149,100	166,650	159,356	159,356	159,356	0	158,576
Materiale si prestari de servicii cu caracter functional	20.01.09	416,640	387,300	416,640	402,066	402,066	402,066	0	420,084

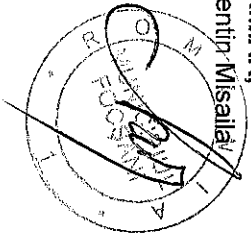
Alte bunuri si servicii pentru intretinere si functionare	20.01.30	862,940	605,000	862,940	835,694	835,694	832,941	2,753	810,300
Reparatii curente	20.02	1,247,840	662,000	1,247,840	1,226,524	1,226,524	1,226,524	0	1,202,914
Medicamente si materiale sanitare	20.04	52,520	73,700	52,520	49,979	49,979	49,979	0	57,868
Medicamente	20.04.01	5,000	5,000	5,000	4,994	4,994	4,994	0	5,994
Materiale sanitare	20.04.02	2,000	4,000	2,000	1,999	1,999	1,999	0	2,999
Reactivi	20.04.03	1,000	1,000	1,000	1,000	1,000	1,000	0	2,000
Dezinfectanti	20.04.04	44,520	63,700	44,520	41,986	41,986	41,986	0	46,875
Bunuri de natura obiectelor de inventar	20.05	726,980	203,600	726,980	671,989	671,989	671,989	0	172,836
Uniforme si echipament	20.05.01	52,480	3,300	52,480	52,473	52,473	52,473	0	985
Lenjerie si accesorii de pat	20.05.03	42,750	28,000	42,750	42,588	42,588	42,588	0	1,084
Alte obiecte de inventar	20.05.30	631,750	172,300	631,750	576,928	576,928	576,928	0	170,767
Deplasari, detasari, transferari	20.06	9,660	19,800	9,660	7,469	7,469	7,469	0	7,664
Deplasari interne, detasari, transferari	20.06.01	9,660	19,800	9,660	7,469	7,469	7,469	0	7,664
Materiale de laborator	20.09	7,420	15,500	7,420	6,373	6,373	6,373	0	6,763
Carti, publicatii si materiale documentare	20.11	38,570	45,000	38,570	35,799	35,799	35,799	0	10,004
Pregatire profesionala	20.13	32,270	35,300	32,270	29,275	29,275	29,275	0	29,072
Protectia muncii	20.14	37,990	51,500	37,990	34,873	34,873	34,873	0	34,750
Alte cheltuieli	20.30	807,660	608,000	807,660	803,084	803,084	803,084	0	757,222
Prime de asigurare non-viata	20.30.03	5,650	10,000	5,650	5,649	5,649	5,649	0	5,649
Chirii	20.30.04	180,620	202,000	180,620	180,620	180,620	180,620	0	180,620
Alte cheltuieli cu bunuri si servicii	20.30.30	621,390	396,000	621,390	616,815	616,815	616,815	0	570,953
<b>TITLUL VII ALTE TRANSFERURI</b>	<b>55</b>	<b>219,000</b>	<b>219,000</b>	<b>219,000</b>	<b>0</b>	<b>0</b>	<b>0</b>	<b>0</b>	<b>0</b>
A. Transferuri interne.	55.01	219,000	219,000	219,000	0	0	0	0	0
Finantarea invatamantului particular sau confesional acreditat	55.01.63	219,000	219,000	219,000	0	0	0	0	0
<b>TITLUL IX ASISTENTA SOCIALA</b>	<b>57</b>	<b>1,454,610</b>	<b>1,241,000</b>	<b>1,454,610</b>	<b>1,376,853</b>	<b>1,376,853</b>	<b>1,376,853</b>	<b>0</b>	<b>1,376,574</b>
Ajutoare sociale	57.02	1,454,610	1,241,000	1,454,610	1,376,853	1,376,853	1,376,853	0	1,376,574
Ajutoare sociale in numerar	57.02.01	1,242,520	1,061,000	1,242,520	1,216,587	1,216,587	1,216,587	0	1,216,338
Ajutoare sociale in natura	57.02.02	172,090	140,000	172,090	136,366	136,366	136,366	0	136,336
Tichete de cresa si tichete sociale pentru gradinita	57.02.03	40,000	40,000	40,000	23,900	23,900	23,900	0	23,900
<b>TITLUL X PROIECTE CU FINANTARE DIN FONDURI EXTERNE NERAMBURSABILE AFERENTE CADRULUI FINANCIAR 2014-2020</b>	<b>58</b>	<b>31,888,680</b>	<b>6,076,000</b>	<b>31,888,680</b>	<b>6,180,000</b>	<b>6,180,000</b>	<b>0</b>	<b>0</b>	<b>0</b>
Programa din Fondul European de Dezvoltare Regionala (FER)	58.01	31,888,680	6,076,000	31,888,680	6,180,000	6,180,000	0	0	0
Finantarea nationala	58.01.01	6,289,840	806,000	6,289,840	910,000	910,000	0	0	0
Finantarea externa nerambursabila	58.01.02	25,598,840	5,270,000	25,598,840	5,270,000	5,270,000	0	0	0
<b>TITLUL XI ALTE CHELTUIELI</b>	<b>59</b>	<b>1,120,830</b>	<b>1,709,000</b>	<b>1,120,830</b>	<b>1,040,921</b>	<b>1,040,921</b>	<b>1,040,921</b>	<b>0</b>	<b>1,213,052</b>
Burse	59.01	901,530	960,000	901,530	826,773	826,773	826,773	0	830,177
Sume aferente persoanelor cu handicap	59.40	219,300	749,000	219,300	214,148	214,148	214,148	0	214,148



Despagubiri civile	59.17	0	0	0	0	0	0	0	0	168.727	0
<b>70. CHELTUIELI DE CAPITAL (70=71+72)</b>	<b>70</b>	<b>9,891,640</b>	<b>0</b>	<b>2,023,140</b>	<b>4,122,902</b>	<b>1,121,831</b>	<b>1,083,751</b>	<b>38,080</b>	<b>1,216,806</b>		
<b>TITLUL XIII ACTIVE NEFINANCIARE</b>	<b>71</b>	<b>9,891,640</b>	<b>0</b>	<b>2,023,140</b>	<b>4,122,902</b>	<b>1,121,831</b>	<b>1,083,751</b>	<b>38,080</b>	<b>1,216,806</b>		
Active fixe (inclusiv reparatii capitale)	71.01	9,891,640	0	2,023,140	1,122,902	1,121,831	1,083,751	38,080	1,216,806		
Constructii	71.01.01	8,751,130	0	882,630	287,405	286,334	278,480	7,854	476,366		
Masini, echipamente si mijloace de transport	71.01.02	174,000	0	174,000	173,900	173,900	173,900	0	275,078		
Mobilier, aparatura biroutica si alte active corporale	71.01.03	85,900	0	85,900	74,356	74,356	74,356	0	334,004		
Alte active fixe (inclusiv reparatii capitale)	71.01.30	880,610	0	880,610	587,241	587,241	557,015	30,226	131,358		
<b>TITLUL XIX PLATI EFECTUATE IN ANII PRECEDENTI SI RECUPERATE IN ANUL CURENT</b>	<b>85</b>	<b>0</b>	<b>0</b>	<b>-79,860</b>	<b>-97,675</b>	<b>-97,675</b>	<b>-97,675</b>	<b>0</b>	<b>0</b>		
Plati efectuate in anii precedenti si recuperate in anul curent	85	0	0	-79,860	-97,675	-97,675	-97,675	0	0		
Plati efectuate in anii precedenti si recuperate in anul curent in sectiunea de functionare a bugetului local	85.01.01	0	0	-79,860	-82,338	-82,338	-82,338	0	0		
Plati efectuate in anii precedenti si recuperate in anul curent ?n sectiunea de dezvoltare a bugetului local	85.01.02	0	0	0	-15,337	-15,337	-15,337	0	0		

PRIMAR,

Cristi Valentin Misaila



DIRECTOR EXECUTIV,

Carmen Grosu

Sef serviciu buget-contabilitate,

Simona Poiana

**Contul de executie al bugetului institutiilor publice la data de 31.12.2018**  
**sursa de finantare : 02**

**Anexa 13**

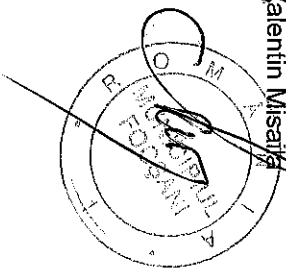
**Capitol 66.02**

Denumire	Codificator	Credite de angajament	Credite bugetare initiale	Credite bugetare trimestriale	Angajamente bugetare	Angajamente legale	Plati efectuate	Angajamente legale de plati	Cheltuieli efective
<b>TOTAL CHELTUIELI</b>	<b>00</b>	<b>6,887,160</b>	<b>5,956,000</b>	<b>6,367,200</b>	<b>4,982,045</b>	<b>4,982,045</b>	<b>4,956,104</b>	<b>25,941</b>	<b>5,108,068</b>
<b>CHELTUIELI CURENTE</b>	<b>01</b>	<b>5,992,200</b>	<b>5,956,000</b>	<b>5,992,200</b>	<b>4,914,848</b>	<b>4,914,848</b>	<b>4,914,848</b>	<b>0</b>	<b>5,095,808</b>
<b>TITLUL I CHELTUIELI DE PERSONAL</b>	<b>10</b>	<b>5,810,000</b>	<b>5,810,000</b>	<b>5,810,000</b>	<b>4,755,115</b>	<b>4,755,115</b>	<b>4,755,115</b>	<b>0</b>	<b>4,939,696</b>
Cheltuieli salariale in bani	10.01	5,531,600	5,626,600	5,531,600	4,516,136	4,516,136	4,516,136	0	4,742,462
Salarii de baza	10.01.01	5,206,000	5,301,600	5,206,000	4,362,437	4,362,437	4,362,437	0	4,562,615
Alte sporuri	10.01.06	325,600	325,000	325,600	153,699	153,699	153,699	0	179,847
Cheltuieli salariale in natura	10.02	95,000	0	95,000	91,100	91,100	91,100	0	91,100
Tichete de vacanta	10.02.06	95,000	0	95,000	91,100	91,100	91,100	0	91,100
Contributii	10.03	183,400	183,400	183,400	147,879	147,879	147,879	0	106,134
Contributii de asigurari sociale de stat	10.03.01	36,500	36,500	36,500	36,425	36,425	36,425	0	0
Contributii de asigurari sociale de somaj	10.03.02	1,300	1,300	1,300	1,154	1,154	1,154	0	0
Contributii de asigurari sociale de sanatate	10.03.03	12,100	12,100	12,100	12,003	12,003	12,003	0	0
Contributii de asigurari pentru accidente de munca si boli profesionale	10.03.04	500	500	500	367	367	367	0	0
Transferuri privind contributi de sanatate pentru persoane beneficiare de ajutor social	10.03.06	2,000	2,000	2,000	1,962	1,962	1,962	0	0
Contributii fond de garantare	10.03.07	131,000	131,000	131,000	95,968	95,968	95,968	0	106,134
<b>TITLUL II BUNURI SI SERVICII</b>	<b>20</b>	<b>152,200</b>	<b>116,000</b>	<b>152,200</b>	<b>138,185</b>	<b>138,185</b>	<b>138,185</b>	<b>0</b>	<b>134,564</b>
Bunuri si servicii	20.01	74,850	36,000	74,850	66,997	66,997	66,997	0	66,998
Furnituri de birou	20.01.01	4,700	4,000	4,700	4,469	4,469	4,469	0	4,469
Materiale pentru curatenie	20.01.02	1,850	3,000	1,850	1,845	1,845	1,845	0	1,845
Alte bunuri si servicii pentru intretinere si functionare	20.01.30	68,300	29,000	68,300	60,683	60,683	60,683	0	60,684
Medicamente si materiale sanitare	20.04	69,550	45,000	69,550	65,384	65,384	65,384	0	65,384
Medicamente	20.04.01	25,000	20,000	25,000	20,987	20,987	20,987	0	20,987
Materiale sanitare	20.04.02	36,050	20,000	36,050	35,951	35,951	35,951	0	35,951
Dezinfectanti	20.04.04	8,500	5,000	8,500	8,446	8,446	8,446	0	8,446
Bunuri de natura obiectelor de inventar	20.05	7,300	25,000	7,300	5,404	5,404	5,404	0	1,782
Alte obiecte de inventar	20.05.30	7,300	25,000	7,300	5,404	5,404	5,404	0	1,782

Deplasari, detasari, transferari	20.06	100	0	100	0	0	0	0	0	0	0	0	0	0	0	0	0	0	0
Deplasari interne, detasari, transferari	20.06.01	100	0	100	0	0	0	0	0	0	0	0	0	0	0	0	0	0	0
Pregatire profesionala	20.13	400	10,000	400	400	400	400	400	400	400	400	400	400	400	400	400	400	400	400
<b>TITLUL IX ASISTENTA SOCIALA</b>	<b>57</b>	<b>30,000</b>	<b>30,000</b>	<b>30,000</b>	<b>30,000</b>	<b>21,548</b>	<b>21,548</b>	<b>21,548</b>	<b>21,548</b>	<b>21,548</b>	<b>21,548</b>	<b>21,548</b>	<b>21,548</b>	<b>21,548</b>	<b>0</b>	<b>21,548</b>	<b>21,548</b>	<b>21,548</b>	<b>400</b>
Ajutoare sociale	57.02	30,000	30,000	30,000	30,000	21,548	21,548	21,548	21,548	21,548	21,548	21,548	21,548	21,548	0	21,548	21,548	21,548	0
Ajutoare sociale in natura	57.02.02	30,000	30,000	30,000	30,000	21,548	21,548	21,548	21,548	21,548	21,548	21,548	21,548	21,548	0	21,548	21,548	21,548	0
<b>70. CHELTUIELI DE CAPITAL (70=71+72)</b>	<b>70</b>	<b>894,960</b>	<b>0</b>	<b>375,000</b>	<b>67,197</b>	<b>67,197</b>	<b>67,197</b>	<b>67,197</b>	<b>67,197</b>	<b>67,197</b>	<b>41,256</b>	<b>25,941</b>	<b>12,260</b>	<b>12,260</b>	<b>0</b>	<b>12,260</b>	<b>12,260</b>	<b>12,260</b>	<b>0</b>
<b>TITLUL XIII ACTIVE NEFINANCIARE</b>	<b>71</b>	<b>894,960</b>	<b>0</b>	<b>375,000</b>	<b>67,197</b>	<b>67,197</b>	<b>67,197</b>	<b>67,197</b>	<b>67,197</b>	<b>67,197</b>	<b>41,256</b>	<b>25,941</b>	<b>12,260</b>	<b>12,260</b>	<b>0</b>	<b>12,260</b>	<b>12,260</b>	<b>12,260</b>	<b>0</b>
Active fixe (inclusiv reparatii capitale)	71.01	894,960	0	375,000	67,197	67,197	67,197	67,197	67,197	67,197	41,256	25,941	12,260	12,260	0	12,260	12,260	12,260	0
Constructii	71.01.01	869,960	0	350,000	44,706	44,706	44,706	44,706	44,706	44,706	41,256	3,450	0	0	0	0	0	0	0
Masini, echipamente si mijloace de transport	71.01.02	0	0	0	0	0	0	0	0	0	0	0	0	0	0	0	0	0	0
Alte active fixe (inclusiv reparatii capitale)	71.01.30	25,000	0	25,000	22,491	22,491	22,491	22,491	22,491	22,491	0	0	0	0	0	0	0	0	0

**PRIMAR,**

Cristi Valentin Misaija



**DIRECTOR EXECUTIV,**

Carmen Grosu

**Sef serviciu buget-contabilitate,**

Simona Poieana

**Contul de executie al bugetului institutiilor publice la data de 31.12.2018**  
**sursa de finantare : 02**

Anexa 13

**Capitol 67.02**

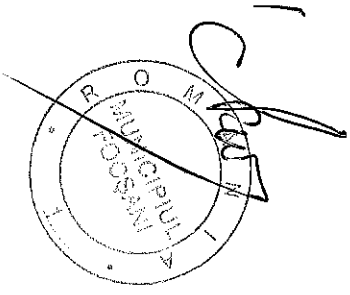
Denumire	Codindicator	Credite de angajament	Credite bugetare initiale	Credite bugetare trimestriale	Angajamente bugetare	Angajamente legale	Plati efectuate	Angajamente legale de plati	Cheltuieli efective
<b>TOTAL CHELTUIELI</b>	<b>00</b>	<b>33,981,430</b>	<b>16,874,000</b>	<b>28,336,110</b>	<b>26,592,094</b>	<b>26,585,591</b>	<b>25,313,736</b>	<b>1,271,855</b>	<b>22,530,411</b>
<b>CHELTUIELI CURENTE</b>	<b>01</b>	<b>22,829,690</b>	<b>16,874,000</b>	<b>22,829,690</b>	<b>22,421,363</b>	<b>22,418,363</b>	<b>22,316,617</b>	<b>101,746</b>	<b>22,406,807</b>
<b>TITLUL I CHELTUIELI DE PERSONAL</b>	<b>10</b>	<b>3,278,000</b>	<b>2,520,000</b>	<b>3,278,000</b>	<b>3,133,553</b>	<b>3,133,553</b>	<b>3,133,553</b>	<b>0</b>	<b>3,135,920</b>
Cheltuieli salariale in bani	10.01	3,044,500	2,281,300	3,044,500	2,914,153	2,914,153	2,914,153	0	2,956,115
Salarii de baza	10.01.01	3,022,500	2,269,300	3,022,500	2,895,442	2,895,442	2,895,442	0	2,936,982
Alte sporuri	10.01.06	22,000	12,000	22,000	18,711	18,711	18,711	0	19,133
Cheltuieli salariale in natura	10.02	126,000	142,000	126,000	113,550	113,550	113,550	0	113,550
Tichete de vacanta	10.02.06	126,000	142,000	126,000	113,550	113,550	113,550	0	113,550
Contributi	10.03	107,500	96,700	107,500	105,850	105,850	105,850	0	66,255
Contributi de asigurari sociale de stat	10.03.01	30,000	30,000	30,000	29,793	29,793	29,793	0	0
Contributi de asigurari de somaj	10.03.02	1,000	1,000	1,000	942	942	942	0	0
Contributi de asigurari sociale de sanatate	10.03.03	10,500	10,500	10,500	10,471	10,471	10,471	0	0
Contributi de asigurari pentru accidente de munca si boli profesionale	10.03.04	500	500	500	440	440	440	0	0
Contributi pentru concedii si indemnizatii	10.03.06	3,500	1,700	3,500	3,407	3,407	3,407	0	0
Contributi la Fd. de garantare a creantelor salariale	10.03.07	62,000	53,000	62,000	60,797	60,797	60,797	0	66,255
<b>TITLUL II BUNURI SI SERVICII</b>	<b>20</b>	<b>3,915,000</b>	<b>3,580,000</b>	<b>3,915,000</b>	<b>3,836,050</b>	<b>3,836,050</b>	<b>3,741,804</b>	<b>94,246</b>	<b>3,777,042</b>
Bunuri si servicii	20.01	803,400	809,000	803,400	779,088	779,088	779,088	0	780,480
Furnituri de birou	20.01.01	1,000	1,000	1,000	324	324	324	0	229
Materiale pentru curatenie	20.01.02	3,000	3,000	3,000	2,926	2,926	2,926	0	2,214
Incalzit, iluminat si forta motrica	20.01.03	69,000	40,000	69,000	55,123	55,123	55,123	0	50,807
- energie electrica (ELECTRICA)	20.01.03.04	69,000	40,000	69,000	55,123	55,123	55,123	0	50,807
Apa, canal si salubritate	20.01.04	270,000	250,000	270,000	269,603	269,603	269,603	0	269,603
Carburanti si lubrifianti	20.01.05	36,000	30,000	36,000	33,731	33,731	33,731	0	34,059
Piese de schimb	20.01.06	15,000	15,000	15,000	11,265	11,265	11,265	0	11,228
Materiale si prestari de servicii cu caracter functional	20.01.09	367,500	400,000	367,500	366,588	366,588	366,588	0	379,495
Alte bunuri si servicii pentru intretinere si functionare	20.01.30	41,900	70,000	41,900	39,528	39,528	39,528	0	32,845
Reparatii curente	20.02	0	43,000	0	0	0	0	0	0

Bunuri de natura obiectelor de inventar	20.05	29,000	60,000	29,000	25,782	25,782	25,782	0	64,147
Uniforme si echipament	20.05.01	10,500	50,000	10,500	9,168	9,168	9,168	0	8,401
Alte obiecte de inventar	20.05.30	18,500	10,000	18,500	16,614	16,614	16,614	0	55,746
Deplasari, detasari, transferari	20.06	0	2000	0	0	0	0	0	0
Deplasari interne, detasari, transferari	20.06.01	0	2,000	0	0	0	0	0	0
Carti, publicatii si materiale documentare	20.11	2,500	0	2,500	2,500	2,500	2,500	0	0
Pregatire profesionala	20.13	0	2,000	0	0	0	0	0	0
Protectia muncii	20.14	7,000	4,000	7,000	6,485	6,485	6,485	0	6,485
Contributii ale administratiei publice locale la realizarea unor lucrari si servicii de interes public local, in baza unor conventii sau contracte de asociere	20.19	2,200,000	2,200,000	2,200,000	2,179,448	2,179,448	2,179,448	0	2,179,448
Alte cheltuieli	20.30	873,100	460,000	873,100	842,747	842,747	748,501	94,246	746,482
Alte cheltuieli cu bunuri si servicii	20.30.30	873,100	460,000	873,100	842,747	842,747	748,501	94,246	746,482
<b>TITLUL VI TRANSFERURI INTRE UNITATI ALE ADMINISTRATIEI PUBLICE</b>	<b>51</b>	<b>15,581,190</b>	<b>10,729,000</b>	<b>15,581,190</b>	<b>15,402,889</b>	<b>15,402,889</b>	<b>15,402,889</b>	<b>0</b>	<b>15,402,889</b>
Transferuri curente	51.01	15,407,550	10,729,000	15,407,550	15,229,389	15,229,389	15,229,389	0	15,229,389
Transferuri catre institutii publice	51.01.01	15,407,550	10,729,000	15,407,550	15,229,389	15,229,389	15,229,389	0	15,229,389
Transferuri de capital	51.02	173,640	0	173,640	173,500	173,500	173,500	0	173,500
Alte transferuri de capital catre institutii publice	51.02.29	173,640	0	173,640	173,500	173,500	173,500	0	173,500
<b>TITLUL VIII PROIECTE CU FINANTARE DIN FONDURI EXTERNE NERAMBURSABILE (FEN) POSTADERARE</b>	<b>56</b>	<b>0</b>	<b>0</b>	<b>0</b>	<b>0</b>	<b>0</b>	<b>0</b>	<b>0</b>	<b>51859</b>
Programa din Fondul European de Dezvoltare Regionala (FEDR)	56.01	0	0	0	0	0	0	0	51859
Finantare nationala	56.01.01	0	0	0	0	0	0	0	4,994
Finantare de la Uniunea Europeana	56.01.02	0	0	0	0	0	0	0	46,865
Programe pentru tineret	59.08	20,000	20,000	20,000	14,359	11,359	3,859	7,500	1,839
<b>TITLUL XI ALTE CHELTUIELI</b>	<b>59</b>	<b>55,500</b>	<b>45,000</b>	<b>55,500</b>	<b>48,871</b>	<b>45,871</b>	<b>38,371</b>	<b>7,500</b>	<b>39,097</b>
Suma af pers hand neincadrate	59.40	35,500	25,000	35,500	34,512	34,512	34,512	0	37,258
<b>70. CHELTUIELI DE CAPITAL (70=71+72)</b>	<b>70</b>	<b>11,151,740</b>	<b>0</b>	<b>5,507,340</b>	<b>4,185,381</b>	<b>4,181,878</b>	<b>3,011,769</b>	<b>1,170,109</b>	<b>123,604</b>
<b>TITLUL XIII ACTIVE NETFINANCIARE</b>	<b>71</b>	<b>11,151,740</b>	<b>0</b>	<b>5,507,340</b>	<b>4,185,381</b>	<b>4,181,878</b>	<b>3,011,769</b>	<b>1,170,109</b>	<b>123,604</b>
Active fixe (inclusiv reparatii capitale)	71.01	11,151,740	0	5,507,340	4,185,381	4,181,878	3,011,769	1,170,109	123,604
Construcții	71.01.01	10,177,320	0	4,522,680	3,517,474	3,513,971	2,409,312	1,104,659	32,276
Masini, echipamente si mijloace de transport	71.01.02	475,800	0	475,800	434,895	434,895	434,895	0	78,357
Mobilier, aparatura birou si alte active corporale	71.01.03	20,000	0	20,000	19,909	19,909	19,909	0	2,083
Alte active fixe (inclusiv reparatii capitale)	71.01.30	478,620	0	488,860	213,103	213,103	147,653	65,450	10,888
<b>TITLUL XIX PLATI EFECTUATE IN ANUL PRECEDENTI SI RECUPERATE IN ANUL CURENT</b>	<b>85</b>	<b>0</b>	<b>0</b>	<b>-920</b>	<b>-14,650</b>	<b>-14,650</b>	<b>-14,650</b>	<b>0</b>	<b>0</b>
Plati efectuate in anii precedenti si recuperate in anul curent	85.01	0	0	-920	-14,650	-14,650	-14,650	0	0

Plati efectuate in anii precedenti si recuperate in anul	85.01.01	0	0	-920	-912	-912	-912	0	0
Plati efectuate in anii precedenti si recuperate a bugetului local									
Plati efectuate in anii precedenti si recuperate in anul	85.01.02	0	0	0	-13,738	-13,738	-13,738	0	0
Plati efectuate in anii precedenti si recuperate a bugetului local									

**PRIMAR,**

Cristi Valentin Misaila



**DIRECTOR EXECUTIV,**

Cartea de pas

**Sef serviciu buget-contabilitate,**

Simona Poiana

Contul de executie al bugetului institutiilor publice la data de 31.12.2018  
sursa de finantare : 02

Anexa 13

Capitol 68:02

Denumire	Codindicator	Credite de angajament	Credite bugetare initiale	Credite bugetare trimestrale	Angajamente bugetare	Angajamente legale	Plati efectuate	Angajamente legale de platit	Cheeltuieli efective
<b>TOTAL CHELTUIELI</b>	<b>00</b>	<b>30,078,990</b>	<b>26,319,000</b>	<b>30,073,870</b>	<b>27,914,370</b>	<b>27,914,367</b>	<b>27,890,494</b>	<b>23,873</b>	<b>27,735,463</b>
<b>CHELTUIELI CURENTE</b>	<b>01</b>	<b>29,496,300</b>	<b>26,319,000</b>	<b>29,496,300</b>	<b>27,457,024</b>	<b>27,457,021</b>	<b>27,433,148</b>	<b>23,873</b>	<b>27,671,556</b>
<b>TITLUL I CHELTUIELI DE PERSONAL</b>	<b>10</b>	<b>17,446,000</b>	<b>15,026,000</b>	<b>17,446,000</b>	<b>16,125,694</b>	<b>16,125,694</b>	<b>16,125,694</b>	<b>0</b>	<b>16,250,643</b>
Cheeltuieli salariale in bani	10.01	16,702,850	14,290,300	16,702,850	15,428,560	15,428,560	15,428,560	0	15,755,162
Salarii de baza	10.01.01	16,536,650	14,204,800	16,536,650	15,317,120	15,317,120	15,317,120	0	15,601,970
Sporuri pentru conditii de munca	10.01.05	77,000	65,000	77,000	47,023	47,023	47,023	0	63,200
Alte sporuri	10.01.06	65,000	20,000	65,000	45,121	45,121	45,121	0	67,978
Indemnizatii platite unor persoane din afara unitatii	10.01.12	3,000	500	3,000	1,520	1,520	1,520	0	1,710
Indemnizatii de delegare	10.01.13	200	0	200	51	51	51	0	51
Alte drepturi salariale in bani	10.01.30	21,000	0	21,000	17,725	17,725	17,725	0	20,253
Cheeltuieli salariale in natura	10.02	153,450	166,000	153,450	146,450	146,450	146,450	0	146,450
Tichete de vacanta	10.02.06	153,450	166,000	153,450	146,450	146,450	146,450	0	146,450
Contributii	10.03	589,700	569,700	589,700	550,684	550,684	550,684	0	349,031
Contributii de asigurari sociale de stat	10.03.01	161,300	161,300	161,300	160,376	160,376	160,376	0	0
Contributii de asigurari de somaj	10.03.02	4,300	4,300	4,300	4,026	4,026	4,026	0	0
Contributii de asigurari sociale de sanatate	10.03.03	53,400	53,400	53,400	52,780	52,780	52,780	0	0
Contributii de asigurari pentru accidente de munca si boli profesionale	10.03.04	1,800	1,800	1,800	1,650	1,650	1,650	0	0
Transferuri privind contributi de sanatate pentru persoane beneficiare de ajutor social	10.03.06	8,900	8,900	8,900	8,627	8,627	8,627	0	0
Contributii fond de garantare	10.03.07	360,000	340,000	360,000	323,225	323,225	323,225	0	349,031
<b>TITLUL II BUNURI SI SERVICII</b>	<b>20</b>	<b>3,120,410</b>	<b>3,007,000</b>	<b>3,120,410</b>	<b>2,819,193</b>	<b>2,819,190</b>	<b>2,795,317</b>	<b>23,873</b>	<b>2,844,613</b>
Bunuri si servicii	20.01	763,140	583,000	763,140	682,667	682,684	671,594	11,090	674,463
Furnituri de birou	20.01.01	13,810	14,000	13,810	12,133	12,130	12,130	0	11,675
Materiale pentru curatenie	20.01.02	32,440	37,000	32,440	32,347	32,347	32,347	0	34,808
Incalzit, Iluminat si forta motrica	20.01.03	314,950	253,000	314,950	274,019	274,019	264,390	9,629	268,842
Incalzire Enet	20.01.03.01	191,000	152,000	191,000	158,745	158,745	158,745	0	154,653
Incalzire Distrigaz	20.01.03.02	64,940	46,000	64,940	59,620	59,620	53,979	5,641	58,719
Energie electrica(Electrica)	20.01.03.04	59,010	55,000	59,010	55,654	55,654	51,666	3,988	55,469
Apa, canal si salubritate	20.01.04	78,000	72,000	78,000	71,983	71,983	70,777	1,206	72,541
Carburanti si lubrifianti	20.01.05	12,700	16,000	12,700	10,258	10,258	10,258	0	12,619
Piese de schimb	20.01.06	1,800	3,000	1,800	796	796	796	0	916


Posta, telecomunicatii, radio, tv, internet	20.01.08	21,110	23,000	21,110	19,672	19,672	19,420	252	20,542
Materiale si prestari de servicii cu caracter functional	20.01.09	19,000	21,000	19,000	18,465	18,465	18,465	0	16,927
Alte bunuri si servicii pentru intretinere si functionare	20.01.30	269,330	144,000	269,330	243,014	243,014	243,014	3	235,593
Reparatii curente	20.02	37,880	35,000	37,880	37,600	37,600	37,600	0	37,600
Hrana	20.03	1,755,100	1,793,000	1,755,100	1,540,602	1,540,602	1,527,819	12,783	1,565,288
Hrana pentru oamenii	20.03.01	1,755,100	1,793,000	1,755,100	1,540,602	1,540,602	1,527,819	12,783	1,565,288
Medicamente si materiale sanitare	20.04	16,200	15,000	16,200	15,192	15,192	15,192	0	12,686
Medicamente	20.04.01	6,460	7,000	6,460	5,806	5,806	5,806	0	5,908
Materiale sanitare	20.04.02	4,450	3,000	4,450	4,139	4,139	4,139	0	3,076
Dezinfectanti	20.04.04	5,290	5,000	5,290	5,247	5,247	5,247	0	3,702
Bunuri de natura obiectelor de inventar	20.05	33,230	23,000	33,230	31,376	31,376	31,376	0	43,175
Uniforme si echipament	20.05.01	4,990	4,500	4,990	3,753	3,753	3,753	0	318
Lenjerie si accesorii de pat	20.05.03	0	1,000	0	0	0	0	0	10,215
Alte obiecte de inventar	20.05.30	28,240	17,500	28,240	27,623	27,623	27,623	0	32,642
Deplasari, detasari, transferari	20.06	1,200	1,000	1,200	1,012	1,012	1,012	0	677
Deplasari interne, detasari, transferari	20.06.01	1,200	1,000	1,200	1,012	1,012	1,012	0	677
Carti, publicatii si materiale documentare	20.11	0	2,000	0	0	0	0	0	0
Pregatire profesionala	20.13	1,780	7,000	1,780	1,780	1,780	1,780	0	1,780
Protectia muncii	20.14	2,980	19,000	2,980	1,851	1,851	1,851	0	1,851
Contributii ale administratiei publice locale la realizarea unor lucrari si servicii de interes public local, in baza unor conventii sau contracte de asociere	20.19	501,000	500,000	501,000	500,886	500,886	500,886	0	500,886
Alte cheltuieli	20.30	7,900	29,000	7,900	6,207	6,207	6,207	0	6,207
Reclama si publicitate	20.30.01	3,000	2,000	3,000	2,121	2,121	2,121	0	2,121
Prime de asigurare non-viata	20.30.03	4,500	7,000	4,500	4,086	4,086	4,086	0	4,086
Alte cheltuieli cu bunuri si servicii	20.30.30	400	20,000	400	0	0	0	0	0
<b>TITLUL IX ASISTENTA SOCIALA</b>	<b>57</b>	<b>8,726,900</b>	<b>8,126,000</b>	<b>8,726,900</b>	<b>8,313,756</b>	<b>8,313,756</b>	<b>8,313,756</b>	<b>0</b>	<b>8,366,494</b>
Ajutoare sociale	57.02	8,726,900	8,126,000	8,726,900	8,313,756	8,313,756	8,313,756	0	8,366,494
Ajutoare sociale in numerar	57.02.01	5,498,000	5,471,000	5,498,000	5,195,541	5,195,541	5,195,541	0	5,256,019
Ajutoare sociale in natura	57.02.02	2,698,900	2,105,000	2,698,900	2,670,615	2,670,615	2,670,615	0	2,670,615
Tichete cadou acordate pentru cheltuieli sociale	57.02.04	530,000	550,000	530,000	447,600	447,600	447,600	0	439,860
<b>TITLUL XI ALTE CHELTUIELI</b>	<b>59</b>	<b>202,990</b>	<b>160,000</b>	<b>202,990</b>	<b>198,381</b>	<b>198,381</b>	<b>198,381</b>	<b>0</b>	<b>209,806</b>
Sume afer pers hand neincadrate	59.40	202,990	160,000	202,990	198,381	198,381	198,381	0	209,806
<b>70. CHELTUIELI DE CAPITAL (70=71+72)</b>	<b>70</b>	<b>582,690</b>	<b>0</b>	<b>582,690</b>	<b>462,461</b>	<b>462,461</b>	<b>462,461</b>	<b>0</b>	<b>63,907</b>
<b>TITLUL XIII ACTIVE NEFINANCIARE</b>	<b>71</b>	<b>582,690</b>	<b>0</b>	<b>582,690</b>	<b>462,461</b>	<b>462,461</b>	<b>462,461</b>	<b>0</b>	<b>63,907</b>
Active fixe (inclusiv reparatii capitale)	71.01	582,690	0	582,690	462,461	462,461	462,461	0	63,907
Constructii	71.01.01	214,110	0	214,110	186,446	186,446	186,446	0	2,506
Masini, echipamente si mijloace de transport	71.01.02	130,080	0	130,080	129,665	129,665	129,665	0	33,582
Mobilier, aparatura birou si alte active corporale	71.01.03	13,640	0	13,640	13,640	13,640	13,640	0	25,729



Alte active fixe (inclusiv reparatii capitale)	71.01.30	224,860	0	224,860	132,710	132,710	132,710	0	2,090
<b>TITLUL XIX PLATI EFECTUATE IN ANII PRECEDENTI SI RECUPERATE IN ANUL CURENT</b>	<b>85</b>	<b>0</b>	<b>0</b>	<b>-5,120</b>	<b>-5,115</b>	<b>-5,115</b>	<b>-5,115</b>	<b>0</b>	<b>0</b>
Plati efectuate in anii precedenti si recuperate in anii curent	85.01	0	0	-5,120	-5,115	-5,115	-5,115	0	0
Plati efectuate in anii precedenti si recuperate in anii curent in sectiunea de functionare a bugetului local	85.01.01	0	0	-5,120	-5,115	-5,115	-5,115	0	0

**PRIMAR,**

Cristi Valentin Misaila



**DIRECTOR EXECUTIV,**

Carmin Grosu

**Sef serviciu buget-contabilitate,**

Simona Poieana

Contul de executie al bugetului institutiilor publice la data de 31.12.2018  
sursa de finantare : 02


Anexa 13

Capitol 70.02

Denumire	Codindicator	Credite de angajament	Credite bugetare initiale	Credite bugetare trimestriale	Angajamente bugetare	Angajamente legale	Angajamente legale	Plati efectuate	Angajamente legale de platit	Cheeltuelli efective
<b>TOTAL CHELTUIELI</b>	<b>00</b>	<b>32,528,120</b>	<b>14,188,000</b>	<b>23,659,250</b>	<b>16,134,267</b>	<b>16,051,935</b>	<b>15,370,772</b>	<b>681,163</b>	<b>19,732,311</b>	
<b>CHELTUIELI CURENTE</b>	<b>01</b>	<b>24,131,620</b>	<b>14,188,000</b>	<b>16,710,260</b>	<b>12,463,451</b>	<b>12,431,791</b>	<b>12,016,669</b>	<b>415,122</b>	<b>11,726,082</b>	
<b>TITLUL I CHELTUIELI DE PERSONAL</b>	<b>10</b>	<b>4,899,000</b>	<b>3,270,000</b>	<b>4,899,000</b>	<b>4,825,032</b>	<b>4,825,032</b>	<b>4,825,032</b>	<b>0</b>	<b>4,855,492</b>	
Cheeltuelli salariale in bani	10.01	4,601,100	2,976,300	4,601,100	4,529,617	4,529,617	4,529,617	0	4,617,517	
Salarii de baza	10.01.01	4,511,900	2,903,800	4,511,900	4,442,766	4,442,766	4,442,766	0	4,529,909	
Sporuri pentru conditii de munca	10.01.05	3,500	2,500	3,500	3,148	3,148	3,148	0	3,203	
Alte sporuri	10.01.06	85,400	70,000	85,400	83,669	83,669	83,669	0	84,371	
Indemnizatii de delegare	10.01.13	300	0	300	34	34	34	0	34	
Cheeltuelli salariale in natura	10.02	136,100	157,000	136,100	134,600	134,600	134,600	0	134,600	
Tichete de vacanta	10.02.06	136,100	157,000	136,100	134,600	134,600	134,600	0	134,600	
Contributii de asigurari sociale de stat	10.03	161,800	136,700	161,800	160,815	160,815	160,815	0	103,375	
Contributii de asigurari de somaj	10.03.01	46,500	46,500	46,500	46,123	46,123	46,123	0	0	
Contributii de asigurari sociale de sanatate	10.03.02	1,500	1,500	1,500	1,457	1,457	1,457	0	0	
Contributii de asigurari sociale de sanatate	10.03.03	15,200	15,200	15,200	15,160	15,160	15,160	0	0	
Contributii de asigurari pentru accidente de munca si boli profesionale	10.03.04	700	1,000	700	681	681	681	0	0	
Contributii pentru concedii si indemnizatii	10.03.06	2,900	2,500	2,900	2,819	2,819	2,819	0	0	
Contributii la Fd. de garantare a creantelor salariale	10.03.07	95,000	70,000	95,000	94,575	94,575	94,575	0	103,375	
<b>TITLUL II BUNURI SI SERVICII</b>	<b>20</b>	<b>7,903,260</b>	<b>8,450,000</b>	<b>7,748,260</b>	<b>7,578,028</b>	<b>7,546,368</b>	<b>7,140,246</b>	<b>406,122</b>	<b>6,806,560</b>	
Bunuri si servicii	20.01	6,186,760	7,587,000	6,031,760	5,908,644	5,888,319	5,594,400	293,919	5,896,907	
Furnituri de birou	20.01.01	3,000	4,000	3,000	2,976	2,976	2,976	0	2,182	
Materiale pentru curatenie	20.01.02	5,000	5,000	5,000	4,978	4,978	4,978	0	5,618	
Incalzit, Iluminat si forta motrica	20.01.03	3,092,000	3,024,000	3,092,000	3,073,735	3,073,735	3,072,541	1,194	3,337,751	
Incalzire-sistem centralizat (ENET)	20.01.03.01	120,000	127,000	120,000	115,486	115,486	114,711	775	115,487	
Incalzire cu gaze (Distrigaz)	20.01.03.02	97,500	45,000	97,500	96,184	96,184	96,184	0	96,184	
energie electrica (ELECTRICA)	20.01.03.04	2,874,500	2,852,000	2,874,500	2,862,065	2,862,065	2,861,646	419	3,126,080	
Apa, canal si salubritate	20.01.04	224,000	136,000	224,000	221,410	221,410	221,411	-1	220,950	



<b>TITLUL X PROIECTE CU FINANTARE DIN FONDURI EXTERNE NERAMBURSABILE AFERENTE CADRULUI FINANCIAR 2014-2020</b>												
Programa din Fondul European de Dezvoltare Regionala (FEDR)	58	11,266,360	2,400,000	4,000,000	0	0	0	0	0	0	0	0
Finantarea nationala	58.01	11,266,360	2,400,000	4,000,000	0	0	0	0	0	0	0	0
Finantarea externa nerambursabila	58.01.01	4,631,410	0	1,600,000	0	0	0	0	0	0	0	0
	58.01.02	6,634,950	2,400,000	2,400,000	0	0	0	0	0	0	0	0
<b>TITLUL XI ALTE CHELTUIELI</b>	<b>59</b>	<b>45,000</b>	<b>50,000</b>	<b>45,000</b>	<b>42,391</b>	<b>42,391</b>	<b>42,391</b>	<b>42,391</b>	<b>42,391</b>	<b>0</b>	<b>0</b>	<b>45,906</b>
Sume af pers hand neincadrate	59.40	45,000	50,000	45,000	42,391	42,391	42,391	42,391	42,391	0	0	45,906
<b>70. CHELTUIELI DE CAPITAL (70=71+72)</b>	<b>70</b>	<b>8,396,500</b>	<b>0</b>	<b>7,056,670</b>	<b>3,778,977</b>	<b>3,728,305</b>	<b>3,461,150</b>	<b>3,461,150</b>	<b>267,155</b>	<b>8,006,229</b>	<b>8,006,229</b>	<b>0</b>
<b>TITLUL XIII ACTIVE NEFINANCIARE</b>	<b>71</b>	<b>8,396,500</b>	<b>0</b>	<b>7,056,670</b>	<b>3,778,977</b>	<b>3,728,305</b>	<b>3,461,150</b>	<b>3,461,150</b>	<b>267,155</b>	<b>8,006,229</b>	<b>8,006,229</b>	<b>0</b>
Active fixe (inclusiv reparatii capitale)	71.01	8,396,500	0	7,056,670	3,778,977	3,728,305	3,461,150	3,461,150	267,155	8,006,229	8,006,229	0
Constructii	71.01.01	2,196,600	0	686,600	157,901	157,901	150,761	150,761	7,140	7,263,977	7,263,977	0
Masini, echipamente si mijloace de transport	71.01.02	4,028,800	0	4,028,800	2,906,275	2,906,275	2,906,275	2,906,275	0	462,481	462,481	0
Mobilier, aparatura birou si alte active corporale	71.01.03	0	0	0	0	0	0	0	0	227,612	227,612	0
Alte active fixe (inclusiv reparatii capitale)	71.01.30	2,171,100	0	2,341,270	714,801	664,129	404,114	404,114	260,015	52,159	52,159	0
<b>TITLUL XIX PLATI EFECTUATE IN ANII PRECEDENTI SI RECUPERATE IN ANUL CURENT</b>	<b>85</b>	<b>0</b>	<b>0</b>	<b>-107,680</b>	<b>-108,161</b>	<b>-108,161</b>	<b>-107,047</b>	<b>-107,047</b>	<b>-1,114</b>	<b>0</b>	<b>0</b>	<b>0</b>
Plati efectuate in anii precedenti si recuperate in anul curent	85.01	0	0	-107,680	-108,161	-108,161	-107,047	-107,047	-1,114	0	0	0
Plati efectuate in anii precedenti si recuperate in anul curent in sectiunea de functionare a bugetului local	85.01.01	0	0	-41,180	-41,005	-41,005	-41,005	-41,005	0	0	0	0
Plati efectuate in anii precedenti si recuperate in anul curent ?n sectiunea de dezvoltare a bugetului local	85.01.02	0	0	-66,500	-67,156	-67,156	-66,042	-66,042	-1,114	0	0	0



PRIMAR  
Cristi Valeriu Misailia

DIRECTOR EXECUTIV,  
Carmel Grosu  
Sef serviciu buget-contabilitate,  
Simona Poiana


**Contul de executie al bugetului institutiilor publice la data de 31.12.2018**  
**sursa de finantare : 02**

**Anexa13**

**Capitol 74.02**

Denumire	Codindicator	Credite de angajament	Credite bugetare initiale	Credite bugetare trimestriale	Angajamente bugetare	Angajamente legale	Angajamente legale de platit	Plati efectuate	Angajamente efective	Cheltuieli efective
<b>TOTAL CHELTUIELI</b>	<b>00</b>	<b>7,299,000</b>	<b>4,894,000</b>	<b>7,298,700</b>	<b>7,028,502</b>	<b>7,028,502</b>	<b>7,028,502</b>	<b>7,028,502</b>	<b>0</b>	<b>6,786,179</b>
<b>CHELTUIELI CURENTE</b>	<b>01</b>	<b>6,791,000</b>	<b>4,894,000</b>	<b>6,791,000</b>	<b>6,678,765</b>	<b>6,678,765</b>	<b>6,678,765</b>	<b>6,678,765</b>	<b>0</b>	<b>6,697,446</b>
<b>TITLUL I CHELTUIELI DE PERSONAL</b>	<b>10</b>	<b>345,000</b>	<b>250,000</b>	<b>345,000</b>	<b>319,792</b>	<b>319,792</b>	<b>319,792</b>	<b>319,792</b>	<b>0</b>	<b>331,121</b>
Cheltuieli salariale in bani	10.01	323,500	228,000	323,500	299,840	299,840	299,840	299,840	0	315,122
Salarii de baza	10.01.01	316,000	226,000	316,000	292,766	292,766	292,766	292,766	0	307,527
Alte sporuri	10.01.06	7,500	2,000	7,500	7,074	7,074	7,074	7,074	0	7,595
Cheltuieli salariale in natura	10.02	10,000	13,000	10,000	8,950	8,950	8,950	8,950	0	8,950
Tichete de vacanta	10.02.06	10,000	13,000	10,000	8,950	8,950	8,950	8,950	0	8,950
Contributii	10.03	11,500	9,000	11,500	11,002	11,002	11,002	11,002	0	7,049
Contributii de asigurari sociale de stat	10.03.01	2,600	2,600	2,600	2,517	2,517	2,517	2,517	0	0
Contributii de asigurari de somaj	10.03.02	100	100	100	78	78	78	78	0	0
Contributii de asigurari sociale de sanatate	10.03.03	900	1,000	900	815	815	815	815	0	0
Contributii de asigurari pentru accidente de munca si boli profesionale	10.03.04	100	100	100	38	38	38	38	0	0
Contributii pentru concedii si indemnizatii	10.03.06	1,200	200	1,200	1,179	1,179	1,179	1,179	0	0
Contributii la Fd. de garantare a creantelor salariale	10.03.07	6,600	5,000	6,600	6,375	6,375	6,375	6,375	0	7,049
<b>TITLUL II BUNURI SI SERVICII</b>	<b>20</b>	<b>6,411,500</b>	<b>4,629,000</b>	<b>6,411,500</b>	<b>6,326,732</b>	<b>6,326,732</b>	<b>6,326,732</b>	<b>6,326,732</b>	<b>0</b>	<b>6,333,809</b>
Bunuri si servicii	20.01	6,383,800	4,128,000	6,383,800	6,308,160	6,308,160	6,308,160	6,308,160	0	6,315,186
Furnituri de birou	20.01.01	1,000	1,000	1,000	157	157	157	157	0	157
Materiale pentru curatenie	20.01.02	1,000	3,000	1,000	0	0	0	0	0	0
Apa, canal si salubritate	20.01.04	6,130,000	4,000,000	6,130,000	6,078,059	6,078,059	6,078,059	6,078,059	0	6,078,059
Carburanti si lubrifianti	20.01.05	13,000	13,000	13,000	10,624	10,624	10,624	10,624	0	10,306
Piese de schimb	20.01.06	3,000	3,000	3,000	0	0	0	0	0	0
Materiale si prestari de servicii cu caracter functional	20.01.09	231,000	100,000	231,000	216,081	216,081	216,081	216,081	0	213,738
Alte bunuri si servicii pentru intretinere si functionare	20.01.30	4,800	8,000	4,800	3,239	3,239	3,239	3,239	0	12,926
Bunuri de natura obiectelor de inventar	20.05	11,000	12,000	11,000	6,405	6,405	6,405	6,405	0	6,623
Uniforme si echipament	20.05.01	5,000	7,000	5,000	2,809	2,809	2,809	2,809	0	1,538

Alte obiecte de inventar	20.05.30	6,000	5,000	6,000	3,596	3,596	3,596	3,596	0	5,085
Pregătire profesională	20.13	1,000	1,000	1,000	0	0	0	0	0	0
Protecția muncii	20.14	2,000	2,000	2,000	313	313	313	313	0	313
Contribuții ale administrației publice locale la realizarea unor lucrări și servicii de interes public local, în baza unor convenții sau contracte de asociere	20.19	1,500	474,000	1,500	0	0	0	0	0	0
Alte cheltuieli	20.30	12,200	12,000	12,200	11,854	11,854	11,854	11,854	0	11,687
Chirii	20.30.04	12,000	12,000	12,000	11,687	11,687	11,687	11,687	0	11,687
Alte cheltuieli cu bunuri și servicii	20.30.30	200	0	200	167	167	167	167	0	0
<b>TITLUL VII ALTE TRANSFERURI</b>	<b>55</b>	<b>29,500</b>	<b>10,000</b>	<b>29,500</b>	<b>29,200</b>	<b>29,200</b>	<b>29,200</b>	<b>29,200</b>	<b>0</b>	<b>29,200</b>
A. Transferuri interne:	55.01	29,500	10,000	29,500	29,200	29,200	29,200	29,200	0	29,200
Alte transferuri curente interne	55.01.18	29,500	10,000	29,500	29,200	29,200	29,200	29,200	0	29,200
<b>TITLUL XI ALTE CHELTUIELI</b>	<b>59</b>	<b>5,000</b>	<b>5,000</b>	<b>5,000</b>	<b>3,041</b>	<b>3,041</b>	<b>3,041</b>	<b>3,041</b>	<b>0</b>	<b>3,316</b>
Sume af pers hand nelicadrate	59.40	5,000	5,000	5,000	3,041	3,041	3,041	3,041	0	3,316
<b>70. CHELTUIELI DE CAPITAL (70=71+72)</b>	<b>70</b>	<b>508,000</b>	<b>0</b>	<b>508,000</b>	<b>350,000</b>	<b>350,000</b>	<b>350,000</b>	<b>350,000</b>	<b>0</b>	<b>88,733</b>
<b>TITLUL XIII ACTIVE NEFINANCIARE</b>	<b>71</b>	<b>158,000</b>	<b>0</b>	<b>158,000</b>	<b>0</b>	<b>0</b>	<b>0</b>	<b>0</b>	<b>0</b>	<b>88,733</b>
Active fixe (inclusiv reparatii capitale)	71.01	158,000	0	158,000	0	0	0	0	0	88,733
Masini, echipamente si mijloace de transport	71.01.02	0	0	0	0	0	0	0	0	88,733
Alte active fixe (inclusiv reparatii capitale)	71.01.30	158,000	0	158,000	0	0	0	0	0	0
<b>TITLUL XIV ACTIVE FINANCIARE</b>	<b>72</b>	<b>350,000</b>	<b>0</b>	<b>350,000</b>	<b>350,000</b>	<b>350,000</b>	<b>350,000</b>	<b>350,000</b>	<b>0</b>	<b>0</b>
Participare la capitalul social al societăților comerciale	72.01.01	350,000	0	350,000	350,000	350,000	350,000	350,000	0	0
<b>TITLUL XIX PLATI EFECTUATE IN ANII PRECEDENTI SI RECUPERATE IN ANUL CURENT</b>	<b>85</b>	<b>0</b>	<b>0</b>	<b>-300</b>	<b>-263</b>	<b>-263</b>	<b>-263</b>	<b>-263</b>	<b>0</b>	<b>0</b>
Plati efectuate in anii precedenti si recuperate in anul curent	85.01	0	0	-300	-263	-263	-263	-263	0	0
Plati efectuate in anii precedenti si recuperate in anul curent in sectiunea de functionare a bugetului local	85.01.01	0	0	-300	-263	-263	-263	-263	0	0



**DIRECTOR EXECUTIV,**  
Carmel Grosu


Set serviciu buget-contabilitate,  
Simona Poiana

**Contul de executie al bugetului institutiilor publice la data de 31.12.2018**  
**sursa de finantare : 02**

**Capitol 80.02**

Denumire	CodIndicator	Credite de angajament	Credite bugetare initiale	Credite bugetare trimestriale	Angajamente bugetare	Angajamente legale	Plati efectuate	Angajamente legale de platit	Cheltuieli efective
<b>TOTAL CHELTUIELI</b>	<b>00</b>	<b>3,610,000</b>	<b>4,710,000</b>	<b>3,610,000</b>	<b>3,526,384</b>	<b>3,526,384</b>	<b>3,526,384</b>	<b>0</b>	<b>328,586</b>
<b>CHELTUIELI CURENTE</b>	<b>01</b>	<b>410,000</b>	<b>810,000</b>	<b>410,000</b>	<b>328,586</b>	<b>328,586</b>	<b>328,586</b>	<b>0</b>	<b>328,586</b>
<b>TITLUL II BUNURI SI SERVICII</b>	<b>20</b>	<b>410,000</b>	<b>810,000</b>	<b>410,000</b>	<b>328,586</b>	<b>328,586</b>	<b>328,586</b>	<b>0</b>	<b>328,586</b>
Alte cheltuieli	20.30	410,000	810,000	410,000	328,586	328,586	328,586	0	328,586
Alte cheltuieli cu bunuri si servicii	20.30.30	410,000	810,000	410,000	328,586	328,586	328,586	0	328,586
<b>79. OPERATIUNI FINANCIARE (79=80+81)</b>	<b>79</b>	<b>3,200,000</b>	<b>3,900,000</b>	<b>3,200,000</b>	<b>3,197,798</b>	<b>3,197,798</b>	<b>3,197,798</b>	<b>0</b>	<b>0</b>
<b>TITLUL XVII RAMBURSARI DE CREDITE</b>	<b>81</b>	<b>3,200,000</b>	<b>3,900,000</b>	<b>3,200,000</b>	<b>3,197,798</b>	<b>3,197,798</b>	<b>3,197,798</b>	<b>0</b>	<b>0</b>
Rambursari de credite interne	81.02	3,200,000	3,900,000	3,200,000	3,197,798	3,197,798	3,197,798	0	0
Rambursari de credite aferente datoriei publice locale	81.02.05	3,200,000	3,900,000	3,200,000	3,197,798	3,197,798	3,197,798	0	0

**PRIMAR**  
Cristi Valentin Misaila



**DIRECTOR EXECUTIV,**

Carolea Grosu

**Sef serviciu buget-contabilitate,**  
Simona Poieana

**Contul de executie al bugetului institutiilor publice la data de 31.12.2018**  
**sursa de finantare : 02**

Anexat3

**Capitol 81.02**

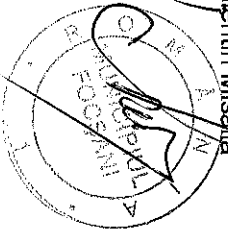
Denumire	CodIndicator	Credite de angajament	Credite bugetare initiale	Credite bugetare trimestriale	Angajamente bugetare	Angajamente legale	Angajamente legale	Plati efectuate	Angajamente legale de plati	Cheltuieli efective
<b>TOTAL CHELTUIELI</b>	<b>00</b>	<b>84,926,110</b>	<b>9,080,000</b>	<b>13,041,370</b>	<b>10,526,778</b>	<b>10,526,778</b>	<b>10,247,401</b>	<b>279,377</b>	<b>0</b>	<b>9,617,457</b>
<b>CHELTUIELI CURENTE</b>	<b>01</b>	<b>77,665,290</b>	<b>9,080,000</b>	<b>9,135,000</b>	<b>7,512,056</b>	<b>7,512,056</b>	<b>7,512,056</b>	<b>0</b>	<b>0</b>	<b>9,610,169</b>
<b>TITLUL II BUNURI SI SERVICII</b>	<b>20</b>	<b>10,000</b>	<b>10,000</b>	<b>10,000</b>	<b>4,284</b>	<b>4,284</b>	<b>4,284</b>	<b>0</b>	<b>0</b>	<b>4,284</b>
Bunuri si servicii	20.01	10,000	10,000	10,000	4,284	4,284	4,284	0	0	4,284
Furnituri de birou	20.01.01	8,000	8,000	8,000	4,284	4,284	4,284	0	0	4,284
Materiale si prestari de servicii cu caracter functional	20.01.09	2,000	2,000	2,000	0	0	0	0	0	0
<b>TITLUL IV SUBVENTII</b>	<b>40</b>	<b>6,898,400</b>	<b>7,000,000</b>	<b>6,898,400</b>	<b>6,898,052</b>	<b>6,898,052</b>	<b>6,898,052</b>	<b>0</b>	<b>0</b>	<b>8,999,240</b>
Subventii pentru acoperirea diferentelor de pret si tarifi	40.03	6,898,400	7,000,000	6,898,400	6,898,052	6,898,052	6,898,052	0	0	8,999,240
<b>TITLUL VII ALTE TRANSFERURI</b>	<b>55</b>	<b>21,600</b>	<b>0</b>	<b>21,600</b>	<b>21,562</b>	<b>21,562</b>	<b>21,562</b>	<b>0</b>	<b>0</b>	<b>0</b>
A. Transferuri interne.	55.01	21,600	0	21,600	21,562	21,562	21,562	0	0	0
Alte transferuri curente interne	55.01.18	21,600	0	21,600	21,562	21,562	21,562	0	0	0
<b>TITLUL IX ASISTENTA SOCIALA</b>	<b>57</b>	<b>600,000</b>	<b>600,000</b>	<b>600,000</b>	<b>543,265</b>	<b>543,265</b>	<b>543,265</b>	<b>0</b>	<b>0</b>	<b>543,265</b>
Ajutoare sociale	57.02	600,000	600,000	600,000	543,265	543,265	543,265	0	0	543,265
Ajutoare sociale in numerar	57.02.01	600,000	600,000	600,000	543,265	543,265	543,265	0	0	543,265
<b>TITLUL X PROIECTE CU FINANTARE DIN FONDURI EXTERNE NERAMBURSABILE</b>	<b>58</b>	<b>70,135,290</b>	<b>1,470,000</b>	<b>1,605,000</b>	<b>44,893</b>	<b>44,893</b>	<b>44,893</b>	<b>0</b>	<b>0</b>	<b>63,380</b>
<b>AEERENTE CADRULUI FINANCIAR 2014-2020</b>										
Programa din Fondul European de Dezvoltare Regionala (FEDR)	58.01	70,030,290	1,470,000	1,500,000	33,659	33,659	33,659	0	0	51,867
Finantarea nationala	58.01.01	10,504,540	195,000	225,000	5,049	5,049	5,049	0	0	7,780
Finantarea externa nerambursabila	58.01.02	59,525,750	1,275,000	1,275,000	28,610	28,610	28,610	0	0	44,087
Alte programe comunitare finantate in perioada 2014-2020	58.15	105,000	0	105,000	11,234	11,234	11,234	0	0	11,513
Finantare externa nerambursabila	58.15.02	105,000	0	105,000	11,234	11,234	11,234	0	0	11,513
<b>70. CHELTUIELI DE CAPITAL (70=71+72)</b>	<b>70</b>	<b>7,260,820</b>	<b>0</b>	<b>4,800,520</b>	<b>3,921,425</b>	<b>3,921,425</b>	<b>3,642,048</b>	<b>279,377</b>	<b>0</b>	<b>7,288</b>
<b>TITLUL XIII ACTIVE NEFINANCIARE</b>	<b>71</b>	<b>5,260,820</b>	<b>0</b>	<b>2,800,520</b>	<b>1,921,425</b>	<b>1,921,425</b>	<b>1,642,048</b>	<b>279,377</b>	<b>0</b>	<b>7,288</b>
Active fixe (inclusiv reparatii capitale)	71.01	5,260,820	0	2,800,520	1,921,425	1,921,425	1,642,048	279,377	0	7,288



Constructii	71.01.01	4,037,820	0	1,922,980	1,912,734	1,912,734	1,633,357	279,377	7,288
Alte active fixe (inclusiv reparatii capitale)	71.01.30	1,223,000	0	877,540	8,691	8,691	8,691	0	0
<b>TITLUL XIV ACTIVE FINANCIARE</b>	<b>72</b>	<b>2,000,000</b>	<b>0</b>	<b>2,000,000</b>	<b>2,000,000</b>	<b>2,000,000</b>	<b>2,000,000</b>	<b>0</b>	<b>0</b>
Active financiare	72.01	2,000,000	0	2,000,000	2,000,000	2,000,000	2,000,000	0	0
Participare la capitalul social al societăților comerciale	72.01.01	2,000,000	0	2,000,000	2,000,000	2,000,000	2,000,000	0	0
<b>TITLUL XIX PLATI EFECTUATE IN ANII PRECEDENTI SI RECUPERATE IN ANUL CURENT</b>	<b>85</b>	<b>0</b>	<b>0</b>	<b>-894,150</b>	<b>-906,703</b>	<b>-906,703</b>	<b>-906,703</b>	<b>0</b>	<b>0</b>
Plati efectuate in anii precedenti si recuperate in anul curent	85.01	0	0	-894,150	-906,703	-906,703	-906,703	0	0
Plati efectuate in anii precedenti si recuperate in anul curent in sectiunea de functionare a bugetului local	85.01.01	0	0	-894,150	-894,150	-894,150	-894,150	0	0
Plati efectuate in anii precedenti si recuperate in anul curent în sectiunea de dezvoltare a bugetului local	85.01.02	0	0	0	-12,553	-12,553	-12,553	0	0

**PRIMAR,**

Cristi Valentin Misala



**DIRECTOR EXECUTIV,**

Carmen Grosu

**Sef serviciu buget-contabilitate**

Simona Poieana


**Contul de executie al bugetului institutiilor publice la data de 31.12.2018**  
**sursa de finantare : 02**

Anexa13

**Capitol 84.02**

Denumire	Codindicator	Credite de angajament	Credite bugetare initiale	Credite bugetare trimestriale	Angajamente bugetare	Angajamente legale	Angajamente legale	Plati efectuate	Angajamente legale de platit	Cheltuieli efective
<b>TOTAL CHELTUIELI</b>	<b>00</b>	<b>50,914,950</b>	<b>4,096,000</b>	<b>12,451,100</b>	<b>9,936,959</b>	<b>9,794,351</b>	<b>8,375,261</b>	<b>1,419,090</b>	<b>5,504,345</b>	
<b>CHELTUIELI CURENTE</b>	<b>01</b>	<b>5,578,500</b>	<b>4,096,000</b>	<b>5,578,500</b>	<b>5,522,962</b>	<b>5,522,962</b>	<b>5,522,962</b>	<b>0</b>	<b>5,457,427</b>	
<b>TITLUL I CHELTUIELI DE PERSONAL</b>	<b>10</b>	<b>1,057,000</b>	<b>710,000</b>	<b>1,057,000</b>	<b>1,017,890</b>	<b>1,017,890</b>	<b>1,017,890</b>	<b>0</b>	<b>1,018,707</b>	
Cheltuieli salariale in bani	10.01	988,000	646,400	988,000	949,984	949,984	949,984	0	963,686	
Salarii de baza	10.01.01	967,500	646,400	967,500	932,339	932,339	932,339	0	946,041	
Alte sporuri	10.01.06	20,500	0	20,500	17,645	17,645	17,645	0	17,645	
Cheltuieli salariale in natura	10.02	33,700	35,000	33,700	33,450	33,450	33,450	0	33,450	
Tichete de vacanta	10.02.06	33,700	35,000	33,700	33,450	33,450	33,450	0	33,450	
Contributii	10.03	35,300	28,600	35,300	34,456	34,456	34,456	0	33,450	
Contributii de asigurari sociale de stat	10.03.01	9,500	9,500	9,500	9,362	9,362	9,362	0	21,571	
Contributii de asigurari de somaj	10.03.02	300	300	300	289	289	289	0	0	
Contributii de asigurari sociale de sanatate	10.03.03	3,100	3,100	3,100	3,016	3,016	3,016	0	0	
Contributii de asigurari pentru accidente de munca si boli profesionale	10.03.04	200	200	200	139	139	139	0	0	
Contributii pentru concedii si indemnizatii	10.03.06	1,900	500	1,900	1,837	1,837	1,837	0	0	
Contributii la Fd. de garantare a creantelor salariale	10.03.07	20,300	15,000	20,300	19,813	19,813	19,813	0	21,571	
<b>TITLUL II BUNURI SI SERVICII</b>	<b>20</b>	<b>4,380,000</b>	<b>3,376,000</b>	<b>4,380,000</b>	<b>4,364,389</b>	<b>4,364,389</b>	<b>4,364,389</b>	<b>0</b>	<b>4,297,266</b>	
Bunuri si servicii	20.01	1,487,300	1,259,000	1,487,300	1,477,664	1,477,664	1,477,664	0	1,456,978	
Furnituri de birou	20.01.01	1,000	1,000	1,000	0	0	0	0	0	
Apa, canal si salubritate	20.01.04	1,129,000	1,000,000	1,129,000	1,128,829	1,128,829	1,128,829	0	1,128,829	
Carburanti si lubrifianti	20.01.05	12,000	3,000	12,000	9,647	9,647	9,647	0	9,780	
Materiale si prestari de servicii cu caracter functional	20.01.09	87,000	75,000	87,000	82,588	82,588	82,588	0	81,975	
Alte bunuri si servicii pentru intretinere si functionare	20.01.30	258,300	180,000	258,300	256,600	256,600	256,600	0	236,394	
Reparatii curente	20.02	2,627,700	2,000,000	2,627,700	2,627,609	2,627,609	2,627,609	0	2,627,609	
Bunuri de natura obiectelor de inventar	20.05	263,000	115,000	263,000	258,080	258,080	258,080	0	211,643	

Uniforme și echipament	20.05.01	7,000	15,000	7,000	2,407	2,407	2,407	0	7,443
Alte obiecte de inventar	20.05.30	256,000	100,000	256,000	255,673	255,673	255,673	0	204,200
Protectia muncii	20.14	2,000	2,000	2,000	1,036	1,036	1,036	0	1,036
<b>TITLUL VII ALTE TRANSFERURI</b>	<b>55</b>	<b>138,500</b>	<b>0</b>	<b>138,500</b>	<b>138,146</b>	<b>138,146</b>	<b>138,146</b>	<b>0</b>	<b>138,147</b>
A. Transferuri interne.	55.01	138,500	0	138,500	138,146	138,146	138,146	0	138,147
Alte transferuri curente interne	55.01.18	138,500	0	138,500	138,146	138,146	138,146	0	138,147
<b>TITLUL XI ALTE CHELTUIELI</b>	<b>59</b>	<b>3,000</b>	<b>10,000</b>	<b>3,000</b>	<b>2,537</b>	<b>2,537</b>	<b>2,537</b>	<b>0</b>	<b>3,307</b>
Sume af pers hand neincadrate	59.40	3,000	10,000	3,000	2,537	2,537	2,537	0	3,307
<b>70. CHELTUIELI DE CAPITAL (70=71+72)</b>	<b>70</b>	<b>45,336,450</b>	<b>0</b>	<b>6,874,920</b>	<b>4,416,308</b>	<b>4,273,700</b>	<b>2,854,610</b>	<b>1,419,090</b>	<b>46,918</b>
<b>TITLUL XIII ACTIVE NEFINANCIARE</b>	<b>71</b>	<b>45,336,450</b>	<b>0</b>	<b>6,874,920</b>	<b>4,416,308</b>	<b>4,273,700</b>	<b>2,854,610</b>	<b>1,419,090</b>	<b>46,918</b>
Active fixe (inclusiv reparatii capitale)	71.01	45,336,450	0	6,874,920	4,416,308	4,273,700	2,854,610	1,419,090	46,918
Constructii	71.01.01	42,495,680	0	3,963,940	3,526,660	3,384,052	2,245,566	1,138,486	0
Masini, echipamente si mijloace de transport	71.01.02	22,900	0	22,900	18,939	18,939	18,939	0	8,796
Alte active fixe (inclusiv reparatii capitale)	71.01.30	2,817,870	0	2,888,080	870,709	870,709	590,105	280,604	38,122
<b>TITLUL XIX PLATI EFECTUATE IN ANII PRECEDENTI SI RECUPERATE IN ANUL CURENT</b>	<b>85</b>	<b>0</b>	<b>0</b>	<b>-2,320</b>	<b>-2,311</b>	<b>-2,311</b>	<b>-2,311</b>	<b>0</b>	<b>0</b>
Plati efectuate in anii precedenti si recuperate in anul curent	85.01	0	0	-2,320	-2,311	-2,311	-2,311	0	0
Plati efectuate in anii precedenti si recuperate in anul curent in sectiunea de functionare a bugetului local	85.01.01	0	0	-2,320	-2,311	-2,311	-2,311	0	0



DIRECTOR EXECUTIV,  
Carmel Grosu

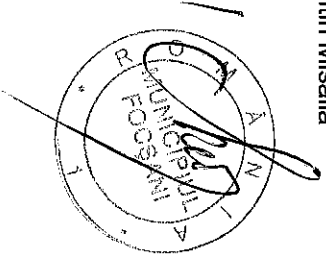
Sef serviciu buget-contabilitate,  
Simona Poieana

**Contul de executie al bugetului institutiilor publice la data de 31.12.2018**  
**sursa de finantare : 10**

Cod Indicator	Denumire	Prev. bug.	Prev. bug.	Drepturi const.	Drepturi const.	Drepturi const.	Incasari realizate	Stingeri pe	Drepturi const.
		initiale	trim./def.	TOTAL	din anii precedenti	anul curent		alte cai decat incasari	de incasat
V	TOTAL VENITURI	16,769,700	22,342,140	21,352,358	-19,035	21,371,395	21,292,656	0	59,702
I	I. VENITURI CURENTE	4,995,700	5,155,950	4,359,161	-19,035	4,378,198	4,299,459	0	59,702
C	C. VENITURI NEFISCALE	4,995,700	5,155,950	4,359,161	-19,035	4,378,198	4,299,459	0	59,702
C1	C1. VENITURI DIN PROPRIETATE	453,200	453,900	266,492	-44,767	311,260	235,671	0	30,821
30.10	Venituri din proprietate	453,200	453,900	266,492	-44,767	311,260	235,671	0	30,821
30.10.05	Venituri din concesiuni si inchirieri	425,200	425,900	266,492	-44,767	311,260	235,671	0	30,821
30.10.05.30	Alte venituri din concesiuni si inchirieri de catre institutiile publice	425,200	425,900	266,492	-44,767	311,260	235,671	0	30,821
30.10.50	Alte venituri din proprietate	28,000	28,000	0	0	0	0	0	0
C2	C2. VANZARI DE BUNURI SI SERVICII	4,542,500	4,702,050	4,092,669	25,732	4,066,938	4,063,788	0	28,881
33.10	Venituri din prestari de servicii si alte activitati	4,166,500	4,209,500	3,699,435	25,732	3,673,704	3,670,554	0	28,881
33.10.05	Taxe si alte venituri in invatamant	713,700	666,100	552,391	19,038	533,352	538,092	0	14,299
33.10.08	Venituri din prestari de servicii	98,000	96,000	40,001	0	40,001	40,001	0	0
33.10.14	Contributia elevilor si studentilor pt internate, cantine si cantine	2,558,700	2,601,700	2,418,037	-3,806	2,421,845	2,416,654	0	1,383
33.10.19	Venituri din serbari si spectacole scolare, manifestari culturale, artistice si sportive	450,000	450,000	382,980	5,700	377,280	372,780	0	10,200
33.10.50	Alte venituri din prestari de servicii si alte activitati	346,100	395,700	306,026	4,800	301,226	303,027	0	2,999
34.10	Venituri din taxe administrative, eliberari permise	375,000	375,000	276,756	0	276,756	276,756	0	0
34.10.50	Alte venituri din taxe administrative, eliberari permise	375,000	375,000	276,756	0	276,756	276,756	0	0
36.10	Diverse venituri	1,000	27,500	26,156	0	26,156	26,156	0	0
36.10.50	Alte venituri	1,000	27,500	26,156	0	26,156	26,156	0	0
37.10	Transferuri voluntare, altele decat subventiile	0	90050	90322	0	90322	90322	0	0
37.10.01	Donatii si sponsorizari	0	90,050	90,322	0	90,322	90,322	0	0
37.10.03	Varsaminte din sectiunea de functionare pentru finantarea sectiunii de dezvoltare a bugetului local	0	-17,200	-12,200	0	-12,200	-12,200	0	0
37.10.04	Varsaminte din sectiunea de functionare	0	17,200	12,200	0	12,200	12,200	0	0
IV	IV. SUBVENTII	11,774,000	17,186,190	16,993,197	0	16,993,197	16,993,197	0	0

00.18	SUBVENTII DE LA ALTE NIVELE ALE ADMINISTRATIEI	11,774,000	17,186,190	16,993,197	0	16,993,197	16,993,197	0	0
43.10	Subventii de la alte administratii	11,774,000	17,186,190	16,993,197	0	16,993,197	16,993,197	0	0
43.10.09	Subventii pentru institutii publice	11,774,000	17,012,550	16,819,697	0	16,819,697	16,819,697	0	0
43.10.19	Subventii pentru institutii publice destinate secturii de dezvoltare	0	173,640	173,500	0	173,500	173,500	0	0

**PRIMAR,**  
Cristi Valentin Misaila



**DIRECTOR EXECUTIV,**

Calin Mihai Grosu

Sef serviciu buget-contabilitate,

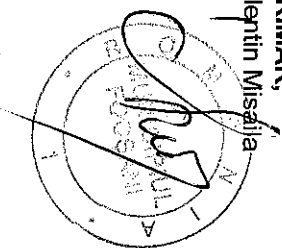
Simona Poieana

**Contul de executie al bugetului institutiilor publice la data de 31.12.2018**  
**sursa de finantare : 10**

Denumire	CodIndicator	Credite de angajament	Credite bugetare initiale	Credite bugetare trimestriale	Angajamente bugetare	Angajamente legale	Plati efectuate	Angajamente legale de plati efectuate	Cheltuieli efective
<b>TOTAL CHELTUIELI</b>	<b>C</b>	<b>23,072,460</b>	<b>17,518,000</b>	<b>23,090,440</b>	<b>21,388,933</b>	<b>21,388,933</b>	<b>21,369,031</b>	<b>19,902</b>	<b>21,043,121</b>
<b>Partea I-a SERVICII PUBLICE GENERALE</b>	<b>50.10</b>	<b>1,980,000</b>	<b>1,420,000</b>	<b>1,980,000</b>	<b>1,867,297</b>	<b>1,867,297</b>	<b>1,867,064</b>	<b>233</b>	<b>1,901,813</b>
Alte servicii publice generale	54.10	1,980,000	1,420,000	1,980,000	1,867,297	1,867,297	1,867,064	233	1,901,813
Servicii publice comunitare de evidenta a persoanelor	54.10.10	1,980,000	1,420,000	1,980,000	1,867,297	1,867,297	1,867,064	233	1,901,813
<b>Partea a III-a CHELTUIELI SOCIAL-CULTURALE</b>	<b>64.10</b>	<b>21,092,460</b>	<b>16,098,000</b>	<b>21,110,440</b>	<b>19,521,636</b>	<b>19,521,636</b>	<b>19,501,967</b>	<b>19,669</b>	<b>19,141,308</b>
<b>INVATAMANT</b>	<b>65.10</b>	<b>4,686,850</b>	<b>4,664,000</b>	<b>4,755,750</b>	<b>3,470,787</b>	<b>3,470,787</b>	<b>3,452,832</b>	<b>17,955</b>	<b>3,442,383</b>
Invatamant prescolar si primar	65.10.03	2,191,750	2,168,000	2,220,650	1,884,830	1,884,830	1,866,875	17,955	1,917,696
Invatamant prescolar	65.10.03.01	2,086,800	2,061,000	2,086,800	1,821,161	1,821,161	1,803,206	17,955	1,851,856
Invatamant primar	65.10.03.02	104,950	107,000	133,850	63,669	63,669	63,669	0	65,840
Invatamant secundar	65.10.04	1,911,100	1,912,000	1,951,100	1,188,627	1,188,627	1,188,627	0	1,126,348
Invatamant secundar superior	65.10.04.02	1,911,100	1,912,000	1,951,100	1,188,627	1,188,627	1,188,627	0	1,126,348
Invatamant postliceal	65.10.05	584,000	584,000	584,000	397,330	397,330	397,330	0	398,339
Cultura, recreere si religie	67.10	16,405,610	11,434,000	16,354,690	16,050,849	16,050,849	16,049,135	1,714	15,698,925
Servicii culturale	67.10.03	8,431,920	7,714,000	8,418,000	8,121,656	8,121,656	8,119,942	1,714	7,947,354
Institutiile publice de spectacole si concerte	67.10.03.04	6,919,000	6,504,000	6,919,000	6,672,708	6,672,708	6,671,139	1,569	6,444,504
Casa de cultura	67.10.03.06	1,512,920	1,210,000	1,499,000	1,448,948	1,448,948	1,448,803	145	1,502,850
Servicii recreative si sportive	67.10.05	7,973,690	3,720,000	7,936,690	7,929,193	7,929,193	7,929,193	0	7,751,571
Sport	67.10.05.01	7,973,690	3,720,000	7,936,690	7,929,193	7,929,193	7,929,193	0	7,751,571

**PRIMAR,**

Cristi Valentin Misaila



**DIRECTOR EXECUTIV,**

Carnea Giosu

**Sef serviciu buget-contabilitate,**

Simona Poiana


**Contul de executie al bugetului institutiilor publice la data de 31.12.2018**  
**sursa de finantare : 10**

**Capitol 54.10**

Denumire	Codindicator	Credite de angajament	Credite bugetare initiale	Credite bugetare trimestriale	Angajamente bugetare	Angajamente legale	Plati efectuate	Angajamente legale de plati	Cheltuieli efective
<b>TOTAL CHELTUIELI</b>	<b>00</b>	<b>1,980,000</b>	<b>1,420,000</b>	<b>1,980,000</b>	<b>1,867,297</b>	<b>1,867,297</b>	<b>1,867,064</b>	<b>233</b>	<b>1,901,813</b>
<b>CHELTUIELI CURENTE</b>	<b>01</b>	<b>1,980,000</b>	<b>1,420,000</b>	<b>1,980,000</b>	<b>1,873,769</b>	<b>1,873,769</b>	<b>1,873,536</b>	<b>233</b>	<b>1,899,956</b>
<b>TITLUL I CHELTUIELI DE PERSONAL</b>	<b>10</b>	<b>1,766,000</b>	<b>1,240,000</b>	<b>1,766,000</b>	<b>1,666,598</b>	<b>1,666,598</b>	<b>1,666,598</b>	<b>0</b>	<b>1,687,953</b>
Cheltuieli salariale in bani	10.01	1,676,900	1,152,400	1,676,900	1,577,817	1,577,817	1,577,817	0	1,622,586
Salarii de baza	10.01.01	1,654,000	1,152,400	1,654,000	1,575,277	1,575,277	1,575,277	0	1,622,586
Indemnizatii platite unor persoane din afara unitatii	10.01.12	2,500	0	2,500	0	0	0	0	0
Alte drepturi salariale in bani	10.01.30	20,400	0	20,400	2,540	2,540	2,540	0	0
Cheltuieli salariale in natura	10.02	29,000	34,000	29,000	29,000	29,000	29,000	0	29,000
Tichete de vacanta	10.02.06	29,000	34,000	29,000	29,000	29,000	29,000	0	29,000
Contributii	10.03	60,100	53,600	60,100	59,781	59,781	59,781	0	36,367
Contributii de asigurari sociale de stat	10.03.01	18,500	18,500	18,500	18,379	18,379	18,379	0	0
Contributii de asigurari de somaj	10.03.02	600	600	600	583	583	583	0	0
Contributii de asigurari sociale de sanatate	10.03.03	6,300	6,300	6,300	6,299	6,299	6,299	0	0
Contributii de asigurari pentru accidente de munca si boli profesionale	10.03.04	200	200	200	175	175	175	0	0
Contributii pentru concedii si indemnizatii	10.03.06	1,000	1,000	1,000	991	991	991	0	0
Contributii la Fd. de garantare a creanțelor salariale	10.03.07	33,500	27,000	33,500	33,354	33,354	33,354	0	36,367
<b>TITLUL II BUNURI SI SERVICII</b>	<b>20</b>	<b>214,000</b>	<b>180,000</b>	<b>214,000</b>	<b>207,171</b>	<b>207,171</b>	<b>206,938</b>	<b>233</b>	<b>212,003</b>
Bunuri si servicii	20.01	132,300	102,000	132,300	129,014	129,014	128,781	233	122,454
Furnituri de birou	20.01.01	9,800	12,000	9,800	9,743	9,743	9,743	0	8,642
Materialie pentru curatenie	20.01.02	1,000	1,000	1,000	990	990	990	0	1,277
Incalzit, Iluminat si forta motrica	20.01.03	16,000	16,000	16,000	13,991	13,991	13,991	0	12,866
Incalzire-sistem centralizat (ENET)	20.01.03.01	12,600	13,000	12,600	10,659	10,659	10,659	0	9,535
energie electrica (ELECTRICA)	20.01.03.04	3,400	3,000	3,400	3,332	3,332	3,332	0	3,331
Apa, canal si salubritate	20.01.04	3,000	3,000	3,000	2,648	2,648	2,648	0	2,648
Carburanti si lubrifianti	20.01.05	2,500	3,000	2,500	2,500	2,500	2,500	0	2,250
Posta, telecomunicatii, radio, tv, internet	20.01.08	15,000	14,000	15,000	14,349	14,349	14,116	233	14,323
Alte bunuri si servicii pentru intretinere si functionare	20.01.30	85,000	53,000	85,000	84,793	84,793	84,793	0	80,448
Bunuri de natura obiectelor de inventar	20.05	6,500	5,000	6,500	5,962	5,962	5,962	0	17,354

Alte obiecte de inventar	20.05.30	6,500	5,000	6,500	5,962	5,962	5,962	5,962	0	17,354
Deplasari, detasari, transferari	20.06	5,500	1,000	5,500	5,415	5,415	5,415	5,415	0	5,415
Deplasari interne, detasari, transferari	20.06.01	5,500	1,000	5,500	5,415	5,415	5,415	5,415	0	5,415
Carti, publicatii si materiale documentare	20.11	0	1,000	0	0	0	0	0	0	0
Pregatire profesionala	20.13	1,200	1,000	1,200	1,200	1,200	1,200	1,200	0	1,200
Alte cheltuieli	20.30	68,500	70,000	68,500	65,580	65,580	65,580	65,580	0	65,580
Chiri	20.30.04	68,500	70,000	68,500	65,580	65,580	65,580	65,580	0	65,580
<b>70. CHELTUIELI DE CAPITAL (70=71+72)</b>	<b>70</b>	<b>0</b>	<b>0</b>	<b>0</b>	<b>0</b>	<b>0</b>	<b>0</b>	<b>0</b>	<b>0</b>	<b>1,857</b>
<b>TITLUL XIII ACTIVE NEFINANCIARE</b>	<b>71</b>	<b>0</b>	<b>0</b>	<b>0</b>	<b>0</b>	<b>0</b>	<b>0</b>	<b>0</b>	<b>0</b>	<b>1,857</b>
Active fixe (inclusiv reparatii capitale)	71.01	0	0	0	0	0	0	0	0	1,857
Masini, echipamente si mijloace de transport	71.01.02	0	0	0	0	0	0	0	0	1,857
<b>TITLUL XIX PLATI EFECTUATE IN ANII PRECEDENTI SI RECUPERATE IN ANUL CURENT</b>	<b>85</b>	<b>0</b>	<b>0</b>	<b>0</b>	<b>-6,472</b>	<b>-6,472</b>	<b>-6,472</b>	<b>-6,472</b>	<b>0</b>	<b>0</b>
Plati efectuate in anii precedenti si recuperate in anul curent	85.01	0	0	0	-6,472	-6,472	-6,472	-6,472	0	0
Plati efectuate in anii precedenti si recuperate in anul curent in sectiunea de functionare a bugetului local	85.01.01	0	0	0	-6,472	-6,472	-6,472	-6,472	0	0

PRIMAR,  
Cristi Valentin Misalia



DIRECTOR EXECUTIV,  
Carmen Grosu

Sef serviciu buget-contabilitate,  
Simona Poieana



**Contul de executie al bugetului institutiilor publice la data de 31.12.2018**  
**sursa de finantare : 10**

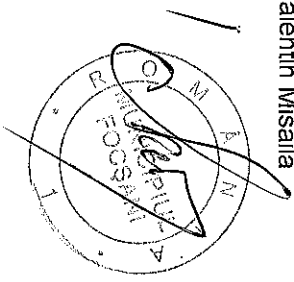
**Capitol 65.10**

Denumire	CodIndicator	Credite de angajament	Credite bugetare initiale	Credite bugetare trimestriale	Angajamente bugetare	Angajamente egale	Plati efectuate	Angajamente legate de plati	Cheltuieli efective
<b>TOTAL CHELTUIELI</b>	<b>00</b>	<b>4,686,850</b>	<b>4,664,000</b>	<b>4,755,750</b>	<b>3,470,787</b>	<b>3,470,787</b>	<b>3,452,832</b>	<b>17,955</b>	<b>3,442,383</b>
<b>CHELTUIELI CURENTE</b>	<b>01</b>	<b>4,584,250</b>	<b>4,544,000</b>	<b>4,613,150</b>	<b>3,374,479</b>	<b>3,374,479</b>	<b>3,356,524</b>	<b>17,955</b>	<b>3,376,876</b>
<b>TITLUL I CHELTUIELI DE PERSONAL</b>	<b>10</b>	<b>747,000</b>	<b>747,000</b>	<b>747,000</b>	<b>539,171</b>	<b>539,171</b>	<b>539,171</b>	<b>0</b>	<b>526,907</b>
Cheltuieli salariale in bani	10.01	717,400	722,800	717,400	518,518	518,518	518,518	0	513,134
Salarii de baza	10.01.01	525,200	668,500	525,200	358,049	358,049	358,049	0	358,658
Alte sporuri	10.01.06	1,400	0	1,400	1,313	1,313	1,313	0	454
Fond aferent platii cu ora	10.01.11	142,000	14,300	142,000	114,022	114,022	114,022	0	108,888
Alte drepturi salariale in bani	10.01.30	48,800	40,000	48,800	45,134	45,134	45,134	0	45,134
Cheltuieli salariale in natura	10.02	6,900	0	6,900	2,400	2,400	2,400	0	2,400
Tichete de vacanta	10.02.06	6,900	0	6,900	2,400	2,400	2,400	0	2,400
Contributii	10.03	22,700	24,200	22,700	18,253	18,253	18,253	0	11,373
Contributii de asigurari sociale de stat	10.03.01	5,230	7,000	5,230	5,226	5,226	5,226	0	-1
Contributii de asigurari de somaj	10.03.02	210	500	210	154	154	154	0	0
Contributii de asigurari sociale de sanatate	10.03.03	1,790	2,000	1,790	1,719	1,719	1,719	0	0
Contributii de asigurari pentru accidente de munca si boli profesionale	10.03.04	110	200	110	53	53	53	0	0
Contributii pentru concedii si indemnizatii	10.03.06	320	300	320	281	281	281	0	0
Contributii la Fd. de garantie a creantelor salariale	10.03.07	15,040	14,200	15,040	10,820	10,820	10,820	0	11,374
<b>TITLUL II BUNURI SI SERVICII</b>	<b>20</b>	<b>3,735,250</b>	<b>3,707,000</b>	<b>3,764,150</b>	<b>2,814,059</b>	<b>2,814,059</b>	<b>2,796,104</b>	<b>17,955</b>	<b>2,814,515</b>
Bunuri si servicii	20.01	590,700	569,300	600,600	284,349	284,349	284,349	0	280,194
Furnituri de birou	20.01.01	27,300	31,700	27,900	5,572	5,572	5,572	0	5,426
Materiale pentru curatenie	20.01.02	38,200	37,200	32,500	14,180	14,180	14,180	0	10,599
Incalzit, Iluminat si forta motrica	20.01.03	98,300	99,300	98,300	49,742	49,742	49,742	0	51,973
-incalzire-sistem centralizat (ENET)	20.01.03.01	38,000	38,000	38,000	20,974	20,974	20,974	0	20,974
-incalzire cu gaze (Distrigaz)	20.01.03.02	25,000	26,000	25,000	6,701	6,701	6,701	0	6,051
-energie electrica (ELECTRICA)	20.01.03.04	35,300	35,300	35,300	22,067	22,067	22,067	0	24,948
Apa, canal si salubritate	20.01.04	37,400	36,400	37,400	25,811	25,811	25,811	0	25,811
Carburanti si lubrifianti	20.01.05	43,800	44,300	43,800	16,868	16,868	16,868	0	14,260
Piese de schimb	20.01.06	22,400	22,400	22,400	4,935	4,935	4,935	0	4,935
Transport	20.01.07	1,000	1,000	1,000	853	853	853	0	853

Posta, telecomunicatii, radio, tv, internet	20.01.08	48,300	54,100	54,000	15,428	15,428	15,428	0	15,181
Materiale si prestari de servicii cu caracter functional	20.01.09	73,300	68,500	73,300	36,641	36,641	36,641	0	38,369
Alte bunuri si servicii pentru intretinere si functionare	20.01.30	200,700	174,400	210,000	114,319	114,319	114,319	0	112,787
Reparatii curente	20.02	122,600	168,700	137,600	40,823	40,823	40,823	0	32,743
Hrana	20.03	2,650,500	2,612,500	2,650,500	2,359,766	2,359,766	2,343,808	15,958	2,379,337
Hrana pentru oameni	20.03.01	2,650,500	2,612,500	2,650,500	2,359,766	2,359,766	2,343,808	15,958	2,379,337
Medicamente si materiale sanitare	20.04	5,500	9,000	5,500	2,053	2,053	2,053	0	2,053
Medicamente	20.04.01	400	400	400	0	0	0	0	0
Materiale sanitare	20.04.02	100	100	100	0	0	0	0	0
Dezinfectanti	20.04.04	5,000	8,500	5,000	2,053	2,053	2,053	0	2,053
Bunuri de natura obiectelor de inventar	20.05	256,100	224,300	260,100	86,159	86,159	84,162	1,997	61,706
Uniforme si echipament	20.05.01	38,000	30,000	38,000	8,000	8,000	8,000	0	90
Lenjerie si accesorii de pat	20.05.03	44,500	60,000	44,500	0	0	0	0	0
Alte obiecte de inventar	20.05.30	173,600	134,300	177,600	78,159	78,159	76,162	1,997	61,616
Deplasari, deplasari, transferari	20.06	3,000	5,400	3,000	898	898	898	0	898
Deplasari interne, deplasari, transferari	20.06.01	3,000	5,400	3,000	898	898	898	0	898
Carti, publicatii si materiale documentare	20.11	1,800	1,800	1,800	136	136	136	0	350
Pregatire profesionala	20.13	6,650	4,000	6,650	650	650	650	0	650
Protectia muncii	20.14	6,400	7,400	6,400	1,863	1,863	1,863	0	1,863
Alte cheltuieli	20.30	92,000	104,600	92,000	37,362	37,362	37,362	0	54,721
Prime de asigurare non-viata	20.30.03	5,000	5,000	5,000	130	130	130	0	130
Alte cheltuieli cu bunuri si servicii	20.30.30	87,000	99,600	87,000	37,232	37,232	37,232	0	54,591
<b>TITLUL VIII PROIECTE CU FINANTARE DIN FONDURI EXTERNE NERAMBURSABILE (FEN) POSTADERARE</b>	<b>56</b>	<b>0</b>	<b>0</b>	<b>0</b>	<b>0</b>	<b>0</b>	<b>0</b>	<b>0</b>	<b>14205</b>
Programa din Fondul Social European	56.02	0	0	0	0	0	0	0	14205
Finantarea nationala (**)	56.02.01	0	0	0	0	0	0	0	14205
<b>TITLUL IX ASISTENTA SOCIALA</b>	<b>57</b>	<b>102,000</b>	<b>90,000</b>	<b>102,000</b>	<b>21,249</b>	<b>21,249</b>	<b>21,249</b>	<b>0</b>	<b>21,249</b>
Ajutoare sociale	57.02	102,000	90,000	102,000	21,249	21,249	21,249	0	21,249
Ajutoare sociale in numerar	57.02.01	102,000	90,000	102,000	21,249	21,249	21,249	0	21,249
<b>70. CHELTUIELI DE CAPITAL (70=71+72)</b>	<b>70</b>	<b>102,600</b>	<b>120,000</b>	<b>142,600</b>	<b>96,750</b>	<b>96,750</b>	<b>96,750</b>	<b>0</b>	<b>65,507</b>
<b>TITLUL XIII ACTIVE NEFINANCIARE</b>	<b>71</b>	<b>102,600</b>	<b>120,000</b>	<b>142,600</b>	<b>96,750</b>	<b>96,750</b>	<b>96,750</b>	<b>0</b>	<b>65,507</b>
Active fixe (inclusiv reparatii capitale)	71.01	102,600	120,000	142,600	96,750	96,750	96,750	0	65,507
Construcii	71.01.01	0	0	0	0	0	0	0	349
Masini, echipamente si mijloace de transport	71.01.02	84,200	120,000	124,200	78,567	78,567	78,567	0	8,305
Mobilier, aparatura birouca si alte active corporale	71.01.03	18,400	0	18,400	18,183	18,183	18,183	0	56,399

Alte active fixe (inclusiv reparatii capitale)	71.01.30	0	0	0	0	0	0	0	0	0	0	0	0	0	0	0	0	454
<b>TITLUL XIX PLATI EFECTUATE IN ANII PRECEDENTI SI RECUPERATE IN ANUL CURENT</b>	<b>85</b>	<b>0</b>	<b>0</b>	<b>0</b>	<b>0</b>	<b>-442</b>	<b>-442</b>	<b>-442</b>	<b>-442</b>	<b>-442</b>	<b>-442</b>	<b>-442</b>	<b>-442</b>	<b>0</b>	<b>0</b>	<b>0</b>	<b>0</b>	<b>0</b>
Plati efectuate in anii precedenti si recuperate in anul curent	85.01	0	0	0	0	-442	-442	-442	-442	-442	-442	-442	-442	0	0	0	0	0
Plati efectuate in anii precedenti si recuperate in anul curent in sectiunea de functionare a bugetului local	85.01.01	0	0	0	0	-442	-442	-442	-442	-442	-442	-442	-442	0	0	0	0	0

**PRIMAR,**  
Cristi Valentin Misaila



**DIRECTOR EXECUTIV,**  
Carmen Grosu  
Sef serviciu buget-contabilitate  
Simona Poaleana

**Contul de executie al bugetului institutiilor publice la data de 31.12.2018**  
**sursa de finantare : 10**

**Capital 67.10**

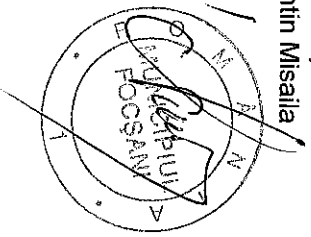
Denumire	CodIndicator	Credite de angajament	Credite bugetare initiale	Credite bugetare trimestriale	Angajamente bugetare	Angajamente legale	Plati efectuate	Angajamente legale de platit	Cheltuieli efective
<b>TOTAL CHELTUIELI</b>	<b>00</b>	<b>16,405,610</b>	<b>11,434,000</b>	<b>16,354,690</b>	<b>16,050,849</b>	<b>16,050,849</b>	<b>16,049,135</b>	<b>1,714</b>	<b>15,698,925</b>
<b>CHELTUIELI CURENTE</b>	<b>01</b>	<b>16,231,970</b>	<b>11,434,000</b>	<b>16,231,970</b>	<b>15,930,056</b>	<b>15,930,056</b>	<b>15,928,342</b>	<b>1,714</b>	<b>15,586,270</b>
<b>TITLUL I CHELTUIELI DE PERSONAL</b>	<b>10</b>	<b>4,297,000</b>	<b>3,340,000</b>	<b>4,297,000</b>	<b>4,205,545</b>	<b>4,205,545</b>	<b>4,205,545</b>	<b>0</b>	<b>4,249,340</b>
Cheltuieli salariale in bani	10.01	3,980,050	3,030,250	3,980,050	3,894,404	3,894,404	3,894,404	0	3,999,623
Salarii de baza	10.01.01	3,864,950	3,030,250	3,864,950	3,793,740	3,793,740	3,793,740	0	3,886,956
Sporuri pentru conditii de munca	10.01.05	33,000	0	33,000	32,357	32,357	32,357	0	36,387
Alte sporuri	10.01.06	28,100	0	28,100	26,385	26,385	26,385	0	35,240
Indemnizatii de delegare	10.01.13	43,500	0	43,500	36,300	36,300	36,300	0	36,300
Alte drepturi salariale in bani	10.01.30	10,500	0	10,500	5,622	5,622	5,622	0	4,740
Cheltuieli salariale in natura	10.02	123,200	158,000	123,200	119,900	119,900	119,900	0	119,900
Tichete de vacanta	10.02.06	123,200	158,000	123,200	119,900	119,900	119,900	0	119,900
Contributii	10.03	193,750	151,750	193,750	191,241	191,241	191,241	0	129,817
Contributii de asigurari sociale de stat	10.03.01	90,600	52,600	90,600	89,786	89,786	89,786	0	41,361
Contributii de asigurari de somaj	10.03.02	1,650	1,650	1,650	1,422	1,422	1,422	0	0
Contributii de asigurari sociale de sanatate	10.03.03	15,650	15,650	15,650	15,502	15,502	15,502	0	0
Contributii de asigurari pentru accidente de munca si boli profesionale	10.03.04	1,150	1,150	1,150	986	986	986	0	0
Contributii pentru concedii si indemnizatii	10.03.06	2,700	2,700	2,700	2,604	2,604	2,604	0	0
Contributii la Fd. de garantare a creanțelor salariale	10.03.07	82,000	78,000	82,000	80,941	80,941	80,941	0	88,456
<b>TITLUL II BUNURI SI SERVICII</b>	<b>20</b>	<b>11,934,970</b>	<b>8,094,000</b>	<b>11,934,970</b>	<b>11,724,511</b>	<b>11,724,511</b>	<b>11,722,797</b>	<b>1,714</b>	<b>11,336,930</b>
Bunuri si servicii	20.01	823,900	701,000	823,900	793,490	793,490	791,776	1,714	766,269
Furnituri de birou	20.01.01	7,500	7,000	7,500	6,582	6,582	6,582	0	4,943
Materiale pentru curatenie	20.01.02	10,500	9,500	10,500	8,284	8,284	8,284	0	5,819

Incalzit, Iluminat si forta motrica	20.01.03	301,000	291,000	301,000	279,443	279,443	277,874	1,569	266,571
-Incalzire-sistem centralizat (ENEF)	20.01.03.01	152,500	153,000	152,500	136,120	136,120	136,120	0	130,740
-Incalzire cu gaze (Distrigaz)	20.01.03.02	93,000	85,000	93,000	92,603	92,603	92,603	0	90,465
- energie electrica (ELECTRICA)	20.01.03.04	55,500	53,000	55,500	50,720	50,720	49,151	1,569	45,366
Apa, canal si salubritate	20.01.04	50,000	58,000	50,000	48,390	48,390	48,390	0	47,279
Carburanti si lubrifianti	20.01.05	5,500	6,500	5,500	5,295	5,295	5,295	0	5,295
Piese de schimb	20.01.06	2,000	3,000	2,000	1,764	1,764	1,764	0	1,764
Posta, telecomunicatii, radio, tv, internet	20.01.08	32,800	30,000	32,800	30,588	30,588	30,443	145	30,483
Materiale si prestari de servicii cu caracter functional	20.01.09	266,100	154,000	266,100	266,006	266,006	266,006	0	267,507
Alte bunuri si servicii pentru intretinere si functionare	20.01.30	148,500	142,000	148,500	147,138	147,138	147,138	0	136,608
Reparatii curente	20.02	95,550	39,000	95,550	95,102	95,102	95,102	0	95,102
Medicamente si materiale sanitare	20.04	70,000	30,000	70,000	69,983	69,983	69,983	0	70,396
Medicamente	20.04.01	70,000	30,000	70,000	69,983	69,983	69,983	0	70,396
Bunuri de natura obiectelor de inventar	20.05	286,120	126,000	331,120	318,920	318,920	318,920	0	3,447
Uniforme si echipament	20.05.01	202,000	100,000	202,000	202,000	202,000	202,000	0	3,447
Alte obiecte de inventar	20.05.30	84,120	26,000	129,120	116,920	116,920	116,920	0	0
Deplasari, detasari, transferari	20.06	16,700	20,000	16,700	15,492	15,492	15,492	0	15,808
Deplasari interne, detasari, transferari	20.06.01	16,700	15,000	16,700	15,492	15,492	15,492	0	15,808
Deplasari in strainatate	20.06.02	0	5,000	0	0	0	0	0	0
Carti, publicatii si materiale documentare	20.11	0	1,000	0	0	0	0	0	0
Pregatire profesionala	20.13	7,500	4,000	7,500	5,950	5,950	5,950	0	5,950
Alte cheltuieli	20.30	10,635,200	7,173,000	10,590,200	10,425,574	10,425,574	10,425,574	0	10,379,958
Reclama si publicitate	20.30.01	1,300	3,000	1,300	269	269	269	0	269
Chirii	20.30.04	289,000	120,000	289,000	288,945	288,945	288,945	0	288,945
Alte cheltuieli cu bunuri si servicii	20.30.30	10,344,900	7,050,000	10,299,900	10,136,360	10,136,360	10,136,360	0	10,090,744
<b>70. CHELTUIELI DE CAPITAL (70=71+72)</b>	<b>70</b>	<b>173,640</b>	<b>0</b>	<b>173,640</b>	<b>173,500</b>	<b>173,500</b>	<b>173,500</b>	<b>0</b>	<b>112,655</b>
<b>TITLUL XIII ACTIVE NEFINANCIARE</b>	<b>71</b>	<b>173,640</b>	<b>0</b>	<b>173,640</b>	<b>173,500</b>	<b>173,500</b>	<b>173,500</b>	<b>0</b>	<b>112,655</b>
Active fixe (inclusiv reparatii capitale)	71.01	173,640	0	173,640	173,500	173,500	173,500	0	112,655
Constructii	71.01.01	0	0	0	0	0	0	0	13
Masini, echipamente si mijloace de transport	71.01.02	161,970	0	161,970	161,838	161,838	161,838	0	89,045
Mobilier, aparatura birouca si alte active corporale	71.01.03	11,670	0	11,670	11,662	11,662	11,662	0	23,597
<b>TITLUL XIX PLATI EFECTUATE IN ANII PRECEDENTI SI RECUPERATE IN ANUL CURENT</b>	<b>85</b>	<b>0</b>	<b>0</b>	<b>-50,920</b>	<b>-52,707</b>	<b>-52,707</b>	<b>-52,707</b>	<b>0</b>	<b>0</b>
Plati efectuate in anii precedenti si recuperate in anul curent	85.01	0	0	-50,920	-52,707	-52,707	-52,707	0	0

Plati efectuate in anii precedenti si recuperate in anii curent in sectiunea de functionare a bugetului local	85.01.01	0	0	-50,920	-52,707	-52,707	-52,707	0	0

**PRIMAR,**

Cristi Valentin Misaila



**DIRECTOR EXECUTIV,**

Carpen Grosu

**Sef serviciu buget-contabilitate,**

Simona Poieana