

Contul de executie al bugetului institutiilor publice la data de 30.06.2018
sursa de finantare : 02

Cod Indicator	Denumire	Prev. bug. initiale	Prev. bug. trim./def.	Drepturi const. TOTAL	Drepturi const. din anii precedenti	Drepturi const. anul curent	Incasari realizate	Incasari alte cai decat	Drepturi const. de incasat
V	TOTAL VENITURI	130,558,330.00	80,117,830.00	151,435,505.00	69,016,869.00	82,418,636.00	75,617,549.00	549,226.00	75,268,730.00
49.90	VENITURI PROPRII	93,077,000.00	64,532,500.00	138,196,995.00	60,016,869.00	69,180,126.00	62,379,039.00	549,226.00	75,268,730.00
I	I. VENITURI CURENTE	114,556,330.00	75,674,830.00	146,686,928.00	69,016,374.00	77,670,554.00	70,874,658.00	549,226.00	75,263,044.00
A	A. VENITURI FISCALE	103,429,000.00	69,899,500.00	120,352,195.00	49,450,779.00	70,901,416.00	65,200,903.00	0	55,151,292.00
A.1	A.1. IMPOZIT PE VENIT, PROFIT SI CASTIGURI DIN CAPITAL	49,106,000.00	35,450,500.00	29,080,936.00	0	29,080,936.00	29,080,936.00	0	0
A.11	A.11. IMPOZIT PE VENIT, PROFIT SI CASTIGURI DIN CAPITAL DE LA PERSOANE JURIDICE	603,000.00	243,000.00	131,231.00	0	131,231.00	131,231.00	0	0
03.02	Impozit pe venit	603,000.00	243,000.00	131,231.00	0	131,231.00	131,231.00	0	0
03.02.18	Impozit pe veniturile din transferul proprietăților imobiliare din patrimoniul personal	603,000.00	243,000.00	131,231.00	0	131,231.00	131,231.00	0	0
A.12	A.12. IMPOZIT PE VENIT, PROFIT SI CASTIGURI DIN CAPITAL DE LA PERSOANE FIZICE	48,503,000.00	35,207,500.00	28,949,705.00	0	28,949,705.00	28,949,705.00	0	0
04.02	Cote si sume defalcate din impozitul pe venit	48,503,000.00	35,207,500.00	28,949,705.00	0	28,949,705.00	28,949,705.00	0	0
04.02.01	Cote defalcate din impozitul pe venit	48,503,000.00	35,207,500.00	28,949,705.00	0	28,949,705.00	28,949,705.00	0	0
A.3	A.3. IMPOZITE SI TAXE PE PROPRIETATE	24,250,000.00	17,924,000.00	60,094,030.00	37,501,192.00	22,592,838.00	18,773,155.00	0	41,320,875.00
07.02	IMPOZITE SI TAXE PE PROPRIETATE	24,250,000.00	17,924,000.00	60,094,030.00	37,501,192.00	22,592,838.00	18,773,155.00	0	41,320,875.00
07.02.01	Impozit pe cladiri	18,530,000.00	13,924,000.00	47,821,048.00	30,739,497.00	17,081,551.00	14,830,736.00	0	32,990,318.00
07.02.01.01	Impozit pe cladiri persoane fizice	6,915,000.00	5,350,000.00	9,945,639.00	3,096,609.00	6,849,030.00	5,372,223.00	0	4,573,416.00
07.02.01.02	Impozit pe cladiri persoane juridice	11,615,000.00	8,574,000.00	37,875,409.00	27,642,888.00	10,232,521.00	9,458,507.00	0	28,416,902.00
07.02.02	Impozit pe terenuri	4,849,000.00	3,630,000.00	11,393,383.00	6,575,102.00	4,818,281.00	3,260,991.00	0	8,132,392.00
07.02.02.01	Impozit pe terenuri persoane fizice	2,393,000.00	1,770,000.00	3,631,918.00	1,597,103.00	2,034,815.00	1,613,410.00	0	2,018,508.00
07.02.02.02	Impozit pe terenuri persoane juridice	2,456,000.00	1,860,000.00	7,761,465.00	4,978,000.00	2,783,466.00	1,647,581.00	0	6,113,884.00
07.02.02.03	Impozit pe teren extravilan	304,000.00	150,000.00	742,682.00	462,219.00	250,463.00	203,615.00	0	509,067.00
07.02.03	Taxe judiciare de timbru, taxe de timbru pentru activitatea notariala si alte taxe de timbru	871,000.00	370,000.00	879,599.00	186,998.00	693,006.00	681,434.00	0	198,165.00
A.4	A.4. IMPOZITE SI TAXE PE BUNURI SI SERVICII	29,767,000.00	16,375,000.00	30,447,494.00	11,625,973.00	18,821,521.00	17,045,855.00	0	13,401,639.00
11.02	Suma defalcate din TVA	21,577,000.00	11,140,000.00	11,006,510.00	0	11,006,510.00	11,006,510.00	0	0
11.02.07	Suma defalcate din TVA pentru finantarea cheltuielilor	21,358,000.00	11,030,000.00	11,006,510.00	0	11,006,510.00	11,006,510.00	0	0
11.02.09	Suma defalcate din TVA pentru finantarea inaltamantului particular sau confesional acreditat	219,000.00	110,000.00	0	0	0	0	0	0
12.02	Alte impozite si taxe generale pe bunuri si servicii	0	0	1,889.00	1,814.00	75	75	0	1,889.00
12.02.07	Taxe hoteliere	0	0	1,889.00	1,814.00	75	75	0	1,889.00
15.02	Taxe pe servicii specifice	35,000.00	20,000.00	21,514.00	0	21,514.00	21,514.00	0	0
15.02.01	Impozit pe spectacole	35,000.00	20,000.00	21,514.00	0	21,514.00	21,514.00	0	0

16.02	Taxe pe utiliz bunurilor, autoriz utiliz bunurilor	8,155,000.00	5,215,000.00	19,417,581.00	11,634,159.00	7,793,421.00	6,017,931.00	0	13,399,750.00
16.02.01	Taxa asupra mijloacelor de transport	6,238,000.00	4,150,000.00	18,006,113.00	11,459,934.00	6,546,179.00	4,759,692.00	0	13,246,421.00
16.02.02	Taxa asupra mijloacelor de transport deținute de persoane fizice	4,088,000.00	2,700,000.00	10,469,985.00	6,372,583.00	4,097,402.00	3,096,482.00	0	7,373,503.00
16.02.03	Taxa asupra mijloacelor de transport deținute de persoane fizice	2,150,000.00	1,450,000.00	7,536,128.00	5,087,351.00	2,448,777.00	1,663,210.00	0	5,872,918.00
16.02.50	Taxe si tarife pentru elib de licențe si autoriz	1,580,000.00	900,000.00	1,387,661.00	139,566.00	1,248,091.00	1,239,782.00	0	147,879.00
A6	Alte taxe pe utilizarea bunurilor	337,000.00	165,000.00	23,807.00	24,659.00	-852	18,357.00	0	5,450.00
18.02	A6. ALTE IMPOZITE SI TAXE FISCALE	306,000.00	150,000.00	729,735.00	323,614.00	406,121.00	309,957.00	0	428,778.00
18.02.50	Alte impozite si taxe	306,000.00	150,000.00	729,735.00	323,614.00	406,121.00	309,957.00	0	428,778.00
C	C. VENITURI NEFISCALE	11,227,330.00	5,775,330.00	26,334,733.00	19,585,595.00	6,769,138.00	5,673,755.00	549,226.00	20,111,752.00
C1	C1. VENITURI DIN PROPRIETATE	4,470,000.00	2,304,000.00	11,689,980.00	7,519,826.00	4,170,154.00	2,423,112.00	0	9,266,868.00
30.02	Venituri din proprietate	4,461,000.00	2,300,000.00	11,685,835.00	7,519,752.00	4,166,083.00	2,420,272.00	0	9,265,563.00
30.02.05	Venituri din concesiuni si inchirieri	4,461,000.00	2,300,000.00	11,677,994.00	7,516,899.00	4,161,095.00	2,415,284.00	0	9,262,710.00
30.02.05.30	Alte venituri din concesiuni si inchirieri de catre institutiile publice	4,461,000.00	2,300,000.00	11,677,994.00	7,516,899.00	4,161,095.00	2,415,284.00	0	9,262,710.00
30.02.08	Venituri din dividende	0	0	7,841.00	2,853.00	4,988.00	4,988.00	0	2,853.00
30.02.08.02	Venituri din dividende de la alti platitori	0	0	4,988.00	0	4,988.00	4,988.00	0	0
31.02	Venituri din dobanzi	9,000.00	4,000.00	4,145.00	74	4,071.00	2,840.00	0	1,305.00
31.02.03	Alte venituri din dobanzi	9,000.00	4,000.00	4,145.00	74	4,071.00	2,840.00	0	1,305.00
C2	C2. VANZARI DE BUNURI SI SERVICII	6,757,330.00	3,471,330.00	14,644,753.00	12,045,769.00	2,598,984.00	3,250,643.00	549,226.00	10,844,884.00
33.02	Venituri din prestari de servicii si alte activitati	745,000.00	369,000.00	392,329.00	25,685.00	366,634.00	371,633.00	0	20,696.00
33.02.08	Venituri din prestari de servicii	10,000.00	4,000.00	1,352.00	0	1,352.00	1,352.00	0	0
33.02.10	Contributia parintilor sau sustinatorilor legali pentru intretinerea copiilor in crese	90,000.00	40,000.00	55,981.00	0	55,981.00	55,981.00	0	0
33.02.12	Contributia persoanelor beneficiare ale cantinelor de ajutor social	60,000.00	30,000.00	30,771.00	0	30,771.00	30,771.00	0	0
33.02.13	Contributia de intretinere a persoanelor asistate	575,000.00	290,000.00	272,849.00	0	272,849.00	272,849.00	0	0
33.02.28	Venituri din recuperarea cheltuielilor de judecata, impozitati si	10,000.00	5,000.00	31,376.00	25,685.00	5,681.00	10,680.00	0	20,696.00
34.02	Venituri din taxe administrative, eliberari permise	0	0	2,123.00	0	2,123.00	2,123.00	0	0
34.02.02	Taxe extrajudiciare de timbru	0	0	2,123.00	0	2,123.00	2,123.00	0	0
35.02	Amenzi, penalitati si confiscari	4,985,000.00	2,610,000.00	13,703,167.00	11,979,057.00	1,724,410.00	2,368,540.00	549,226.00	10,785,701.00
35.02.01	Venituri din amenzi si alte sanctiuni aplicate potrivit dispozitiilor de specialitate	4,360,000.00	2,250,000.00	12,335,895.00	11,129,066.00	1,206,829.00	1,990,631.00	528,215.00	9,817,049.00
35.02.01.02	Venituri din amenzi si alte sanctiuni aplicate de catre alte institutii de specialitate	4,360,000.00	2,250,000.00	12,335,895.00	11,129,066.00	1,206,829.00	1,990,631.00	528,215.00	9,817,049.00
35.02.50	Alte amenzi, penalitati si confiscari	625,000.00	360,000.00	1,367,572.00	849,991.00	517,581.00	377,909.00	21,011.00	968,652.00
36.02	Diverse venituri	1,025,000.00	490,000.00	544,504.00	41,017.00	503,487.00	506,017.00	0	38,487.00
36.02.50	Alte venituri	1,025,000.00	490,000.00	544,504.00	41,017.00	503,487.00	506,017.00	0	38,487.00
37.02	Transferuri voluntare, altele decat subventiile	2,330.00	2,330.00	2,330.00	0	2,330.00	2,330.00	0	0
37.02.01	Donatii si sponsorizari	2,330.00	2,330.00	2,330.00	0	2,330.00	2,330.00	0	0
37.02.03	Vasaminte din sectiunea de functionare pentru finantarea sectiunii de dezvoltare a bugetului local	-263,440.00	-263,440.00	0	0	0	0	0	0
37.02.04	Vasaminte din sectiunea de functionare	263,440.00	263,440.00	0	0	0	0	0	0
II	II. VENITURI DIN CAPITAL	0	0	518,907.00	495	518,412.00	513,221.00	0	5,686.00
39.02	Venituri din valorificarea unor bunuri	0	0	518,907.00	495	518,412.00	513,221.00	0	5,686.00
39.02.01	Venituri din valorificarea unor bunuri ale institutiilor publice	0	0	7,195.00	0	7,195.00	7,195.00	0	0
39.02.03	Venituri din vanzarea locuintelor construite din fondurile statului	0	0	106,008.00	0	106,008.00	106,008.00	0	0
39.02.07	Venituri din vanzarea unor bunuri aparținând domeniului privat	0	0	405,704.00	495	405,209.00	400,018.00	0	5,686.00
III	III. OPERATIUNI FINANCIARE	0	0	2,000,000.00	0	2,000,000.00	2,000,000.00	0	0

40.02	Incasari din rambursarea imprumuturilor acordate	0	0	2,000,000.00	0	2,000,000.00	2,000,000.00	0	0
40.02.14	Sume din excedentul bugetului local utilizate pentru finantarea cheltuiilor societii de dezvoltare	0	0	2,000,000.00	0	2,000,000.00	2,000,000.00	0	0
IV	SUBVENTII	15,902,000.00	4,443,000.00	2,229,670.00	0	2,229,670.00	2,229,670.00	0	0
00.18	SUBVENTII DE LA ALTE NIVELE ALE ADMINISTRATIEI PUBLICE	15,902,000.00	4,443,000.00	2,229,670.00	0	2,229,670.00	2,229,670.00	0	0
42.02	Subventii de la bugetul de stat	6,957,000.00	4,443,000.00	2,229,660.00	0	2,229,660.00	2,229,660.00	0	0
00.19	A. DE CAPITAL	1,001,000.00	0	0	0	0	0	0	0
42.02.20	Subventii de la bugetul de stat catre bugetele locale necesare subinstitutiilor derulării proiectelor, finanțate din fonduri externe	1,001,000.00	0	0	0	0	0	0	0
00.20	B. CURENTE	5,956,000.00	4,443,000.00	2,229,660.00	0	2,229,660.00	2,229,660.00	0	0
42.02.34	Subventii pentru acordarea ajutorului pentru incalzirea locuintei cu lemne, carbuni, combustibili	30,000.00	30,000.00	1,245.00	0	1,245.00	1,245.00	0	0
42.02.41	Subventii din bugetul de stat pentru finantarea sanatatii	5,926,000.00	4,413,000.00	2,228,415.00	0	2,228,415.00	2,228,415.00	0	0
43.02	Subventii de la alte administratii	0	0	10	0	10	10	0	0
43.02.34	Sume alocate din bugetul ANCPPI pt finantarea lucrarilor de inregistrare sistematica din cadrul Programului national de Sume primite de la UE in contul platilor efectuate	0	0	10	0	10	10	0	0
45.02	Fondul European de Dezvoltare Regionala	8,945,000.00	0	0	0	0	0	0	0
45.02.01	Sume primite in contul platilor efectuate in anul curent	8,945,000.00	0	0	0	0	0	0	0
45.02.01.01		8,945,000.00	0	0	0	0	0	0	0

PRIMAR,
Cristi Valentin Misaila




DIRECTOR EXECUTIV,
Carmen Grosu

Contul de executie al bugetului institutiilor publice la data de 30.06.2018
sursa de finantare : 02

Denumire	Codindicator	Credite de angajament	Credite bugetare initiale	Credite bugetare trimestriale	Angajamente bugetare	Angajamente legale	Plati efectuate	Angajamente legale de platit	Cheptuile efective
TOTAL CHELTUIELI	C	206,090,460	173,491,830	123,051,530	94,658,332	94,095,600	63,921,736	30,173,864	69,074,405
Partea I-a SERVICII PUBLICE GENERALE	50.02	23,148,770	23,197,990	18,041,790	11,056,400	10,873,262	9,601,280	1,271,982	9,864,733
Autoritati publice si actiuni externe	51.02	18,965,000	19,014,220	14,021,920	9,834,545	9,651,407	8,379,425	1,271,982	8,645,372
Autoritati executive si legislative	51.02.01	18,965,000	19,014,220	14,021,920	9,834,545	9,651,407	8,379,425	1,271,982	8,645,372
Autoritati executive	51.02.01.03	18,965,000	19,014,220	14,021,920	9,834,545	9,651,407	8,379,425	1,271,982	8,645,372
Alte servicii publice generale	54.02	2,683,770	2,683,770	2,519,870	893,000	893,000	893,000	0	893,000
Fond de rezerva bugetara la dispozitia autoritatilor locale	54.02.05	1,618,770	1,618,770	1,618,770	0	0	0	0	0
Servicii publice comunitare de evidenta a persoanelor	54.02.10	1,045,000	1,045,000	893,100	893,000	893,000	893,000	0	893,000
Alte servicii publice generale	54.02.50	20,000	20,000	8,000	0	0	0	0	8
Dobanzi	55.02	1,500,000	1,500,000	1,500,000	328,855	328,855	328,855	0	326,353
Partea a II-a APARARE, ORDINE PUBLICA SI SIGURANTA NATIONALA	59.02	6,048,000	6,098,000	4,279,000	3,725,210	3,723,730	3,693,472	30,258	3,854,989
Ordine publica	61.02	6,048,000	6,098,000	4,279,000	3,725,210	3,723,730	3,693,472	30,258	3,854,989
Ordine publica si siguranta nationala	61.02.03	5,875,000	5,875,000	4,101,000	3,751,018	3,751,018	3,751,018	0	3,716,039
Politie locala	61.02.03.04	5,875,000	5,875,000	4,101,000	3,751,018	3,751,018	3,751,018	0	3,716,039
Protectie civila si protectia contra incendiilor (protectie civila nonmilitara)	61.02.05	173,000	223,000	178,000	-25,808	-27,288	-57,546	30,258	138,950
Partea a III-a CHELTUIELI SOCIAL-CULTURALE	64.02	79,572,700	79,684,760	49,487,660	49,902,130	49,881,306	31,896,593	17,984,713	32,755,859
Invatamant	65.02	22,722,100	22,139,630	11,447,730	6,570,392	6,570,392	6,292,733	277,659	7,094,170
Invatamant prescolar si primar	65.02.03	9,731,870	9,149,400	4,786,700	2,715,200	2,715,200	2,547,625	167,575	2,766,298
Invatamant prescolar	65.02.03.01	2,595,400	2,595,400	1,873,300	860,325	860,325	806,632	53,693	902,575
Invatamant primar	65.02.03.02	7,136,470	6,554,000	2,865,400	1,854,875	1,854,875	1,740,993	113,882	1,863,723
Invatamant secundar	65.02.04	12,358,290	12,358,290	6,613,590	3,814,500	3,814,500	3,704,416	110,084	4,287,180
Invatamant secundar superior	65.02.04.02	12,358,290	12,358,290	6,613,590	3,814,500	3,814,500	3,704,416	110,084	4,287,180
Invatamant postliceal	65.02.05	83,000	83,000	45,800	23,742	23,742	23,742	0	23,742
Alte cheltuieli in domeniul invatamantului	65.02.50	548,940	548,940	49,640	16,950	16,950	16,950	0	16,950
Sanatate	66.02	6,841,810	6,411,000	4,883,000	5,930,444	5,930,444	2,263,114	3,667,330	2,410,037
Servicii de sanatate publica	66.02.08	6,811,810	6,381,000	4,868,000	5,900,444	5,900,444	2,251,577	3,648,867	2,398,500
Alte cheltuieli in domeniul sanatatii	66.02.50	30,000	30,000	15,000	30,000	30,000	11,537	18,463	11,537

Energie termica	81.02.06	16,416,470	11,962,680	8,009,280	5,882,978	5,856,493	3,982,300	1,874,193	6,945,519
Transporturi	84.02	48,937,810	20,576,520	19,388,520	10,682,614	10,622,143	2,529,589	8,092,554	2,634,715
Transport rubber	84.02.03	48,937,810	20,576,520	19,388,520	10,682,614	10,622,143	2,529,589	8,092,554	2,634,715
Transport in comun	84.02.03.02	539,000	539,000	539,000	105,791	105,791	0	105,791	0
Strazi	84.02.03.03	48,398,810	20,037,520	18,849,520	10,576,823	10,516,352	2,529,589	7,986,763	2,634,715

PRIMAR
Cristi Valentin Misaila



DIRECTOR EXECUTIV,
Carmen Grosu

Contul de executie al bugetului Institutului publice la data de 30.06.2018
sursa de finantare : 02

Capitol 51.02

Denumire	CodIndicator	Credite de angajament	Credite bugetare initiale	Credite bugetare trimestriale	Angajamente bugetare	Angajamente legale	Plati efectuate legale de platit	Cheltuieli efective
TOTAL CHELTUIELI	00	18,965,000	19,014,220	14,021,920	9,834,545	9,651,407	8,379,425	8,645,372
CHELTUIELI CURENTE	01	18,480,000	18,480,000	13,487,700	9,531,707	9,388,568	8,319,248	8,489,179
TITLUL I CHELTUIELI DE PERSONAL	10	15,730,000	15,730,000	12,078,700	7,148,175	7,148,175	7,148,175	7,341,581
Cheltuieli salariale in bani	10.01	14,921,900	14,921,900	11,360,600	6,619,378	6,619,378	6,619,378	6,972,086
Salarii de baza	10.01.01	12,926,900	12,926,900	9,742,000	5,790,106	5,790,106	5,790,106	6,101,896
Sporuri pentru conditii de munca	10.01.05	1,080,000	1,080,000	780,000	441,722	441,722	441,722	527,170
Alte sporuri	10.01.06	300,000	300,000	300,000	82,787	82,787	82,787	25,086
Indemnizatii plătite unor persoane din afara unitatii	10.01.12	300,000	300,000	240,000	200,319	200,319	200,319	207,670
Indemnizatii de delegare	10.01.13	15,000	15,000	8,600	4,480	4,480	4,480	4,180
Alte drepturi salariale in bani	10.01.30	300,000	300,000	290,000	99,964	99,964	99,964	105,784
Cheletuili salariale in natura	10.02	240,000	240,000	240,000	215,050	215,050	215,050	215,050
Tichete de vacanta	10.02.06	240,000	240,000	240,000	215,050	215,050	215,050	215,050
Contributii	10.03	568,100	568,100	478,100	313,747	313,747	313,747	154,445
Contributii de asigurari sociale de stat	10.03.01	130,000	130,000	130,000	129,846	129,846	129,846	182
Contributii de asigurari de soma)	10.03.02	4,100	4,100	4,100	4,077	4,077	4,077	6
Contributii de asigurari sociale de sanatate	10.03.03	43,600	43,600	43,600	42,656	42,656	42,656	59
Contributii de asigurari pentru accidente de munca si boli profesionale	10.03.04	1,300	1,300	1,300	1,234	1,234	1,234	1
Contributii pentru concedii si indemnizatii	10.03.06	29,100	29,100	29,100	7,565	7,565	7,565	10
Contributii la Fd. de garantare a creanțelor salariale	10.03.07	360,000	360,000	270,000	128,369	128,369	128,369	154,187
TITLUL II BUNURI SI SERVICII	20	2,550,000	2,550,000	1,259,000	2,249,966	2,106,827	1,037,507	1,050,274
Bunuri si servicii	20.01	2,109,000	2,109,000	1,079,000	1,912,877	1,820,510	898,654	921,856
Furnituri de birou	20.01.01	42,000	42,000	42,000	29,778	23,542	23,542	39,283
Materialie pentru curatenie	20.01.02	7,000	7,000	7,000	91	91	91	331
Incalzit, Iluminat si forta motrica	20.01.03	102,000	102,000	100,000	96,983	96,983	96,983	87,160
-incalzire-sistem centralizat (ENET)	20.01.03.01	87,300	87,300	85,300	83,921	83,921	83,921	74,098
- energie electrica (ELECTRICA)	20.01.03.04	14,700	14,700	14,700	13,062	13,062	13,062	13,062
Apa, canal si salubritate	20.01.04	16,000	16,000	8,000	8,807	8,807	7,878	8,807
Carburanti si lubrifianti	20.01.05	70,000	70,000	40,000	0	0	0	23,900
Piese de schimb	20.01.06	17,000	17,000	17,000	5,799	5,749	5,749	2,872

Posta, telecomunicatii, radio, tv, internet	20.01.08	280,000	280,000	180,000	274,189	274,189	107,969	166,220	119,373
Materiale si prestari de servicii cu caracter functional	20.01.09	61,000	61,000	61,000	60,875	60,875	60,875	0	42,276
Alte bunuri si servicii pentru intretinere si functionare	20.01.30	1,514,000	1,514,000	624,000	1,436,355	1,350,274	595,567	754,707	628,836
Reparatii curente	20.02	20,000	20,000	10,000	5,505	5,505	5,505	0	5,511
Bunuri de natura obiectelor de inventar	20.05	93,000	93,000	88,000	86,246	84,818	80,359	4,459	35,206
Alte obiecte de inventar	20.05.30	93,000	93,000	88,000	86,246	84,818	80,359	4,459	35,206
Deplasari, detasari, transferari	20.06	53,000	53,000	32,000	30,031	28,287	28,082	205	27,502
Deplasari interne, detasari, transferari	20.06.01	26,000	26,000	13,000	13,976	12,232	12,027	205	11,447
Deplasari in strainatate	20.06.02	27,000	27,000	19,000	16,055	16,055	16,055	0	16,055
Carti, publicatii si materiale documentare	20.11	5,000	5,000	5,000	4,748	4,748	4,748	0	3,600
Consultanta si experienta	20.12	191,000	191,000	1,000	190,845	143,245	445	142800	0
Pregatire profesionala	20.13	24,000	24,000	14,000	13,256	13,256	13,256	0	13,256
Protectia muncii	20.14	4,000	4,000	5,000	810	810	810	0	2,855
Alte cheltuieli	20.30	51,000	51,000	25,000	5,648	5,648	5,648	0	9,506
Protocol si reprezentare	20.30.02	36,000	36,000	15,000	2,135	2,135	2,135	0	2,282
Prime de asigurare non-viata	20.30.03	15,000	15,000	10,000	3,513	3,513	3,513	0	7,224
TITLUL VII ALTE TRANSFERURI	55	100,000	100,000	100,000	96,613	96,613	96,613	0	60,371
A. Transferuri interne.	55.01	100,000	100,000	100,000	96,613	96,613	96,613	0	60,371
Alte transferuri curente interne	55.01.18	100,000	100,000	100,000	96,613	96,613	96,613	0	60,371
TITLUL XI ALTE CHELTUIELI	59	100,000	100,000	50,000	36,953	36,953	36,953	0	36,953
Sume persoane cu handicap nelicadrate	59.40	100,000	100,000	50,000	36,953	36,953	36,953	0	36,953
70. CHELTUIELI DE CAPITAL (70=71+72)	70	485,000	534,220	534,220	303,380	263,381	60,719	202,662	156,193
TITLUL XIII ACTIVE NEFINANCIARE	71	485,000	534,220	534,220	303,380	263,381	60,719	202,662	156,193
Active fixe (inclusiv reparatii capitale)	71.01	485,000	534,220	534,220	303,380	263,381	60,719	202,662	156,193
Masini, echipamente si mijloace de transport	71.01.02	255,000	255,000	255,000	139,837	109,837	60,619	49,218	285
Alte active fixe (inclusiv reparatii capitale)	71.01.30	230,000	279,220	279,220	163,543	153,544	100	153,444	155,908
TITLUL XIX PLATI EFECTUATE IN ANII PRECEDENTI SI RECUPERATE IN ANUL CURENT	85	0	0	0	-542	-542	-542	0	0
PLATI EFECTUATE IN ANII PRECEDENTI SI RECUPERATE IN ANUL CURENT	85.01	0	0	0	-542	-542	-542	0	0
Plati efectuate in anii precedenti si recuperate in anul curent in sectiunea de functionare a bugetului local	85.01.01	0	0	0	-542	-542	-542	0	0

PRIMAR,
Cristi Valentin Misalia

DIRECTOR EXECUTIV,
Carmen Grosu




[Handwritten signature]

Contul de executie al bugetului institutiilor publice la data de 30.06.2018
sursa de finantare : 02

Denumire	Codindicator	Credite de angajament	Credite bugetare initiale	Credite bugetare trimestriale	Angajamente bugetare	Angajamente legale	Plati efectuate	Angajamente legale de platit	Cheltuieli efective
TOTAL CHELTUIELI	00	2,683,770	2,683,770	2,519,870	893,000	893,000	893,000	0	893,008
CHELTUIELI CURENTE	01	2,683,770	2,683,770	2,519,870	893,000	893,000	893,000	0	893,008
TITLUL II BUNURI SI SERVICII	20	20,000	20,000	8,000	0	0	0	0	8
Bunuri si servicii	20.01	20,000	20,000	8,000	0	0	0	0	0
Alte bunuri si servicii pentru intretinere si functionare	20.01.30	20,000	20,000	8,000	0	0	0	0	0
Alte cheltuieli	20.30	0	0	0	0	0	0	0	8
Alte cheltuieli cu bunuri si servicii	20.30.30	0	0	0	0	0	0	0	8
TITLUL V FONDURI DE REZERVA	50	1,618,770	1,618,770	1,618,770	0	0	0	0	0
Fond de rezerva bugetara la dispozitia autoritatilor locale	50.04	1,618,770	1,618,770	1,618,770	0	0	0	0	0
TITLUL VI TRANSFERURI INTRE UNITATI ALE ADMINISTRATIEI PUBLICE	51	1,045,000	1,045,000	893,100	893,000	893,000	893,000	0	893,000
Transferuri curente	51.01	1,045,000	1,045,000	893,100	893,000	893,000	893,000	0	893,000
Transferuri catre institutii publice	51.01.01	1,045,000	1,045,000	893,100	893,000	893,000	893,000	0	893,000

PRIMAR,
Cristi Valentin Misaila

DIRECTOR EXECUTIV,
Carmen Grosu




Contul de executie al bugetului institutiilor publice la data de 30.06.2018
sursa de finantare : 02

Capitol 55.02

Denumire	Cod/indicat or	Credite de angajament	Credite bugetare initiale	Credite bugetare trimestriale	Angajamente bugetare	Angajamente legale	Plati efectuate	Angajamente legale de platit	Cheltuieli efective
TOTAL CHELTUIELI	00	1,500,000	1,500,000	1,500,000	328,855	328,855	328,855	0	326,353
CHELTUIELI CURENTE	01	1,500,000	1,500,000	1,500,000	328,855	328,855	328,855	0	326,353
TITLUL III DOBANZI	30	1,500,000	1,500,000	1,500,000	328,855	328,855	328,855	0	326,353
Dobanzi aferente datoriei publice interne	30.01	1,500,000	1,500,000	1,500,000	328,855	328,855	328,855	0	326,353
Dobanzi aferente datoriei publice interne directe	30.01.01	1,200,000	1,200,000	1,200,000	328,855	328,855	328,855	0	326,353
Dobanzi aferente creditelor interne garantate	30.01.02	300,000	300,000	300,000	0	0	0	0	0

PRIMAR
Cristi Valentin Misaila



DIRECTOR EXECUTIV,

Carmen Grosu

**Contul de executie al bugetului institutiilor publice la data de 30.06.2018
sursa de finantare : 02**

Capitol 61.02


Denumire	CodIndicator	Credite de angajament	Credite bugetare initiale	Credite bugetare trimestriale	Angajamente bugetare	Angajamente legale	Plati efectuate	Angajamente legale de platit	Cheltuieli efective
TOTAL CHELTUIELI	00	6,048,000	6,098,000	4,279,000	3,725,210	3,723,730	3,693,472	30,258	3,854,989
CHELTUIELI CURENTE	01	5,723,000	5,773,000	3,954,000	3,804,765	3,803,285	3,773,027	30,258	3,821,125
TITLUL I CHELTUIELI DE PERSONAL	10	5,192,000	5,192,000	3,559,000	3,460,627	3,460,627	3,460,627	0	3,518,729
Cheltuieli salariale in bani	10.01	3,735,800	3,735,800	2,723,500	2,693,020	2,693,020	2,693,020	0	2,815,066
Salarii de baza	10.01.01	3,570,800	3,570,800	2,612,500	2,602,517	2,602,517	2,602,517	0	2,720,213
Sporuri pentru conditii de munca	10.01.05	153,000	153,000	103,000	85,356	85,356	85,356	0	90,015
Alte sporuri	10.01.06	12,000	12,000	8,000	5,147	5,147	5,147	0	4,836
Cheltuieli salariale in natura	10.02	1,312,500	1,312,500	692,500	639,071	639,071	639,071	0	640,772
Norme de hrana	10.02.02	1,170,000	1,170,000	550,000	512,021	512,021	512,021	0	513,722
Tichete de vacanta	10.02.06	142,500	142,500	142,500	127,050	127,050	127,050	0	127,050
Contributii	10.03	143,700	143,700	143,000	128,536	128,536	128,536	0	62,891
Contributii de asigurari sociale de stat	10.03.01	55,300	55,300	55,300	55,225	55,225	55,225	0	0
Contributii de asigurari de somaj	10.03.02	1,760	1,760	1,760	1,702	1,702	1,702	0	0
Contributii de asigurari sociale de sanatate	10.03.03	18,250	18,250	18,250	18,119	18,119	18,119	0	0
Contributii de asigurari pentru accidente de munca si boli profesionale	10.03.04	1,020	1,020	1,020	903	903	903	0	0
Contributii pentru concedii si indemnizatii	10.03.06	370	370	370	322	322	322	0	0
Contributii la Fd. de garantare a creantelor salariale	10.03.07	67,000	67,000	66,300	52,265	52,265	52,265	0	62,891
TITLUL II BUNURI SI SERVICII	20	531,000	581,000	395,000	344,138	342,658	312,400	30,258	302,396
Bunuri si servicii	20.01	320,100	370,100	238,900	222,340	221,340	196,242	25,098	222,443
Furnituri de birou	20.01.01	6,000	6,000	4,000	3,410	3,410	3,410	0	4,117
Materiale pentru curatenie	20.01.02	1,000	1,000	1,000	85	85	85	0	85
Incalzit, Iluminat si forta motrica	20.01.03	60,000	60,000	44,500	41,218	41,218	41,218	0	41,218
-incalzire-sistem centralizat (ENET)	20.01.03.01	39,000	39,000	29,000	26,710	26,710	26,710	0	26,710
- energie electrica (ELECTRICA)	20.01.03.04	21,000	21,000	15,500	14,508	14,508	14,508	0	14,508
Apă, canal si salubritate	20.01.04	6,500	6,500	4,400	3,113	3,113	3,113	0	3,113
Carburanti si lubrifianti	20.01.05	70,000	70,000	25,400	25,000	25,000	25,000	0	48,296

Piese de schimb	20.01.06	10,000	10,000	6,000	1,477	1,477	1,477	0	1,477
Posta, telecomunicatii, radio, tv, internet	20.01.08	28,000	28,000	16,000	14,835	14,835	14,835	0	15,801
Materiale si prestari de serviciu cu caracter functional	20.01.09	68,600	118,600	99,600	95,886	94,886	69,788	25,098	69,912
Alte bunuri si servicii pentru intretinere si functionare	20.01.30	70,000	70,000	38,000	37,316	37,316	37,316	0	38,424
Reparatii curente	20.02	5,000	5,000	5,000	0	0	0	0	0
Bunuri de natura obiectelor de inventar	20.05	65,500	65,500	55,500	40,182	39,702	39,702	0	5,995
Uniforme si echipament	20.05.01	50,000	50,000	40,000	27,156	27,156	27,156	0	844
Alte obiecte de inventar	20.05.30	15,500	15,500	15,500	13,026	12,546	12,546	0	5,151
Deplasari, detasari, transferari	20.06	28,000	28,000	13,000	9,347	9,347	9,347	0	9,347
Deplasari interne, detasari, transferari	20.06.01	28,000	28,000	13,000	9,347	9,347	9,347	0	9,347
Carti, publicatii si materiale documentare	20.11	8,000	8,000	6,000	4,119	4,119	4,119	0	5,382
Pregatire profesionala	20.13	16,000	16,000	8,000	8,000	8,000	8,000	0	8,000
Protectia muncii	20.14	20,000	20,000	10,000	5,054	5,054	5,054	0	5,054
Munitii, furnituri si amenajari de natura activelor	20.15	0	0	0	0	0	0	0	965
Alte cheltuieli	20.30	68,400	68,400	58,600	55,096	55,096	49,936	5,160	45,210
Prime de asigurare non-viata	20.30.03	26,000	26,000	21,000	18,040	18,040	18,040	0	12,082
Chirii	20.30.04	10,400	10,400	5,600	10,320	10,320	5,160	5,160	5,160
Alte cheltuieli cu bunuri si servicii	20.30.30	32,000	32,000	32,000	26,736	26,736	26,736	0	27,968
70. CHELTUIELI DE CAPITAL (70=71+72)	70	325,000	325,000	325,000	114,808	114,808	114,808	0	33,864
TITLUL XIII ACTIVE NEFINANCIARE	71	325,000	325,000	325,000	114,808	114,808	114,808	0	33,864
Active fixe (inclusiv reparatii capitale)	71.01	325,000	325,000	325,000	114,808	114,808	114,808	0	33,864
Masini, echipamente si mijloace de transport	71.01.02	310,000	310,000	310,000	99,987	99,987	99,987	0	24,429
Mobilier, aparatura birou si alte active corporale	71.01.03	15,000	15,000	15,000	14,821	14,821	14,821	0	4,367
Alte active fixe (inclusiv reparatii capitale)	71.01.30	0	0	0	0	0	0	0	5,068
TITLUL XIX PLATI EFECTUATE IN ANII PRECEDENTI SI RECUPERATE IN ANUL CURENT	85	0	0	0	-194,363	-194,363	-194,363	0	0
Plati efectuate in anii precedenti si recuperate in anul curent	85.01	0	0	0	-194,363	-194,363	-194,363	0	0
Plati efectuate in anii precedenti si recuperate in anul curent in sectiunea de functionare a bugetului local	85.01.01	0	0	0	-194,363	-194,363	-194,363	0	0

DIRECTOR EXECUTIV,

Carmen Grosu

PRIMAR,
Cristi Valentin Misajia



Contul de executie al bugetului institutiilor publice la data de 30.06.2018
sursa de finantare : 02

Capitol 65.02

Denumire	CodIndicator	Credite de angajament	Credite bugetare initiale	Credite trimestriale	Angajamente bugetare	Angajamente legale	Plati efectuate	Angajamente legale de platit	Cheltuieli efective
TOTAL CHELTUIELI	00	22,722,100	22,139,630	11,447,730	6,570,392	6,570,392	6,292,733	277,659	7,094,170
CHELTUIELI CURENTE	01	19,252,120	19,252,120	8,560,220	6,383,373	6,383,372	6,317,891	65,481	6,559,898
TITLUL I CHELTUIELI DE PERSONAL	10	40,500	40,500	40,500	0	0	0	0	0
Cheltuieli salariale in bani	10.01	40,500	40,500	40,500	0	0	0	0	0
Salarii de baza	10.01.01	0	0	0	0	0	0	0	0
Alte sporuri	10.01.06	0	0	0	0	0	0	0	0
Fond pentru posturi ocupate prin cumul	10.01.10	0	0	0	0	0	0	0	0
Fond aferent platii cu ora	10.01.11	0	0	0	0	0	0	0	0
Alte drepturi salariale in bani	10.01.30	40,500	40,500	40,500	0	0	0	0	0
Contributii	10.03	0	0	0	0	0	0	0	0
Contributii de asigurari sociale de stat	10.03.01	0	0	0	0	0	0	0	0
Contributii de asigurari de somaj	10.03.02	0	0	0	0	0	0	0	0
Contributii de asigurari sociale de sanatate	10.03.03	0	0	0	0	0	0	0	0
Contributii de asigurari pentru accidente de munca si boli profesionale	10.03.04	0	0	0	0	0	0	0	0
Contributii pentru concedii si indemnizatii	10.03.06	0	0	0	0	0	0	0	0
TITLUL II BUNURI SI SERVICII	20	10,363,820	10,363,820	6,816,120	5,084,213	5,084,212	5,026,958	57,254	5,267,566
Bunuri si servicii	20.01	7,992,930	7,992,930	5,665,730	4,524,500	4,524,499	4,474,449	50,050	4,588,775
Furnituri de birou	20.01.01	90,000	90,000	54,700	30,463	30,463	29,418	1,045	38,392
Materiale pentru curatenie	20.01.02	190,200	190,200	100,000	67,865	67,865	62,839	5,026	97,010
Incaltzit, iluminat si forta motrica	20.01.03	5,393,700	5,393,700	4,141,900	3,317,791	3,317,791	3,314,182	3,609	3,325,511
-incalzire-sistem centralizat (ENET)	20.01.03.01	4,391,800	4,391,800	3,384,950	2,674,318	2,674,318	2,673,987	331	2,667,292
-incalzire cu gaze (Distrigaz)	20.01.03.02	386,500	386,500	325,600	281,397	281,397	281,397	0	279,426
-incalzire cu combustibil solid	20.01.03.03	6,000	6,000	0	0	0	0	0	3,960
- energie electrica (ELECTRICA)	20.01.03.04	609,400	609,400	431,350	362,076	362,076	358,798	3,278	374,833
Apa, canal si salubritate	20.01.04	909,900	909,900	533,570	480,821	480,821	466,344	14,477	485,806
Carburanti si lubrifianti	20.01.05	58,400	58,400	35,700	33,487	33,487	26,295	7,192	51,562
Piese de schimb	20.01.06	23,000	23,000	15,000	4,462	4,462	4,462	0	4,462
Transport	20.01.07	180,600	180,600	113,600	67,863	67,863	62,863	0	62,515


Posta, telecomunicatii, radio, tv, internet	20.01.08	152,300	152,300	95,550	75,971	75,612	359	75,186
Materiale si prestari de servicii cu caracter functional	20.01.09	382,100	382,100	225,200	161,823	161,673	150	164,601
Alte bunuri si servicii pentru intretinere si functionare	20.01.30	612,730	612,730	350,310	288,953	270,761	18,192	283,730
Reparatii curente	20.02	687,000	687,000	415,600	169,500	164,120	5,380	170,390
Medicamente si materiale sanitare	20.04	73,700	73,700	38,000	10,789	10,030	759	18,879
Medicamente	20.04.01	5,000	5,000	2,500	1,999	1,999	0	1,999
Materiale sanitare	20.04.02	4,000	4,000	2,000	0	0	0	0
Reactivi	20.04.03	1,000	1,000	500	0	0	0	0
Dezinfectanti	20.04.04	63,700	63,700	33,000	8,790	8,031	759	16,880
Bunuri de natura obiectelor de inventar	20.05	211,600	211,600	131,100	36,413	35,981	432	144,225
Uniforme si echipament	20.05.01	3,300	3,300	2,600	1,010	1,010	0	655
Lenjerie si accesorii de pat	20.05.03	26,000	26,000	15,000	0	0	0	0
Alte obiecte de inventar	20.05.30	182,300	182,300	113,500	35,403	34,971	432	143,570
Deplasari, detasari, transferari	20.06	19,600	19,600	12,500	2,845	2,845	0	2,845
Deplasari interne, detasari, transferari	20.06.01	19,600	19,600	12,500	2,845	2,845	0	2,845
Materiale de laborator	20.09	15,500	15,500	9,600	528	528	0	528
Carti, publicatii si materiale documentare	20.11	44,000	44,000	21,600	2,398	2,398	0	1,712
Pregatire profesionala	20.13	40,800	40,800	29,700	9,653	9,653	0	9,653
Protectia muncii	20.14	51,000	51,000	28,400	3,203	3,203	0	3,391
Alte cheltuieli	20.30	1,227,690	1,227,690	463,890	324,384	323,751	633	327,168
Prime de asigurare non-viata	20.30.03	10,000	10,000	4,000	1,482	1,482	0	1,482
Chirii	20.30.04	202,000	202,000	103,000	90,536	90,536	0	90,536
Alte cheltuieli cu bunuri si servicii	20.30.30	1,015,690	1,015,690	356,890	232,366	231,733	633	235,150
TITLUL VII ALTE TRANSFERURI	55	219,000	219,000	110,000	0	0	0	0
A. Transferuri interne.	55.01	219,000	219,000	110,000	0	0	0	0
Finantarea invatamantului particular sau confesional acreditat	55.01.63	219,000	219,000	110,000	0	0	0	0
TITLUL IX ASISTENTA SOCIALA	57	1,249,500	1,249,500	704,100	651,957	647,341	4,616	645,129
Ajutoare sociale	57.02	1,249,500	1,249,500	704,100	651,957	647,341	4,616	645,129
Ajutoare sociale in numerar	57.02.01	1,061,000	1,061,000	576,800	565,055	560,719	4,336	558,257
Ajutoare sociale in natura	57.02.02	148,500	148,500	103,300	69,952	69,672	280	69,922
Tichete de cresa si tichete sociale pentru gradinita	57.02.03	40,000	40,000	24,000	16,950	16,950	0	16,950
TITLUL X - Proiecte cu finantare din fonduri externe nerambursabile af.cadru fin. 2014-2020	58	6,200,000	6,200,000	124,000	0	0	0	0
Programe din Fondul European de Dezvoltare Regionala (FEDR)	58.01	6,200,000	6,200,000	124,000	0	0	0	0
Finantarea nationala	58.01.01	930,000	930,000	124,000	0	0	0	0
Finantarea externa nerambursabila	58.01.02	5,270,000	5,270,000	0	0	0	0	0
TITLUL XI ALTE CHELTUIELI	59	1,179,300	1,179,300	765,500	647,203	643,592	3,611	647,203
Burse	59.01	960,000	960,000	546,200	433,057	429,446	3,611	433,057

Sume aferente persoanelor cu harnă neincadrate	59.40	219,300	219,300	214,146	214,146	0	214,146
70. CHELTUIELI DE CAPITAL (70=71+72)	70	3,469,980	2,887,510	279,327	279,328	212,178	534,272
TITLUL XIII ACTIVE NEFINANCIARE	71	3,469,980	2,887,510	279,327	279,328	212,178	534,272
Active fixe (inclusiv reparatii capitale)	71.01	3,469,980	2,887,510	279,327	279,328	212,178	534,272
Constructii	71.01.01	2,068,980	1,486,510	108,476	108,476	94,605	108,809
Masini, echipamente si mijloace de transport	71.01.02	169,000	169,000	19,000	19,000	1	155,579
Mobilier, aparatura birou si alte active corporale	71.01.03	0	0	0	0	0	240,094
Alte active fixe (inclusiv reparatii capitale)	71.01.30	1,232,000	1,232,000	151,851	151,851	117,572	29,790
Plati din anii precedenti recuperate in anul curent	84	0	0	-92,308	-92,308	0	0
TITLUL XIX PLATI EFECTUATE IN ANII PRECEDENTI SI RECUPERATE IN ANUL CURENT	85	0	0	-92,308	-92,308	0	0
Plati efectuate in anii precedenti si recuperate in anul curent	85.01	0	0	-92,308	-92,308	0	0
Plati efectuate in anii precedenti si recuperate in anul curent in vederea de functionare a bugetului local	85.01.01	0	0	-76,971	-76,971	0	0
Plati efectuate in anii precedenti si recuperate in anul curent in vederea de dezvoltare a bugetului local	85.01.02	0	0	-15,337	-15,337	0	0

PRIMAR,
Cristi Valentin Misaila

DIRECTOR EXECUTIV,

Carmen Grosu



Carmen Grosu


Contul de executie al bugetului institutiilor publice la data de 30.06.2018
sursa de finantare : 02

Capitol 66.02

Denumire	Cod/Indicator	Credite de angajament	Credite bugetare initiale	Credite bugetare trimestriale	Angajamente bugetare	Angajamente legale	Plati efectuate	Angajamente legale de platit	Cheptuilei efective
TOTAL CHELTUIELI	00	6,841,810	6,411,000	4,883,000	5,930,444	5,930,444	2,263,114	3,667,330	2,410,037
CHELTUIELI CURENTE	01	5,956,000	5,956,000	4,428,000	5,885,939	5,885,939	2,263,114	3,622,825	2,403,907
TITLUL I CHELTUIELI DE PERSONAL	10	5,810,000	5,810,000	4,348,000	5,807,911	5,807,911	2,205,942	3,601,969	2,344,777
Cheptuilei salariale in bani	10.01	5,531,600	5,531,600	4,069,600	5,531,000	5,531,000	2,020,024	3,510,976	2,201,581
Salarii de baza	10.01.01	5,206,000	5,206,000	3,874,400	5,206,000	5,206,000	1,923,862	3,282,138	2,132,632
Alte sporuri	10.01.06	325,600	325,600	195,200	325,000	325,000	96,162	228,838	68,949
Cheptuilei salariale in natura	10.02	95,000	95,000	95,000	94,000	94,000	94,000	0	94,000
Tichete de vacanta	10.02.06	95,000	95,000	95,000	94,000	94,000	94,000	0	94,000
Contributii	10.03	183,400	183,400	183,400	182,911	182,911	91,918	90,993	49,196
Contributii de asigurari sociale de stat	10.03.01	36,500	36,500	36,500	36,425	36,425	36,425	0	0
Contributii de asigurari de somaj	10.03.02	1,300	1,300	1,300	1,154	1,154	1,154	0	0
Contributii de asigurari sociale de sanatate	10.03.03	12,100	12,100	12,100	12,003	12,003	12,003	0	0
Contributii de asigurari pentru accidente de munca si boli profesionale	10.03.04	500	500	500	367	367	367	0	0
Transferiri privind contributiile de sanatate pentru persoane beneficiare de ajutor social	10.03.06	2,000	2,000	2,000	1,962	1,962	1,962	0	0
Contributii fond de garantare	10.03.07	131,000	131,000	131,000	131,000	131,000	40,007	90,993	49,196
TITLUL II BUNURI SI SERVICII	20	116,000	116,000	65,000	48,028	48,028	45,636	2,392	47,593
Bunuri si servicii	20.01	34,500	34,500	23,500	23,213	23,213	21,313	1,900	23,213
Furnituri de birou	20.01.01	3,000	3,000	1,000	355	355	355	0	355
Material pentru curatenie	20.01.02	2,500	2,500	500	249	249	249	0	249
Alte bunuri si servicii pentru intretinere si functionare	20.01.30	29,000	29,000	22,000	22,609	22,609	20,709	1,900	22,609
Medicamente si materiale sanitare	20.04	52,000	52,000	30,000	23,981	23,981	23,489	492	23,980
Medicamente	20.04.01	15,000	15,000	5,000	5,289	5,289	4,797	492	5,288
Materiale sanitare	20.04.02	33,500	33,500	23,500	18,292	18,292	18,292	0	18,292
Dezinfectanti	20.04.04	3,500	3,500	1,500	400	400	400	0	400
Bunuri de natura obiectelor de inventar	20.05	19,500	19,500	6,500	434	434	434	0	0
Alte obiecte de inventar	20.05.30	19,500	19,500	6,500	434	434	434	0	0
Pregatire profesionala	20.13	10,000	10,000	5,000	400	400	400	0	400
TITLUL IX ASISTENTA SOCIALA	57	30,000	30,000	15,000	30,000	30,000	11,536	18,464	11,537

Ajutoare sociale	57.02	30,000	30,000	15,000	30,000	30,000	11,536	18,464	11,537
Ajutoare sociale in natura	57.02.02	30,000	30,000	15,000	30,000	30,000	11,536	18,464	11,537
70. CHELTUIELI DE CAPITAL (70=71+72)	70	885,810	455,000	455,000	44,505	44,505	0	44,505	6,130
TITLUL XIII ACTIVE NEFINANCIARE	71	885,810	455,000	455,000	44,505	44,505	0	44,505	6,130
Active fixe (Inclusiv reparatii capitale)	71.01	885,810	455,000	455,000	44,505	44,505	0	44,505	6,130
Masini, echipamente si mijloace de transport	71.01.02	0	0	0	0	0	0	0	6,130
Constructii	71.01.01	780,810	350,000	350,000	44,505	44,505	0	44,505	0
Alte active fixe (inclusiv reparatii capitale)	71.01.30	105,000	105,000	105,000	0	0	0	0	0

PRIMAR,
Cristi Valentin Misaia



DIRECTOR EXECUTIV,

Carmen Grosu

**Contul de executie al bugetului institutiilor publice la data de 30.06.2018
sursa de finantare : 02**


Capitol 67.02

Denumire	Codindicator	Credite de angajament	Credite bugetare initiale	Credite bugetare trimestriale	Angajamente bugetare	Angajamente legale	Plati efectuate	Angajamente legale de plati	Cheltuieli efective
TOTAL CHELTUIELI	00	23,036,100	24,161,440	18,257,240	13,005,072	12,984,248	10,038,824	2,945,424	9,644,500
CHELTUIELI CURENTE	01	17,035,000	17,035,000	11,130,800	11,011,856	11,001,674	9,619,705	1,381,969	9,593,648
TITLUL I CHELTUIELI DE PERSONAL	10	2,520,000	2,520,000	1,691,500	1,648,611	1,648,611	1,648,611	0	1,556,350
Cheltuieli salariale in bani	10.01	2,279,500	2,279,500	1,474,000	1,457,031	1,457,031	1,457,031	0	1,513,931
Salarii de baza	10.01.01	2,264,500	2,264,500	1,462,000	1,447,661	1,447,661	1,447,661	0	1,504,886
Alte sporuri	10.01.06	15,000	15,000	12,000	9,370	9,370	9,370	0	9,045
Cheltuieli salariale in natura	10.02	142,000	142,000	142,000	118,500	118,500	118,500	0	0
Tichete de vacanta	10.02.06	142,000	142,000	142,000	118,500	118,500	118,500	0	0
Contributii	10.03	98,500	98,500	75,500	73,080	73,080	73,080	0	42,419
Contributii de asigurari sociale de stat	10.03.01	30,000	30,000	30,000	29,793	29,793	29,793	0	0
Contributii de asigurari de somaj	10.03.02	1,000	1,000	1,000	942	942	942	0	0
Contributii de asigurari sociale de sanatate	10.03.03	10,500	10,500	10,500	10,471	10,471	10,471	0	0
Contributii de asigurari pentru accidente de munca si boli profesionale	10.03.04	500	500	500	440	440	440	0	0
Contributii pentru concedii si indemnizatii	10.03.06	3,500	3,500	3,500	3,407	3,407	3,407	0	0
Contributii la Fd. de garantare a creantelor salariale	10.03.07	53,000	53,000	30,000	28,027	28,027	28,027	0	42,419
TITLUL II BUNURI SI SERVICII	20	3,580,000	3,580,000	2,014,300	2,922,608	2,915,226	1,533,257	1,381,969	1,564,655
Bunuri si servicii	20.01	806,900	806,900	460,700	302,203	302,203	277,965	24,238	324,295
Furnituri de birou	20.01.01	1,000	1,000	700	316	316	316	0	221
Materialie pentru curatenie	20.01.02	3,000	3,000	2,000	1,262	1,262	860	402	1,178
Incalzit, iluminat si forta motrica	20.01.03	48,000	48,000	38,000	36,799	36,799	35,394	1,405	32,483
- energie electrica (ELECTRICA)	20.01.03.04	48,000	48,000	38,000	36,799	36,799	35,394	1,405	32,483
Apa, canal si salubritate	20.01.04	250,000	250,000	124,000	111,335	111,335	111,335	0	111,335
Carburanti si lubrifianti	20.01.05	27,000	27,000	12,294	13,294	13,294	10,779	2,515	13,497

Piese de schimb	20.01.06	15,000	4,000	2,384	2,384	0	2,347
Materiale si prestari de servicii cu caracter functional	20.01.09	395,000	245,000	120,375	100,552	19,823	147,633
Alte bunuri si servicii pentru intretinere si functionare	20.01.30	67,900	35,000	16,438	16,345	93	15,601
Reparatii curente	20.02	43,000	33,000	0	0	0	0
Bunuri de natura obiectelor de inventar	20.05	60,000	33,500	10,334	10,334	0	2,611
Uniforme si echipament	20.05.01	50,000	25,000	2,072	2,072	0	0
Alte obiecte de inventar	20.05.30	10,000	8,500	8,262	8,262	0	2,611
Deplasari, detasari, transferari	20.06	2,000	1,000	0	0	0	0
Deplasari interne, detasari, transferari	20.06.01	2,000	1,000	0	0	0	0
Pregatire profesionala	20.13	2,000	1,000	0	0	0	0
Protectia muncii	20.14	4,000	3,000	2,090	2,090	0	2,090
Contributul ate administratiei publice locale la realizarea unor lucrari si servicii de interes public local, in baza unor conventii sau contracte de asociere	20.19	2,200,000	1,200,000	2,199,939	1,006,410	1,193,529	1,006,411
Alte cheltuieli	20.30	462,100	282,100	408,042	236,458	164,202	229,248
Alte cheltuieli cu bunuri si servicii	20.30.30	462,100	282,100	408,042	236,458	164,202	229,248
TITLUL VI TRANSFERURI INTRE UNITATI ALE ADMINISTRATIEI PUBLICE	51	10,890,000	10,890,000	6,418,000	6,418,000	0	6,418,000
Transferuri curente	51.01	10,764,000	7,265,000	6,335,000	6,335,000	0	6,335,000
Transferuri catre institutii publice	51.01.01	10,764,000	7,265,000	6,335,000	6,335,000	0	6,335,000
Transferuri de capital	51.02	126,000	126,000	83,000	83,000	0	83,000
Alte transferuri de capital catre institutii publice	51.02.29	126,000	126,000	83,000	83,000	0	83,000
TITLUL VIII PROIECTE CU FINANTARE DIN FONDURI EXTERNE NERAMBURSABILE(FEN)	56	0	0	0	0	0	34,561
POSTADERARE	56.01	0	0	0	0	0	34,561
Programa din Fondul European de Dezvoltare Regionala (FEDR)	56.01.01	0	0	0	0	0	3,328
Finantare nationala	56.01.02	0	0	0	0	0	31,233
Finantare de la Uniunea Europeana	59	45,000	45,000	22,637	19,837	0	20,082
Programa pentru tineret	59.08	20,000	12,000	6,659	3,859	0	941
Sume af pers hand neincadrate	59.40	25,000	22,000	15,978	15,978	0	19,141
70. CHELTUIELI DE CAPITAL (70=71+72)	70	6,001,100	7,126,440	2,007,866	433,769	1,563,455	50,852
TITLUL XIII ACTIVE NEFINANCIARE	71	6,001,100	7,126,440	2,007,866	433,769	1,563,455	50,852
Active fixe (inclusiv reparatii capitale)	71.01	6,001,100	7,126,440	2,007,866	433,769	1,563,455	50,852
Construcții	71.01.01	4,978,180	6,093,280	1,589,374	15,277	1,563,455	14,647
Masini, echipamente si mijloace de transport	71.01.02	500,500	500,500	359,261	359,261	0	28,678
Mobilier, aparatura biroul si alte active corporale	71.01.03	0	0	0	0	0	2,083
Alte active fixe (fundusiv reparatii capitale)	71.01.30	522,420	532,660	59,231	59,231	0	5,444
TITLUL XIX PLATI EFECTUATE IN ANII PRECEDENTI SI RECUPERATE IN ANUL CURENT	85	0	0	-14,650	-14,650	0	0

Plati efectuate in anii precedenti si recuperate in anul curent	85.01	0	0	0	0	-14,650	-14,650	0	0
Plati efectuate in anii precedenti si recuperate in anul curent in sectiunea de functionare a bugetului local	85.01.01	0	0	0	0	-912	-912	0	0
Plati efectuate in anii precedenti si recuperate in anul curent in sectiunea de dezvoltare a bugetului local	85.01.02	0	0	0	0	-13,738	-13,738	0	0

PRIMAR,
Cristi Valentin Misajia



DIRECTOR EXECUTIV,
Carmen Grosu

Contul de executie al bugetului institutiilor publice la data de 30.06.2018
sursa de finantare : 02

Capitol 68.02

Denumire	CodIndicator	Credite de anajamant	Credite de bugetare initiale	Credite bugetare trimestriale	Angajamente bugetare	Angajamente legale	Plati efectuate	Angajamente legale de platit	Cheltuieli efective
TOTAL CHELTUIELI	00	26,972,690	26,972,690	14,899,690	24,396,222	24,396,222	13,301,922	11,094,300	13,607,152
CHELTUIELI CURENTE	01	26,319,000	26,319,000	14,246,000	24,273,699	24,273,699	13,179,399	11,094,300	13,583,266
TITLUL I CHELTUIELI DE PERSONAL	10	15,026,000	15,026,000	8,347,350	14,818,596	14,818,596	8,018,774	6,799,822	8,178,625
Cheltuieli salariale in bani	10.01	14,302,850	14,302,850	7,779,650	14,114,631	14,114,631	7,498,192	6,616,439	7,855,916
Salarii de baza	10.01.01	14,197,850	14,197,850	7,687,150	14,038,774	14,038,774	7,455,667	6,583,107	7,816,929
Sporuri pentru conditii de munca	10.01.05	65,000	65,000	52,500	50,857	50,857	22,896	27,961	17,439
Alte sporuri	10.01.06	20,000	20,000	20,000	20,000	20,000	15,924	4,076	17,843
Indemnizatii platite unor persoane din afara unitatii	10.01.12	2,000	2,000	2,000	2,000	2,000	1,520	480	1,520
Alte drepturi salariale in bani	10.01.30	18,000	18,000	18,000	3,000	3,000	2,185	815	2,185
Cheltuieli salariale in natura	10.02	153,450	153,450	153,450	146,450	146,450	146,450	0	146,450
Tichete de vacanta	10.02.06	153,450	153,450	153,450	146,450	146,450	146,450	0	146,450
Contributii	10.03	569,700	569,700	414,250	557,515	557,515	374,132	183,383	176,259
Contributii de asigurari sociale de stat	10.03.01	161,300	161,300	161,300	160,376	160,376	160,376	0	0
Contributii de asigurari de somaj	10.03.02	4,300	4,300	4,300	4,026	4,026	4,026	0	0
Contributii de asigurari sociale de sanatate	10.03.03	53,400	53,400	53,400	52,780	52,780	52,780	0	0
Contributii de asigurari pentru accidente de munca si boli profesionale	10.03.04	1,800	1,800	1,800	1,650	1,650	1,650	0	0
Transferuri privind contributi de sanatate pentru persoane beneficiare de ajutor social	10.03.06	8,900	8,900	8,900	8,627	8,627	8,627	0	0
Contributii fond de garantare	10.03.07	340,000	340,000	184,550	330,056	330,056	146,673	183,383	176,259
TITLUL II BUNURI SI SERVICII	20	3,007,000	3,007,000	1,784,650	1,481,503	1,481,503	1,315,501	166,002	1,494,932
Bunuri si servicii	20.01	614,200	614,200	438,750	443,990	443,990	353,488	90,502	381,807
Furnituri de birou	20.01.01	15,000	15,000	8,500	3,084	3,084	2,634	450	5,610
Materiale pentru curatenie	20.01.02	39,000	39,000	21,500	17,712	17,712	8,171	9,541	17,066
Incalzit, iluminat si forta motrica	20.01.03	261,000	261,000	217,000	225,942	225,942	191,843	34,099	186,182
Incalzire Enet	20.01.03.01	152,000	152,000	132,000	149,888	149,888	126,959	22,929	122,868
Incalzire Distrigaz	20.01.03.02	55,000	55,000	47,500	40,355	40,355	37,778	2,577	35,778
Energie electrica(Electrica)	20.01.03.04	54,000	54,000	37,500	35,699	35,699	27,106	8,593	27,536

Apa, canal si salubritate	20.01.04	72,500	72,500	39,200	39,371	39,371	35,883	3,488	35,883
Carburanti si lubrifianti	20.01.05	16,000	16,000	8,500	2,058	2,058	2,058	0	6,603
Piese de schimb	20.01.06	3,000	3,000	2,000	0	0	0	0	20
Posta, telecomunicatii, radio, tv, internet	20.01.08	23,000	23,000	12,800	11,774	11,774	9,191	2,583	9,497
Materiale si prestari de servicii cu caracter functional	20.01.09	21,000	21,000	12,000	10,835	10,835	8,502	2,333	8,441
Alte bunuri si servicii pentru intretinere si functionare	20.01.30	163,700	163,700	117,250	133,214	133,214	95,206	38,008	112,505
Reparatii curente	20.02	26,500	26,500	9,500	6,019	6,019	6,019	0	6,019
Hrana	20.03	1,786,600	1,786,600	975,600	750,105	750,105	676,869	73,236	805,848
Hrana pentru oameni	20.03.01	1,786,600	1,786,600	975,600	750,105	750,105	676,869	73,236	805,848
Medicamente si materiale sanitare	20.04	16,000	16,000	8,500	4,401	4,401	2,473	1,928	4,357
Medicamente	20.04.01	7,000	7,000	3,500	1,837	1,837	863	974	1,873
Materiale sanitare	20.04.02	3,000	3,000	1,500	1,241	1,241	599	642	993
Dezinfectanti	20.04.04	6,000	6,000	3,500	1,323	1,323	1,011	312	1,491
Bunuri de natura obiectelor de inventar	20.05	31,000	31,000	23,200	15,012	15,012	14,676	336	35,259
Uniforme si echipament	20.05.01	6,000	6,000	3,500	0	0	0	0	318
Lenjerie si accesorii de pat	20.05.03	1,000	1,000	500	0	0	0	0	10,215
Alte obiecte de inventar	20.05.30	24,000	24,000	19,200	15,012	15,012	14,676	336	24,726
Deplasari, detasari, transferari	20.06	2,000	2,000	2,000	659	659	659	0	325
Deplasari interne, detasari, transferari	20.06.01	2,000	2,000	2,000	659	659	659	0	325
Carti, publicatii si materiale documentare	20.11	2,000	2,000	1,000	0	0	0	0	0
Pregatire profesionala	20.13	8,000	8,000	6,000	1,300	1,300	1,300	0	1,300
Protectia muncii	20.14	11,300	11,300	4,000	0	0	0	0	0
Contributii ale administratiei publice locale la realizarea unor lucrari si servicii de interes public local, in baza unor conventii sau contracte de asociere	20.19	500,000	500,000	310,000	258,247	258,247	258,247	0	258,247
Alte cheltuieli	20.30	9,400	9,400	6,100	1,770	1,770	1,770	0	1,770
Redama s publicitate	20.30.01	2,000	2,000	2,000	229	229	229	0	229
Prime de asigurare non-viata	20.30.03	7,000	7,000	3,700	1,541	1,541	1,541	0	1,541
Alte cheltuieli cu bunuri si servicii	20.30.30	400	400	400	0	0	0	0	0
TITLUL IX ASISTENTA SOCIALA	57	8,126,000	8,126,000	4,024,000	7,813,600	7,813,600	3,755,639	4,057,961	3,813,063
Ajutoare sociale	57.02	8,126,000	8,126,000	4,024,000	7,813,600	7,813,600	3,755,639	4,057,961	3,813,063
Ajutoare sociale in numerar	57.02.01	5,471,000	5,471,000	2,425,000	5,471,000	5,471,000	2,299,545	3,171,455	2,349,565
Ajutoare sociale in natura	57.02.02	2,105,000	2,105,000	1,319,000	2,105,000	2,105,000	1,229,294	875,706	1,229,294
Tichete cadou acordate pentru cheltuieli sociale	57.02.04	550,000	550,000	280,000	237,600	237,600	226,800	10,800	234,204
TITLUL XI ALTE CHELTUIELI	59	160,000	160,000	90,000	160,000	160,000	89,485	70,515	96,646
Suma afer pers hand reincadrate	59.40	160,000	160,000	90,000	160,000	160,000	89,485	70,515	96,646
70. CHELTUIELI DE CAPITAL (70=71+72)	70	653,690	653,690	653,690	127,638	127,638	127,638	0	23,886
TITLUL XIII ACTIVE NEFINANCIARE	71	653,690	653,690	653,690	127,638	127,638	127,638	0	23,886
Active fixe (inclusiv reparatii capitale)	71.01	653,690	653,690	653,690	127,638	127,638	127,638	0	23,886
Constructii	71.01.01	241,110	241,110	241,110	55,686	55,686	55,686	0	484

Masini, echipamente si mijloace de transport	71.01.02	118,080	118,080	70,732	70,732	70,732	0	9,197
Mobilier, aparatura birouca si alte active corporale	71.01.03	0	0	0	0	0	0	13,104
Alte active fixe (inclusiv reparatii capitale)	71.01.30	294,500	294,500	1,220	1,220	1,220	0	1,101
TITLUL XIX PLATI EFECTUATE IN ANII PRECEDENTI SI RECUPERATE IN ANUL CURENT	85	0	0	-5,115	-5,115	-5,115	0	0
Plati efectuate in anii precedenti si recuperate in anul curent	85.01	0	0	-5,115	-5,115	-5,115	0	0
Plati efectuate in anii precedenti si recuperate in anul curent in sectiunea de functionare a bugetului local	85.01.01	0	0	-5,115	-5,115	-5,115	0	0

PRIMAR,
Cristi Valentin Mirsaila



DIRECTOR EXECUTIV,

Carmen Grosu

Contul de executie al bugetului institutiilor publice la data de 30.06.2018
sursa de finantare : 02

Capitol 70.02	Denumire	CodIndicator	Credite de angajament	Credite bugetare initiale	Credite bugetare trimestriale	Angajamente bugetare	Angajamente legale	Plati efectuate	Angajamente legale de platit	Cheltuieli efective
TOTAL CHELTUIELI		00	21,842,710	21,847,880	15,123,080	7,674,490	7,404,156	6,691,622	712,534	9,196,372
CHELTUIELI CURENTE		01	15,943,000	15,788,000	9,063,200	6,504,496	6,308,595	5,747,358	561,237	5,577,850
TITLUL I CHELTUIELI DE PERSONAL		10	3,270,000	3,270,000	2,522,800	2,465,508	2,465,508	2,465,508	0	2,347,023
Cheltuieli salariale in bani		10.01	2,975,900	2,975,900	2,270,700	2,217,417	2,217,417	2,217,417	0	2,304,372
Salarii de baza		10.01.01	2,903,400	2,903,400	2,223,900	2,174,272	2,174,272	2,174,272	0	2,258,555
Sporuri pentru conditii de munca		10.01.05	2,500	2,500	1,800	1,651	1,651	1,651	0	1,702
Alte sporuri		10.01.06	70,000	70,000	45,000	41,494	41,494	41,494	0	44,115
Cheltuieli salariale in natura		10.02	157,000	157,000	140,000	139,200	139,200	139,200	0	0
Tichete de vacanta		10.02.06	157,000	157,000	140,000	139,200	139,200	139,200	0	0
Contributii		10.03	137,100	137,100	112,100	108,891	108,891	108,891	0	42,651
Contributii de asigurari sociale de stat		10.03.01	46,500	46,500	46,500	46,123	46,123	46,123	0	0
Contributii de asigurari de somaj		10.03.02	1,500	1,500	1,500	1,457	1,457	1,457	0	0
Contributii de asigurari sociale de sanatate		10.03.03	15,200	15,200	15,200	15,160	15,160	15,160	0	0
Contributii de asigurari pentru accidente de munca si boli profesionale		10.03.04	1,000	1,000	1,000	681	681	681	0	0
Contributii pentru concedii si indemnizatii		10.03.06	2,900	2,900	2,900	2,819	2,819	2,819	0	0
Contributii la Fd. de garantare a creantelor salariale		10.03.07	70,000	70,000	45,000	42,651	42,651	42,651	0	42,651
TITLUL II BUNURI SI SERVICII		20	8,605,000	8,450,000	4,906,400	4,010,655	3,814,754	3,253,517	561,237	3,198,646
Bunuri si servicii		20.01	7,671,500	7,516,500	4,418,400	3,454,656	3,287,142	2,868,663	418,479	2,917,006
Furnituri de birou		20.01.01	4,000	4,000	3,000	2,115	2,115	2,115	0	1,321
Materialie pentru curatenie		20.01.02	5,000	5,000	4,000	3,544	3,479	3,479	65	4,294
Incalzit, iluminat si forta motrica		20.01.03	2,939,000	2,939,000	1,922,900	1,884,557	1,881,336	1,881,336	3,221	1,881,844
-incalzire-sistem centralizat (ENET)		20.01.03.01	130,000	130,000	122,000	113,528	113,528	113,528	0	113,528
-incalzire cu gaze (Distrigaz)		20.01.03.02	87,000	87,000	87,000	81,541	81,541	81,541	0	81,541
- energie electrica (ELECTRICA)		20.01.03.04	2,722,000	2,722,000	1,713,900	1,689,488	1,686,267	1,686,267	3,221	1,686,775
Apa, canal si salubritate		20.01.04	106,000	106,000	75,000	45,522	45,522	45,522	21,126	24,396
Carburanti si lubrifianti		20.01.05	305,000	305,000	105,000	117,170	117,170	92,517	24,653	119,110
Piese de schimb		20.01.06	27,000	27,000	10,000	3,430	3,430	3,430	0	5,857
Posta, telecomunicatii, radio, tv, internet		20.01.08	30,000	30,000	16,000	17,677	17,677	15,424	2,253	15,897

Materiale si prestari de servicii cu caracter functional	20.01.09	3,924,000	3,769,000	2,053,000	1,139,138	984,138	661,301	322,837	671,615
Alte bunuri si servicii pentru intretinere si functionare	20.01.30	331,500	331,500	229,500	241,503	228,989	184,665	44,324	192,672
Reparatii curente	20.02	185,000	185,000	77,000	145,041	124,114	56,524	67,590	46,498
Hirana	20.03	30,000	30,000	30,000	27,271	27,271	27,271	0	19,054
Hirana pentru animale	20.03.02	30,000	30,000	30,000	27,271	27,271	27,271	0	19,054
Medicamente si materiale sanitare	20.04	20,000	20,000	11,000	9,330	9,330	8,565	765	7,056
Medicamente	20.04.01	10,000	10,000	5,000	4,145	4,145	3,380	765	4,249
Materiale sanitare	20.04.02	5,000	5,000	3,000	2,210	2,210	2,210	0	1,617
Dezinfectanti	20.04.04	5,000	5,000	3,000	2,975	2,975	2,975	0	1,190
Bunuri de natura obiectelor de inventar	20.05	172,500	172,500	88,500	90,299	90,299	80,603	9,696	0
Uniforme si echipament	20.05.01	35,500	35,500	5,500	700	700	700	0	0
Alte obiecte de inventar	20.05.30	137,000	137,000	83,000	89,599	89,599	79,903	9,696	0
Deplasari, detasari, transferari	20.06	1,000	1,000	1,000	0	0	0	0	0
Deplasari interne, detasari, transferari	20.06.01	1,000	1,000	1,000	0	0	0	0	0
Carti, publicatii si materiale documentare	20.11	1,000	1,000	1,000	0	0	0	0	0
Pregatire profesionala	20.13	5,000	5,000	2,500	0	0	0	0	0
Protectia muncii	20.14	19,000	19,000	10,000	3,394	3,394	3,394	0	3,394
Alte cheltuieli	20.30	500,000	500,000	267,000	280,664	273,204	208,497	64,707	205,638
Prime de asigurare non-viata	20.30.03	60,000	60,000	30,000	25,428	25,428	17,115	8,313	17,115
Chirii	20.30.04	70,000	70,000	36,000	33,881	33,881	33,881	0	33,881
Alte cheltuieli cu bunuri si servicii	20.30.30	370,000	370,000	201,000	221,355	213,895	157,501	56,394	154,642
TITLUL VII ALTE TRANSFERURI	55	18,000	18,000	9,000	9,000	9,000	9,000	0	9,000
A. Transferuri interne.	55.01	18,000	18,000	9,000	9,000	9,000	9,000	0	9,000
Alte transferuri curente interne	55.01.18	18,000	18,000	9,000	9,000	9,000	9,000	0	9,000
TITLUL X - Proiecte cu finantare din fonduri externe nerambursabile af.cadru fin. 2014-2020	58	4,000,000	4,000,000	1,600,000	0	0	0	0	0
Programa din Fondul European de Dezvoltare Regionala (FEDR)	58.01	4,000,000	4,000,000	1,600,000	0	0	0	0	0
Finantarea nationala	58.01.01	1,600,000	1,600,000	1,600,000	0	0	0	0	0
Finantarea externa nerambursabila	58.01.02	2,400,000	2,400,000	0	0	0	0	0	0
TITLUL XI ALTE CHELTUIELI	59	50,000	50,000	25,000	19,333	19,333	19,333	0	23,181
Sume af pers hand neincadrate	59.40	50,000	50,000	25,000	19,333	19,333	19,333	0	23,181
70. CHELTUIELI DE CAPITAL (70=71+72)	70	5,899,710	6,059,880	6,059,880	1,189,471	1,115,038	963,741	151,297	3,618,522
TITLUL XIII ACTIVE NEFINANCIARE	71	5,899,710	6,059,880	6,059,880	1,189,471	1,115,038	963,741	151,297	3,618,522
Active fixe (inclusiv reparatii capitale)	71.01	5,899,710	6,059,880	6,059,880	1,189,471	1,115,038	963,741	151,297	3,618,522
Constructii	71.01.01	851,110	841,110	841,110	36,414	30,702	29,702	1,000	3,296,912
Masini, echipamente si mijloace de transport	71.01.02	2,682,000	2,682,000	2,682,000	879,074	879,074	879,074	0	176,808
Mobilier, aparatura birou si alte active corporale	71.01.03	0	0	0	0	0	0	0	120,866
Alte active fixe (inclusiv reparatii capitale)	71.01.30	2,356,600	2,536,770	2,536,770	273,983	205,262	54,965	150,297	23,936

**Contul de executie al bugetului institutiilor publice la data de 30.06.2018
sursa de finantare : 02**

Capitol 74.02

Denumire	Cod Indicator	Credite de angajament	Credite bugetare initiale	Credite bugetare trimestriale	Angajamente bugetare	Angajamente legale	Plati efectuate	Angajamente legale de platit	Cheltuieli efective
TOTAL CHELTUIELI	00	5,414,000	5,414,000	4,417,000	3,939,137	3,939,137	3,731,507	207,630	3,625,744
CHELTUIELI CURENTE	01	5,064,000	5,064,000	4,067,000	3,589,400	3,589,400	3,381,770	207,630	3,580,682
TITLUL I CHELTUIELI DE PERSONAL	10	420,000	420,000	320,000	159,235	159,235	159,235	0	154,569
Cheltuieli salariale in bani	10.01	396,500	396,500	299,000	142,879	142,879	142,879	0	151,207
Salarii de baza	10.01.01	392,000	392,000	295,000	140,157	140,157	140,157	0	147,658
Alte sporuri	10.01.06	4,500	4,500	4,000	2,722	2,722	2,722	0	3,549
Cheltuieli salariale in natura	10.02	13,000	13,000	13,000	8,950	8,950	8,950	0	0
Tichete de vacanta	10.02.06	13,000	13,000	13,000	8,950	8,950	8,950	0	0
Contributii	10.03	10,500	10,500	8,000	7,406	7,406	7,406	0	3,362
Contributii de asigurari sociale de stat	10.03.01	2,600	2,600	2,600	2,517	2,517	2,517	0	0
Contributii de asigurari de somaj	10.03.02	100	100	100	78	78	78	0	0
Contributii de asigurari sociale de sanatate	10.03.03	900	900	900	815	815	815	0	0
Contributii de asigurari pentru accidente de munca si boli profesionale	10.03.04	100	100	100	38	38	38	0	0
Contributii pentru concedii si indemnizatii	10.03.06	1,200	1,200	1,200	1,179	1,179	1,179	0	0
Contributii la Fd. de garantare a creanțelor salariale	10.03.07	5,600	5,600	3,100	2,779	2,779	2,779	0	3,362
TITLUL II BUNURI SI SERVICII	20	4,616,500	4,616,500	3,721,500	3,412,067	3,412,067	3,204,437	207,630	3,407,749
Bunuri si servicii	20.01	4,127,800	4,127,800	3,559,800	3,403,383	3,403,383	3,195,753	207,630	3,401,790
Furnituri de birou	20.01.01	1,000	1,000	500	40	40	40	0	40
Materiale pentru curatenie	20.01.02	3,000	3,000	2,000	0	0	0	0	0
Apa, canal si salubritate	20.01.04	4,000,000	4,000,000	3,455,000	3,310,336	3,310,336	3,104,029	206,307	3,310,336
Carburanti si lubrifianti	20.01.05	13,000	13,000	7,000	4,601	4,601	3,278	1,323	3,810
Piese de schimb	20.01.06	3,000	3,000	1,500	0	0	0	0	0
Materiale si prestari de servicii cu caracter functional	20.01.09	100,000	100,000	90,000	88,187	88,187	88,187	0	85,403
Alte bunuri si servicii pentru intretinere si functionare	20.01.30	7,800	7,800	3,800	219	219	219	0	2,201
Bunuri de natura obiectelor de inventar	20.05	12,000	12,000	8,000	2,558	2,558	2,558	0	0
Uniforme si echipament	20.05.01	7,000	7,000	4,000	0	0	0	0	0

Alte obiecte de inventar	20.05.30	5,000	4,000	2,558	2,558	0	0
Prestatire profesionala	20.13	1,000	1,000	0	0	0	0
Protectia muncii	20.14	2,000	1,000	116	116	0	116
Contributii ale administratiei publice locale la realizarea unor lucrari si servicii de interes public local, in baza unor conventii sau contracte de asociere	20.19	461,500	145,500	0	0	0	0
Alte cheltuieli	20.30	12,200	6,200	6,010	6,010	0	5,843
Chiri	70.30.04	12,000	6,000	5,843	5,843	0	5,843
Alte cheltuieli cu bunuri si servicii	20.30.30	200	200	167	167	0	0
TITLUL VII ALTE TRANSFERURI	55	22,500	22,500	16,700	16,700	0	16,700
A. Transferuri interne.	55.01	22,500	22,500	16,700	16,700	0	16,700
Alte transferuri curente interne	55.01.18	22,500	22,500	16,700	16,700	0	16,700
TITLUL XI ALTE CHELTUIELI	59	5,000	3,000	1,398	1,398	0	1,664
Sume af pers hand nelncadrate	59.40	5,000	3,000	1,398	1,398	0	1,664
70. CHELTUIELI DE CAPITAL (70=71+72)	70	350,000	350,000	350,000	350,000	0	45,062
TITLUL XIII ACTIVE NEFINANCIARE	71	0	0	0	0	0	45,062
Active fixe (inclusiv reparatii capitale)	71.01	0	0	0	0	0	45,062
Masini, echipamente si mijloace de transport	71.01.02	0	0	0	0	0	45,062
TITLUL XIV ACTIVE FINANCIARE	72	350,000	350,000	350,000	350,000	0	0
Active financiare	72.01	350,000	350,000	350,000	350,000	0	0
Participare la capitalul social al societatiilor comerciale	72.01.01	350,000	350,000	350,000	350,000	0	0
TITLUL XIX PLATI EFECTUATE IN ANII PRECEDENTI SI RECUPERATE IN ANUL CURENT	85	0	0	-263	-263	0	0
Plati efectuate in anii precedenti si recuperate in anul curent	85.01	0	0	-263	-263	0	0
Plati efectuate in anii precedenti si recuperate in anul curent in sectiunea de functionare a bugetului local	85.01.01	0	0	-263	-263	0	0

PRIMAR,
Cristi Valentin Misaila

DIRECTOR EXECUTIV,

Carmen Grosu



[Signature]

Contul de executie al bugetului institutiilor publice la data de 30.06.2018
sursa de finantare : 02

Capitol 80.02

Denumire	Cod Indicator	Credite de angajament	Credite bugetare initiale	Credite bugetare trimestriale	Angajamente bugetare	Angajamente legale	Plati efectuate	Angajamente legale de plati	Cheltuieli efective
TOTAL CHELTUIELI	00	4,710,000	4,710,000	4,305,000	1,795,373	1,795,373	1,795,373	0	196,474
CHELTUIELI CURENTE	01	810,000	810,000	405,000	196,474	196,474	196,474	0	196,474
TITLUL II BUNURI SI SERVICII	20	810,000	810,000	405,000	196,474	196,474	196,474	0	196,474
Alte cheltuieli	20.30	810,000	810,000	405,000	196,474	196,474	196,474	0	196,474
Alte cheltuieli cu bunuri si servicii	20.30.30	810,000	810,000	405,000	196,474	196,474	196,474	0	196,474
79. OPERATIUNI FINANCIARE (79=80+81)	79	3,900,000	3,900,000	3,900,000	1,598,899	1,598,899	1,598,899	0	0
TITLUL XVII RAMBURSARI DE CREDITE	81	3,900,000	3,900,000	3,900,000	1,598,899	1,598,899	1,598,899	0	0
Rambursari de credite interne	81.02	3,900,000	3,900,000	3,900,000	1,598,899	1,598,899	1,598,899	0	0
Rambursari de credite aferente datoriei publice interne locale	81.02.05	3,900,000	3,900,000	3,900,000	1,598,899	1,598,899	1,598,899	0	0

PRIMAR,
Cristi Valentin Misăila

DIRECTOR EXECUTIV,

Carmen Grosu

Contul de executie al bugetului institutiilor publice la data de 30.06.2018
sursa de finantare : 02

Capitol 81.02

Denumire	Codindicator	Credite de angajament	Credite bugetare initiale	Credite bugetare trimestriale	Angajamente bugetare	Angajamente legale	Plati efectuate	Angajamente legale de platit	Cheltuieli efective
TOTAL CHELTUIELI	00	16,416,470	11,962,680	8,009,280	5,882,978	5,856,493	3,982,300	1,874,193	6,945,519
CHELTUIELI CURENTE	01	9,110,000	9,110,000	5,156,600	4,871,045	4,871,045	4,871,045	0	6,945,519
TITLUL II BUNURI SI SERVICII	20	10,000	10,000	5,000	0	0	0	0	0
Bunuri si servicii	20.01	10,000	10,000	5,000	0	0	0	0	0
Furnituri de birou	20.01.01	8,000	8,000	4,000	0	0	0	0	0
Materiale si prestari de servicii cu caracter fundonial	20.01.09	2,000	2,000	1,000	0	0	0	0	0
TITLUL IV SUBVENTII	40	6,978,400	6,978,400	4,600,000	4,364,011	4,364,011	4,364,011	0	6,460,046
Subventii pentru acoperirea diferentelor de pret si tarif	40.03	6,978,400	6,978,400	4,600,000	4,364,011	4,364,011	4,364,011	0	6,460,046
TITLUL VII ALTE TRANSFERURI	55	21,600	21,600	21,600	21,562	21,562	21,562	0	0
A. Transferuri inteme.	55.01	21,600	21,600	21,600	21,562	21,562	21,562	0	0
Alte transferuri curente inteme	55.01.18	21,600	21,600	21,600	21,562	21,562	21,562	0	0
TITLUL IX ASISTENTA SOCIALA	57	600,000	600,000	500,000	485,472	485,472	485,472	0	485,473
Ajutoare sociale	57.02	600,000	600,000	500,000	485,472	485,472	485,472	0	485,473
Ajutoare sociale in numerar	57.02.01	600,000	600,000	500,000	485,472	485,472	485,472	0	485,473
TITLUL X - Proiecte cu finantare din fonduri externe nerambursabile at.cadru fin. 2014-2020	58	1,500,000	1,500,000	30,000	0	0	0	0	0
Programe din Fondul European de Dezvoltare Regionala (FEDR)	58.01	1,500,000	1,500,000	30,000	0	0	0	0	0
Finantarea nationala	58.01.01	225,000	225,000	30,000	0	0	0	0	0
Finantarea extera nerambursabila	58.01.02	1,275,000	1,275,000	0	0	0	0	0	0
70. CHELTUIELI DE CAPITAL (70=71+72)	70	7,306,470	2,852,680	2,852,680	1,906,083	1,879,598	5,405	1,874,193	0
TITLUL XIII ACTIVE NEFINANCIARE	71	7,306,470	2,852,680	2,852,680	1,906,083	1,879,598	5,405	1,874,193	0
Active fixe (inclusiv reparatii capitale)	71.01	7,306,470	2,852,680	2,852,680	1,906,083	1,879,598	5,405	1,874,193	0
Constructii	71.01.01	7,106,470	2,652,680	2,652,680	1,906,083	1,879,598	5,405	1,874,193	0
Alte active fixe (inclusiv reparatii capitale)	71.01.30	200,000	200,000	200,000	0	0	0	0	0
TITLUL XIX PLATI EFECTUATE IN ANII PRECEDENTI SI RECUPERATE IN ANUL CURENT	85	0	0	0	-894,150	-894,150	-894,150	0	0

Plati efectuate in anii precedenti si recuperate in anul curent	85.01	D	0	0	-894,150	-894,150	0	0
Plati efectuate in anii precedenti si recuperate in anul curent in sectiunea de functionare a bugetului local	85.01.01	D	0	0	-894,150	-894,150	0	0

PRIMAR,
Cristi Valentin Misaila




DIRECTOR EXECUTIV,
Carmen Grosu



Contul de executie al bugetului institutiilor publice la data de 30.06.2018
sursa de finantare : 02

Capitol 84.02

Denumire	CodIndicator	Credite de angajament	Credite bugetare initiale	Credite bugetare trimestriale	Angajamente bugetare	Angajamente legale	Plati efectuate	Angajamente legale de platit	Cheltuieli efective
TOTAL CHELTUIELI	00	48,937,810	20,576,520	19,388,520	10,682,614	10,622,143	2,529,589	8,092,554	2,634,715
CHELTUIELI CURENTE	01	4,707,000	4,707,000	3,519,000	3,498,817	3,498,817	2,302,623	1,196,194	2,500,807
TITLUL I CHELTUIELI DE PERSONAL	10	1,021,000	1,021,000	820,500	520,473	520,473	520,473	0	493,546
Cheltuieli salariale in bani	10.01	956,000	956,000	761,000	463,248	463,248	463,248	0	482,795
Salarii de baza	10.01.01	950,000	950,000	755,000	458,796	458,796	458,796	0	475,249
Alte sporuri	10.01.06	6,000	6,000	6,000	4,452	4,452	4,452	0	7,546
Cheltuieli salariale in natura	10.02	35,000	35,000	35,000	33,700	33,700	33,700	0	0
Tichete de vacanta	10.02.06	35,000	35,000	35,000	33,700	33,700	33,700	0	0
Contributii	10.03	30,000	30,000	24,500	23,525	23,525	23,525	0	10,751
Contributii de asigurari sociale de stat	10.03.01	9,500	9,500	9,500	9,362	9,362	9,362	0	0
Contributii de asigurari de somaj	10.03.02	300	300	300	289	289	289	0	0
Contributii de asigurari sociale de sanatate	10.03.03	3,100	3,100	3,100	3,016	3,016	3,016	0	0
Contributii de asigurari pentru accidente de munca si boli profesionale	10.03.04	200	200	200	139	139	139	0	0
Contributii pentru concedii si indemnizatii	10.03.06	1,900	1,900	1,900	1,837	1,837	1,837	0	0
Contributii la F.d. de garantare a creantelor salariale	10.03.07	15,000	15,000	9,500	8,882	8,882	8,882	0	10,751
TITLUL II BUNURI SI SERVICII	20	3,676,000	3,676,000	2,688,500	2,978,344	2,978,344	1,782,150	1,196,194	2,007,261
Bunuri si servicii	20.01	1,309,000	1,309,000	810,500	797,345	797,345	755,141	42,204	672,189
Furnituri de birou	20.01.01	1,000	1,000	1,000	0	0	0	0	0
Apa, canal si salubritate	20.01.04	1,000,000	1,000,000	593,000	542,371	542,371	542,371	0	542,371
Carburanti si lubrifianti	20.01.05	4,000	4,000	2,500	2,874	2,874	1,724	1,150	2,052
Materiale si prestari de servicii cu caracter functional	20.01.09	75,000	75,000	45,000	72,062	72,062	42,482	29,580	42,489
Alte bunuri si servicii pentru intretinere si functionare	20.01.30	229,000	229,000	189,000	180,038	180,038	168,564	11,474	85,277
Reparatii curente	20.02	2,020,000	2,020,000	1,590,000	2,010,236	2,010,236	856,246	1,153,990	1,334,668
Bunuri de natura obiectelor de inventar	20.05	345,000	345,000	287,000	170,359	170,359	170,359	0	0
Uniforme si echipament	20.05.01	14,000	14,000	6,000	345	345	345	0	0

Alte obiecte de inventar	20.05.30	331,000	331,000	281,000	170,014	170,014	170,014	0	0
Protectia muncii	20.14	2,000	2,000	1,000	404	404	404	0	404
TITLUL XI ALTE CHELTUIELI	59	10,000	10,000	10,000	0	0	0	0	0
Sume af pers hand nelocadrate	59.40	10,000	10,000	10,000	0	0	0	0	0
70. CHELTUIELI DE CAPITAL (70=71+72)	70	44,230,810	15,869,520	15,869,520	7,186,108	7,125,637	229,277	6,896,360	133,908
TITLUL XIII ACTIVE NEFINANCIARE	71	44,230,810	15,869,520	15,869,520	7,186,108	7,125,637	229,277	6,896,360	133,908
Active fixe (inclusiv reparatii capitale)	71.01	44,230,810	15,869,520	15,869,520	7,186,108	7,125,637	229,277	6,896,360	133,908
Constructii	71.01.01	40,596,020	12,164,520	12,164,520	6,753,776	6,693,305	124,076	6,569,229	0
Masini, echipamente si mijloace de transport	71.01.02	173,000	173,000	173,000	11,424	11,424	11,424	0	3,742
Alte active fixe (inclusiv reparatii capitale)	71.01.30	3,461,790	3,532,000	3,532,000	420,908	420,908	93,777	327,131	130,166
TITLUL XIX PLATI EFECTUATE IN ANII	85	0	0	0	-2,311	-2,311	-2,311	0	0
PRECEDENTI SI RECUPERATE IN ANUL CURENT	85.01	0	0	0	-2,311	-2,311	-2,311	0	0
Plati efectuate in anii precedenti si recuperate in anul curent	85.01.01	0	0	0	-2,311	-2,311	-2,311	0	0
Plati efectuate in anii precedenti si recuperate in anul curent in sectiunea de functionare a bugetului local									

PRIMAR,
Cristi Valentin Malsala

DIRECTOR EXECUTIV,
Carmen Grosu



Contul de executie al bugetului institutiilor publice la data de 30.06.2018
sursa de finantare : 10

Cod Indicator	Denumire	Prev. bug. initiale	Prev. bug. trim./def.	Drepturi const. TOTAL	Drepturi const. din anii precedenti	Drepturi const. anul curent	Incassari realizate	Singeri pe alte cai decat incasari	Drepturi const. de incasat
V	TOTAL VENITURI	17,706,700	11,856,400	9,892,651	-19,035	9,911,686	9,854,333	0	38,318
I	I. VENITURI CURENTE	5,023,400	2,886,600	2,255,169	-19,035	2,274,204	2,216,851	0	38,318
C	C. VENITURI NEFISCALE	5,023,400	2,886,600	2,255,169	-19,035	2,274,204	2,216,851	0	38,318
C1	C1. VENITURI DIN PROPRIETATE	453,200	290,500	117,830	-44,767	162,597	100,730	0	17,100
30.10	Venituri din proprietate	453,200	290,500	117,830	-44,767	162,597	100,730	0	17,100
30.10.05	Venituri din concesiuni si inchirieri	425,200	275,500	117,830	-44,767	162,597	100,730	0	17,100
30.10.05.30	Alte venituri din concesiuni si inchirieri de catre institutiile publice	425,200	275,500	117,830	-44,767	162,597	100,730	0	17,100
30.10.50	Alte venituri din proprietate	28,000	15,000	0	0	0	0	0	0
C2	C2. VANZARI DE BUNURI SI SERVICII	4,570,200	2,596,100	2,137,339	25,732	2,111,607	2,116,121	0	21,218
33.10	Venituri din prestari de servicii si alte activitati	4,166,500	2,436,900	1,993,401	25,732	1,967,669	1,972,183	0	21,218
33.10.05	Taxe si alte venituri in invatamant	713,700	328,900	291,228	19,038	275,190	278,674	0	15,554
33.10.08	Venituri din prestari de servicii	98,000	34,700	18,090	0	18,090	18,090	0	0
33.10.14	Contributia elevilor si studentilor pt internate, camine si cantine	2,558,700	1,638,300	1,312,975	-3,806	1,316,781	1,327,559	0	-14,584
33.10.19	Venituri din serbari si spectacole scolare, manifestari culturale, artistice si sportive	450,000	278,900	263,424	5,700	257,724	246,976	0	16,448
33.10.50	Alte venituri din prestari de servicii si alte activitati	346,100	156,100	104,684	4,800	99,884	100,884	0	3,800
34.10	Venituri din taxe administrative, eliberari permise	375,000	130,500	106,916	0	106,916	106,916	0	0
34.10.50	Alte venituri din taxe administrative, eliberari permise	375,000	130,500	106,916	0	106,916	106,916	0	0
36.10	Diverse venituri	1,000	1,000	0	0	0	0	0	0
36.10.50	Alte venituri	1,000	1,000	0	0	0	0	0	0
37.10	Transferuri voluntare, altele decat subventiile	27,700	27,700	37,022	0	37,022	37,022	0	0
37.10.01	Donatii si sponsorizari	27,700	27,700	37,022	0	37,022	37,022	0	0
37.10.03	Varsaminte din sectiunea de functionare pentru finantarea sectiunii de dezvoltare a bugetului local	-13,000	-13,000	-8,000	0	-8,000	-8,000	0	0
37.10.04	Varsaminte din sectiunea de functionare	13,000	13,000	8,000	0	8,000	8,000	0	0
III	III. OPERATIUNI FINANCIARE	748,300	685,700	326,482	0	326,482	326,482	0	0


40.10	Incassari din rambursarea imprumurilor acordate	170,000	120,000	5,000	0	5,000	5,000	0
40.10.15	Sume utilizate din excedentul anului precedent pentru efectuarea de cheltuieli	120,000	120,000	5,000	0	5,000	5,000	0
40.10.15.02	Sume utilizate de administratiile locale din excedentul anului precedent pentru achitarea de datorii	120,000	120,000	5,000	0	5,000	5,000	0
41.10	Alte operatiuni financiare	628,300	565,700	321,482	0	321,482	321,482	0
41.10.06	Sume din excedentul anului precedent pentru acoperirea costurilor temporare de C&S	628,300	565,700	321,482	0	321,482	321,482	0
IV	IV. SUBVENTII	11,935,000	8,284,100	7,311,000	0	7,311,000	7,311,000	0
00.18	SUBVENTII DE LA ALTE NIVELE ALÉ ADMINISTRATIEI PUBLICE	11,935,000	8,284,100	7,311,000	0	7,311,000	7,311,000	0
43.10	Subventii de la alte administratii	11,809,000	8,158,100	7,228,000	0	7,228,000	7,228,000	0
43.10.09	Subventii pentru institutii publice	126,000	126,000	83,000	0	83,000	83,000	0
43.10.19	Subventii pentru institutii publice destinate sectiunii de dezvoltare							

PRIMAR,
Cristi Valentin Misaila

DIRECTOR EXECUTIV,
Carmen Grosu

[Signature]

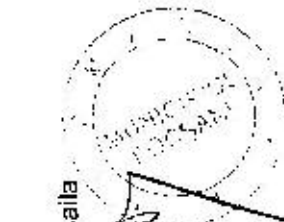
[Signature]



Contul de executie al bugetului institutiilor publice la data de 30.06.2018
sursa de finantare : 10

Denumire	Codindicator	Credite de angajament	Credite bugetare trimestriale	Angajamente bugetare	Angajamente legale	Plati efectuate	Angajamente legale de plati	Cheltuieli efective
TOTAL CHELTUIELI	C	17,594,800	17,706,700	9,834,404	9,834,404	8,860,669	973,735	8,915,699
Partea I-a SERVICII PUBLICE GENERALE	50.10	1,420,000	1,420,000	1,306,233	1,306,233	933,609	372,624	971,145
Alte servicii publice generale	54.10	1,420,000	1,420,000	1,306,233	1,306,233	933,609	372,624	971,145
Servicii publice comunitare de evidenta a persoanelor	54.10.10	1,420,000	1,420,000	1,306,233	1,306,233	933,609	372,624	971,145
Partea a III-a CHELTUIELI SOCIAL-CULTURALE	64.10	16,174,800	16,286,700	8,528,171	8,528,171	7,927,060	601,111	7,944,554
INVATAMANT	65.10	4,539,300	4,688,200	3,040,900	1,745,205	1,683,869	61,336	1,821,200
Invatamant prescolar si primar	65.10.03	2,156,600	2,185,500	1,509,100	929,891	917,958	11,933	1,000,729
Invatamant prescolar	65.10.03.01	2,061,000	2,061,000	1,398,000	928,277	916,344	11,933	991,268
Invatamant primar	65.10.03.02	95,600	124,500	111,100	1,614	1,614	0	9,471
Invatamant secundar	65.10.04	1,798,700	1,918,700	1,237,800	525,659	517,968	7,691	562,898
Invatamant secundar superior	65.10.04.02	1,798,700	1,918,700	1,237,800	525,659	517,968	7,691	562,898
Invatamant postliceal	65.10.05	584,000	584,000	294,000	289,655	247,943	41,712	257,563
Cultura, recreere si religie	67.10	11,635,500	11,598,500	7,791,900	6,782,966	6,243,191	539,775	6,123,354
Servicii culturale	67.10.03	7,835,500	7,835,500	4,256,900	3,386,662	2,894,825	491,837	2,752,027
Instituti publice de spectacole si concerte	67.10.03.04	6,587,000	6,587,000	3,457,400	2,688,438	2,199,174	489,264	2,026,902
Casa de cultura	67.10.03.06	1,248,500	1,248,500	799,500	698,224	695,651	2,573	725,125
Servicii recreative si sportive	67.10.05	3,800,000	3,763,000	3,535,000	3,396,304	3,348,366	47,938	3,371,327
Sport	67.10.05.01	3,800,000	3,763,000	3,535,000	3,396,304	3,348,366	47,938	3,371,327

PRIMAR
Cristi Valentin Misaila



DIRECTOR EXECUTIV,

Carmen Grosu

Contul de executie al bugetului institutiilor publice la data de 30.06.2018
sursa de finantare : 10


Capitol 54.10

Denumire	Codindicator	Credite de angajament	Credite bugetare	Credite bugetare	Angajamente bugetare	Angajamente legale	Plati efectuate	Angajamente legale de platit	Cheltuieli efective
TOTAL CHELTUIELI	00	1,420,000	1,420,000	1,023,600	1,306,233	1,306,233	933,609	372,624	971,145
CHELTUIELI CURENTE	01	1,420,000	1,420,000	1,023,600	1,312,705	1,312,705	940,081	372,624	970,111
TITLUL I CHELTUIELI DE PERSONAL	10	1,240,000	1,240,000	905,100	1,235,000	1,235,000	864,462	370,538	898,320
Cheltuieli salariale in bani	10.01	1,152,400	1,152,400	826,500	1,152,400	1,152,400	792,915	359,485	850,191
Salarii de baza	10.01.01	1,141,000	1,141,000	815,100	1,141,000	1,141,000	792,915	348,085	850,191
Alte drepturi salariale in bani	10.01.30	11,400	11,400	11,400	11,400	11,400	0	11,400	0
Cheltuieli salariale in natura	10.02	34,000	34,000	34,000	29,000	29,000	29,000	0	29,000
Tichete de vacanta	10.02.06	34,000	34,000	34,000	29,000	29,000	29,000	0	29,000
Contributii	10.03	53,600	53,600	44,600	53,600	53,600	42,547	11,053	19,129
Contributii de asigurari sociale de stat	10.03.01	18,500	18,500	18,500	18,500	18,500	18,379	121	0
Contributii de asigurari de somaj	10.03.02	600	600	600	600	600	583	17	0
Contributii de asigurari sociale de sanatate	10.03.03	6,300	6,300	6,300	6,300	6,300	6,299	1	0
Contributii de asigurari pentru accidente de munca si boli profesionale	10.03.04	200	200	200	200	200	175	25	0
Contributii pentru concedii si indemnizatii	10.03.06	1,000	1,000	1,000	1,000	1,000	991	9	0
Contributii la Fd. de garantare a creantelor salariale	10.03.07	27,000	27,000	18,000	27,000	27,000	16,120	10,880	19,129
TITLUL II BUNURI SI SERVICII	20	180,000	180,000	118,500	77,705	77,705	75,619	2,086	71,791
Bunuri si servicii	20.01	98,300	98,300	82,300	66,705	66,705	64,619	2,086	61,677
Furnituri de birou	20.01.01	8,300	8,300	3,800	3,790	3,790	3,790	0	4,848
Materiale pentru curatenie	20.01.02	1,000	1,000	100	0	0	0	0	760
Incalziri, iluminat si forta motrica	20.01.03	16,000	16,000	13,000	10,886	10,886	10,886	0	9,763
-incalzire-sistem centralizat (ENET)	20.01.03.01	13,000	13,000	11,000	9,269	9,269	9,269	0	8,146
- energie electrica (ELECTRICA)	20.01.03.04	3,000	3,000	2,000	1,617	1,617	1,617	0	1,617
Apa, canal si salubritate	20.01.04	3,000	3,000	2,500	900	900	900	0	900
Carburanti si lubrifianti	20.01.05	3,000	3,000	3,000	2,500	2,500	2,500	0	1,150
Posta, telecomunicatii, radio, tv, internet	20.01.08	14,000	14,000	6,900	6,275	6,275	6,275	0	6,248
Alte bunuri si servicii pentru intretinere si functionare	20.01.30	53,000	53,000	53,000	42,354	42,354	40,268	2,086	38,008
Bunuri de natura obiectelor de inventar	20.05	5,000	5,000	3,000	886	886	886	0	0

Alte obiecte de inventar	20.05.30	5,000	5,000	3,000	886	886	0	0	0
Deplasari, detasari, transferari	20.06	5,500	5,500	5,000	5,415	5,415	0	0	5,415
Deplasari interne, detasari, transferari	20.06.01	5,500	5,500	5,000	5,415	5,415	0	0	5,415
Pregatire profesionala	20.13	1,200	1,200	1,200	1,200	1,200	0	0	1,200
Alte cheltuieli	20.30	70,000	70,000	27,000	3,499	3,499	0	0	3,499
Chirii	20.30.04	70,000	70,000	27,000	3,499	3,499	0	0	3,499
70. CHELTUIELI DE CAPITAL (70=71+72)	70	0	0	0	0	0	0	0	1,034
TITLUL XIII ACTIVE NEFINANCIARE	71	0	0	0	0	0	0	0	1,034
Active fixe (inclusiv reparatii capitale)	71.01	0	0	0	0	0	0	0	1,034
Masini, echipamente si mijloace de transport	71.01.02	0	0	0	0	0	0	0	1,034
TITLUL XIX PLATI EFECTUATE IN ANII	85	0	0	0	-6,472	-6,472	0	0	0
PRECEDENTI SI RECUPERATE IN ANUL CURENT	85.01	0	0	0	-6,472	-6,472	0	0	0
Plati efectuate in anii precedenti si recuperate in anul curent	85.01.01	0	0	0	-6,472	-6,472	0	0	0
Plati efectuate in anii precedenti si recuperate in anul curent in sectiunea de functionare a bugetului local		0	0	0	-6,472	-6,472	0	0	0

DIRECTOR EXECUTIV,
Carmen Grosu

PRIMAR,
Cristi Valentin Misaila



Contul de executie al bugetului institutiilor publice la data de 30.06.2018
sursa de finantare : 10

Capitol 65.10

Denumire	Codindicator	Credite de angajament	Credite bugetare initiale	Credite bugetare trimestriale	Angajamente bugetare	Angajamente legale	Plati efectuate	Angajamente legale de platit	Cheltuieli efective
TOTAL CHELTUIELI	00	4,539,300	4,688,200	3,040,900	1,745,205	1,745,205	1,683,869	61,336	1,821,200
CHELTUIELI CURENTE	01	4,526,300	4,555,200	2,907,900	1,740,451	1,740,451	1,679,115	61,336	1,788,857
TITLUL I CHELTUIELI DE PERSONAL	10	747,000	747,000	435,200	315,873	315,873	269,354	46,519	293,368
Cheltuieli salariale in bani	10.01	717,400	717,400	410,600	300,100	300,100	254,538	45,562	284,632
Salarii de baza	10.01.01	525,200	525,200	254,200	205,735	205,735	164,875	40,860	213,058
Alte sporuri	10.01.06	1,400	1,400	1,400	1,313	1,313	1,313	0	268
Alte sporuri	10.01.11	142,000	142,000	106,200	93,052	93,052	86,350	4,702	71,306
Fond aferent platit cu ora	10.01.30	48,800	48,800	48,800	0	0	0	0	0
Alte drepturi salariale in bani	10.02	6,900	6,900	6,900	2,400	2,400	2,400	0	2,400
Cheltuieli salariale in natura	10.02.06	6,900	6,900	6,900	2,400	2,400	2,400	0	2,400
Tichete de vacanta	10.03	22,700	22,700	17,700	13,373	13,373	12,416	957	6,336
Contributii									
Contributii de asigurari sociale de stat	10.03.01	5,230	5,230	5,230	5,226	5,226	5,226	0	0
Contributii de asigurari de somaj	10.03.02	210	210	210	154	154	154	0	0
Contributii de asigurari sociale de sanatate	10.03.03	1,790	1,790	1,790	1,719	1,719	1,719	0	0
Contributii de asigurari pentru accidente de munca si boli profesionale	10.03.04	110	110	110	53	53	53	0	0
Contributii pentru concedii si indemnizatii	10.03.06	320	320	320	281	281	281	0	0
Contributii la Fd. de garantare a creantelor salariale	10.03.07	15,040	15,040	10,040	5,940	5,940	4,983	957	6,336
TITLUL II BUNURI SI SERVICII	20	3,689,300	3,718,200	2,432,700	1,424,578	1,424,578	1,409,761	14,817	1,488,823
Bunuri si servicii	20.01	582,700	592,600	384,400	133,633	133,633	130,853	2,780	131,330
Furnituri de birou	20.01.01	30,100	30,700	23,200	1,461	1,461	1,461	0	1,685
Material pentru curatenie	20.01.02	41,200	35,500	27,000	3,566	3,566	3,566	0	3,797
Incalzit, iluminat si forta motrica	20.01.03	98,300	98,300	55,300	30,890	30,890	29,890	1,000	29,240
-incalzire-sistem centralizat (ENET)	20.01.03.01	38,000	38,000	20,000	16,000	16,000	15,000	1,000	16,000
-incalzire cu gaze (Distrigaz)	20.01.03.02	25,000	25,000	16,000	4,890	4,890	4,890	0	4,240
- energie electrica (ELECTRICA)	20.01.03.04	35,300	35,300	19,300	10,000	10,000	10,000	0	9,000
Apa, canal si salubitate	20.01.04	37,400	37,400	22,400	11,791	11,791	11,000	791	11,791
Carburanti si lubrifianti	20.01.05	43,800	43,800	26,000	7,849	7,849	6,860	989	6,891

Piese de schimb	22,400	22,400	15,400	1,991	1,991	0	1,991	1,301,756
Transport	1,000	1,000	1,000	308	308	0	308	1,301,756
Posta, telecomunicatii, radio, tv, internet	49,100	54,800	35,300	7,672	7,672	0	7,672	1,509
Materiale si prestari de servicii cu caracter functional	70,000	70,000	47,100	11,204	11,204	0	11,204	0
Alte bunuri si servicii pentru intretinere si functionare	189,400	198,700	136,700	56,901	56,901	0	56,901	0
Reparatii curente	145,700	160,700	93,800	2,711	2,711	0	2,711	12,037
Hrana	2,607,500	2,607,500	1,711,500	1,247,860	1,247,860	12,037	1,235,823	1,301,756
Hrana pentru oameni	7,500	7,500	4,300	1,509	1,509	0	1,509	1,509
Medicamente si materiale sanitare	400	400	200	0	0	0	0	0
Medicamente	100	100	100	0	0	0	0	0
Materiale sanitare	7,000	7,000	4,000	1,509	1,509	0	1,509	1,509
Dezinfectanti	220,300	224,300	165,100	21,123	21,123	0	21,123	32,604
Bunuri de natura obiectelor de inventar	30,000	30,000	20,000	0	0	0	0	90
Uniforme si echipament	60,000	60,000	50,000	0	0	0	0	0
Lenjerie si accesorii de pat	130,300	134,300	95,100	21,123	21,123	0	21,123	32,514
Alte obiecte de inventar	5,400	5,400	4,000	642	642	0	642	642
Deplasari, detasari, transferari	5,400	5,400	4,000	642	642	0	642	642
Deplasari interne, detasari, transferari	1,800	1,800	1,800	0	0	0	0	164
Carti, publicatii si materiale documentare	4,000	4,000	3,000	650	650	0	650	650
Pregatire profesionala	7,400	7,400	4,500	0	0	0	0	0
Protectia muncii	107,000	107,000	60,300	16,450	16,450	0	16,450	17,457
Alte cheltuieli	5,000	5,000	2,000	0	0	0	0	0
Prime de asigurare non-viata	102,000	102,000	58,300	16,450	16,450	0	16,450	17,457
Alte cheltuieli cu bunuri si servicii	0	0	0	0	0	0	0	6,666
56	0	0	0	0	0	0	0	6,666
TITLUL VIII PROIECTE CU FINANTARE DIN FONDURI EXTERNE NERAMBURSABILE(FEN)	0	0	0	0	0	0	0	0
POSTADERARE	0	0	0	0	0	0	0	0
Programa din Fondul Social European	0	0	0	0	0	0	0	0
Finantarea nationala **)	90,000	90,000	40,000	0	0	0	0	0
TITLUL IX ASISTENTA SOCIALA	90,000	90,000	40,000	0	0	0	0	0
Ajutoare sociale	90,000	90,000	40,000	0	0	0	0	0
Ajutoare sociale in numerar	13,000	133,000	133,000	4,786	4,786	0	4,786	32,343
70. CHELTUIELI DE CAPITAL (70=71+72)	13,000	133,000	133,000	4,786	4,786	0	4,786	32,343
TITLUL XIII ACTIVE NEFINANCIARE	13,000	133,000	133,000	4,786	4,786	0	4,786	32,343
Active fixe (inclusiv reparatii capitale)	0	0	0	0	0	0	0	174
Constructii	0	0	0	0	0	0	0	3,009
Masini, echipamente si mijloace de transport	0	120,000	120,000	0	0	0	0	29,160
Mobilier, aparatura birou si alte active corporale	13,000	13,000	13,000	4,786	4,786	0	4,786	0
TITLUL XIX PLATI EFECTUATE IN ANII PRECEDENTI SI RECUPERATE IN ANUL CURENT	0	0	0	0	0	0	0	0
85	0	0	0	0	0	0	0	0

PRECEDENTI SI RECUPERATE IN ANUL CURENT

Plati efectuate in anii precedenti si recuperate in anul
curent

85.01

-32

-32

0

0

Plati efectuate in anii precedenti si recuperate in anul
curent in sectiunea de functionare a bugetului local

85.01.01

-32

-32

0

0

0

PRIMAR,
Cristi Valentin Misaila

DIRECTOR EXECUTIV,
Carmen Grosu



Contul de executie al bugetului institutiilor publice la data de 30.06.2018
sursa de finantare : 10


Capitol 67.10

Denumire	CodIndicator	Credite de angajament	Credite bugetare initiale	Credite trimestriale	Angajamente bugetare	Angajamente legale	Plati efectuate	Angajamente legale de platit	Cheltuieli efective
TOTAL CHELTUIELI	00	11,635,500	11,598,500	7,791,900	6,782,966	6,782,966	6,243,191	539,775	6,123,354
CHELTUIELI CURENTE	01	11,509,500	11,509,500	7,702,900	6,752,008	6,752,008	6,212,233	539,775	6,064,592
TITLUL I CHELTUIELI DE PERSONAL	10	3,340,000	3,340,000	2,193,000	2,572,811	2,572,811	2,089,802	483,009	2,091,276
Cheltuieli salariale in bani	10.01	3,029,250	3,029,250	1,904,850	2,345,764	2,345,764	1,868,160	477,604	1,932,864
Salarii de baza	10.01.01	2,986,250	2,986,250	1,861,850	2,303,162	2,303,162	1,852,720	450,442	1,920,031
Sporuri pentru conditii de munca	10.01.05	31,000	31,000	31,000	31,000	31,000	6,848	24,157	8,628
Alte sporuri	10.01.06	4,500	4,500	4,500	4,500	4,500	2,368	2,132	2,960
Indemnizatii de uleiare	10.01.13	1,000	1,000	1,000	602	602	102	500	102
Alte drepturi salariale in bani	10.01.30	6,500	6,500	6,500	6,500	6,500	6,122	378	1,143
Cheltuieli salariale in natura	10.02	153,000	153,000	153,000	97,750	97,750	97,450	300	95,850
Tichete de vacanta	10.02.06	153,000	153,000	153,000	97,750	97,750	97,450	300	95,850
Contributii	10.03	157,750	157,750	135,150	129,297	129,297	124,192	5,105	62,562
Contributii de asigurari sociale de stat	10.03.01	69,100	69,100	69,100	68,677	68,677	67,531	1,146	19,238
Contributii de asigurari de somaj	10.03.02	1,650	1,650	1,650	1,422	1,422	1,422	0	0
Contributii de asigurari sociale de sanatate	10.03.03	15,650	15,650	15,650	15,507	15,507	15,502	5	0
Contributii de asigurari pentru accidente de munca si boli profesionale	10.03.04	1,150	1,150	1,150	1,018	1,018	986	32	0
Contributii pentru concedii si indemnizatii	10.03.06	2,700	2,700	2,700	2,613	2,613	2,604	9	0
Contributii la Fd. de garantare a creanțelor salariale	10.03.07	67,500	67,500	44,900	40,060	40,060	36,147	3,913	43,324
TITLUL II BUNURI SI SERVICII	20	8,169,500	8,169,500	5,599,900	4,179,197	4,179,197	4,122,431	56,766	3,973,316
Bunuri si servicii	20.01	701,000	701,000	513,800	442,622	442,622	410,453	32,169	393,914
Furnituri de birou	20.01.01	7,500	7,500	5,850	2,937	2,937	1,988	949	2,628
Materiale pentru curatenie	20.01.02	10,000	10,000	6,000	2,795	2,795	2,795	0	3,364
Incalzire, iluminat si forta motrica	20.01.03	289,000	289,000	233,050	218,148	218,148	216,117	2,031	206,625
-incalzire-sistem centralizat (ENET)	20.01.03.01	153,000	153,000	125,000	113,095	113,095	113,095	0	107,715
-incalzire cu gaze (Distrigaz)	20.01.03.02	85,000	85,000	74,150	73,530	73,530	73,530	0	71,392
- energie electrica (ELECTRICA)	20.01.03.04	51,000	51,000	33,900	31,523	31,523	29,492	2,031	27,518
Apa, canal si salubritate	20.01.04	48,000	48,000	25,000	20,286	20,286	16,120	4,166	19,174

Carburanti si lubrifianti	20.01.05	6,500	6,500	3,500	1,629	1,127	502	1,629
Piese de schimb	20.01.06	3,000	3,000	1,750	0	0	0	0
Posta, telecomunicatii, radio, tv, internet	20.01.08	32,000	32,000	19,500	15,837	14,441	1,396	15,732
Materiale si prestari de servicii cu caracter functional	20.01.09	163,000	163,000	125,500	109,478	87,151	22,327	109,628
Alte bunuri si servicii pentru intretinere si functionare	20.01.30	142,000	142,000	93,650	71,512	70,714	798	35,114
Reparatii curente	20.02	24,000	24,000	3,000	0	0	0	0
Medicamente si materiale sanitare	20.04	25,000	25,000	15,000	14,846	14,501	345	15,177
Medicamente	20.04.01	25,000	25,000	15,000	14,846	14,501	345	15,177
Bunuri de natura obiectelor de inventar	20.05	167,000	167,000	157,500	146,138	146,138	0	952
Uniforme si echipament	20.05.01	97,500	97,500	97,500	95,984	95,984	0	952
Alte obiecte de inventar	20.05.30	69,500	69,500	60,000	50,154	50,154	0	0
Deplasari, detasari, transferari	20.06	20,500	20,500	11,600	8,555	8,555	0	9,716
Deplasari interne, detasari, transferari	20.06.01	15,500	15,500	11,600	8,555	8,555	0	9,716
Deplasari in strainatate	20.06.02	5,000	5,000	0	0	0	0	0
Carti, publicatii si materiale documentare	20.11	1,000	1,000	500	0	0	0	0
Pregatire profesionala	20.13	4,000	4,000	4,000	1,950	1,950	0	1,950
Alte cheltuieli	20.30	7,227,000	7,227,000	4,804,500	3,565,086	3,540,834	24,252	3,551,607
Reclama si publicitate	20.30.01	3,000	3,000	2,500	269	269	0	269
Chirii	20.30.04	80,000	80,000	78,000	44,301	41,070	3,231	44,302
Alte cheltuieli cu bunuri si servicii	20.30.30	7,144,000	7,144,000	4,724,000	3,520,516	3,499,495	21,021	3,507,036
70. CHELTUIELI DE CAPITAL (70=71+73)	70	126,000	126,000	126,000	82,995	82,995	0	58,762
TITLUL XIII ACTIVE NEFINANCIARE	71	126,000	126,000	126,000	82,995	82,995	0	58,762
Active fixe (inclusiv reparatii capitale)	71.01	126,000	126,000	126,000	82,995	82,995	0	58,762
Construcii	71.01.01	0	0	0	0	0	0	0
Masini, echipamente si mijloace de transport	71.01.02	126,000	126,000	126,000	82,995	82,995	0	46,512
Mobilier, aparatura birotica si alte active corporale	71.01.03	0	0	0	0	0	0	12,244
TITLUL XIX PLATI EFECTUATE IN ANII	85	0	-37,000	-37,000	-52,037	-52,037	0	0
PRECEDENTI SI RECUPERATE IN ANUL CURENT	85.01	0	-37,000	-37,000	-52,037	-52,037	0	0
Plati efectuate in anii precedenti si recuperate in anul curent	85.01.01	0	-37,000	-37,000	-52,037	-52,037	0	0
Plati efectuate in anii precedenti si recuperate in anul curent in seclunea de functionare a bugetului local		0	-37,000	-37,000	-52,037	-52,037	0	0

PRIMAR,

Cristi Valentin Misalita



DIRECTOR EXECUTIV,

Carmen Grosu