

Contul de execuție al bugetului institutiilor publice la data de 31.12.2017  
sursa de finantare : 02

Cod Indicator	Denumire	Prev. bug. initiale	Prev. bug. trim./def.	Drepturi const. TOTAL	Drepturi const. din anii precedenti	Drepturi const. anul curent	Incasari realizate	Singuri pe alte cai decat incasari	Drepturi const. de incasat
V	TOTAL VENITURI	188,503,000.00	207,928,850.00	287,156,213.00	83,240,942.00	203,915,271.00	217,617,228.00	522,116.00	69,015,869.00
I	VENITURI PROPRII	97,624,000.00	98,459,640.00	180,653,963.00	83,240,942.00	97,413,021.00	111,114,978.00	522,116.00	69,015,869.00
A	A. VENITURI CURENTE	184,039,000.00	201,545,610.00	283,208,259.00	83,240,933.00	199,967,326.00	213,669,769.00	522,116.00	69,015,869.00
A1	A1. IMPOZIT PE VENIT, PROFIT SI CASTIGURI DIN CAPITAL	173,828,000.00	191,272,000.00	251,859,128.00	45,950,429.00	205,908,699.00	202,408,349.00	522,116.00	69,015,374.00
A11	A11. IMPOZIT PE VENIT, PROFIT SI CASTIGURI DIN CAPITAL DE LA PERSOANE JURIDICE	57,248,000.00	56,721,000.00	66,733,668.00	0	66,733,668.00	66,733,668.00	0	49,451,778.00
03.02	Impozit pe venit	1,345,000.00	745,000.00	602,781.00	0	602,781.00	602,781.00	0	0
03.02.18	Impozit pe veniturile din transferul proprietăților imobiliare din patrimoniul personal	1,345,000.00	745,000.00	602,781.00	0	602,781.00	602,781.00	0	0
A12	A12. IMPOZIT PE VENIT, PROFIT SI CASTIGURI DIN CAPITAL DE LA PERSOANE FIZICE	55,903,000.00	55,976,000.00	66,130,887.00	0	66,130,887.00	66,130,887.00	0	0
04.02	Cote si sume defalcate din impozitul pe venit	55,903,000.00	55,976,000.00	66,130,887.00	0	66,130,887.00	66,130,887.00	0	0
04.02.01	Cote defalcate din impozitul pe venit	55,662,000.00	55,662,000.00	65,825,216.00	0	65,825,216.00	65,825,216.00	0	0
04.02.04	Sume alocate din cotele defalcate din impozitul pe venit pentru echilibrare	241,000.00	314,000.00	305,671.00	0	305,671.00	305,671.00	0	0
A3	A3. IMPOZITE SI TAXE PE PROPRIETATE	22,856,000.00	23,456,000.00	61,751,293.00	33,631,665.00	28,119,628.00	24,250,101.00	0	37,501,192.00
07.02	IMPOZITE SI TAXE PE PROPRIETATE	22,856,000.00	23,456,000.00	61,751,293.00	33,631,665.00	28,119,628.00	24,250,101.00	0	37,501,192.00
07.02.01	Impozit pe cladiri	18,009,000.00	18,009,000.00	49,269,533.00	27,451,775.00	21,817,758.00	18,530,036.00	0	30,739,497.00
07.02.01.01	Impozit pe cladiri persoane fizice	6,530,000.00	6,530,000.00	10,011,570.00	2,870,016.00	7,141,554.00	6,914,961.00	0	2,396,609.00
07.02.01.02	Impozit pe cladiri persoane juridice	11,479,000.00	11,479,000.00	39,257,963.00	24,581,759.00	14,676,204.00	11,615,075.00	0	27,662,888.00
07.02.02	Impozit pe terenuri	4,117,000.00	4,692,000.00	11,424,002.00	6,060,876.00	5,363,126.00	4,848,900.00	0	6,575,102.00
07.02.02.01	Impozit pe terenuri persoane fizice	2,047,000.00	2,247,000.00	3,990,485.00	1,471,079.00	2,519,406.00	2,393,382.00	0	6,575,102.00
07.02.02.02	Impozit pe terenuri persoane juridice	1,720,000.00	2,095,000.00	6,667,772.00	4,072,101.00	2,595,671.00	2,451,993.00	0	1,597,103.00
07.02.02.03	Taxe judiciare de timbru, taxe de timbru pentru activitatea notariala si alte taxe de timbru	350,000.00	350,000.00	765,745.00	517,696.00	248,049.00	303,526.00	0	4,515,786.00
07.02.03	Impozit pe teren extravilan	730,000.00	755,000.00	1,057,758.00	119,014.00	938,744.00	871,165.00	0	462,219.00
A4	A4. IMPOZITE SI TAXE PE BUNURI SI SERVICII	93,417,000.00	110,788,000.00	122,744,727.00	11,967,787.00	110,776,940.00	111,118,754.00	0	186,593.00
11.02	Sume defalcate din TVA	86,415,000.00	103,306,000.00	102,928,093.00	0	102,928,093.00	102,928,093.00	0	11,625,973.00
11.02.02	Sume defalcate din TVA pentru finantarea cheltuielilor descentralizate	85,785,000.00	102,676,000.00	102,515,093.00	0	102,515,093.00	102,515,093.00	0	0
11.02.06	Sume defalcate din TVA pentru echilibrarea bugetelor locale	413,000.00	413,000.00	413,000.00	0	413,000.00	413,000.00	0	0



36.02.32.02	Sume provenite din finantarea bugetara a anilor precedentii, aferente sectiunii de dezvoltare	0	0	0	-24.445,00	0	0	0
36.02.32.03	Sume provenite din finantarea bugetara a anilor precedentii, aferente sectiunii de functionare	0	0	0	-13.643,00	0	0	0
36.02.50	Alte venituri	1.525.000,00	0	0	1.044.199,00	1.024.554,00	0	41.017,00
37.02	Transferuri voluntare, altele decat subventiile	0	0	0	66.578,00	66.578,00	0	0
37.02.01	Donatii si sponsorizari	0	0	0	66.578,00	66.578,00	0	0
37.02.03	Varsaminte din sectiunea de functionare pentru finantarea sectiunii de dezvoltare a bugetului local	-4.030.500,00	0	0	-2.505.960,00	-2.505.960,00	0	0
37.02.04	Varsaminte din sectiunea de functionare	4.030.500,00	0	0	2.505.960,00	2.505.960,00	0	0
II	VENITURI DIN CAPITAL	0	0	0	440.375,00	439.880,00	0	495
39.02	Venturi din valorificarea unor bunuri	0	0	0	440.375,00	439.880,00	0	495
39.02.01	Venturi din valorificarea unor bunuri ale institutiilor publice	0	0	0	8.880,00	8.880,00	0	0
39.02.03	Venturi din vanzarea locuintelor construite din fondurile statului	0	0	0	247.673,00	247.673,00	0	0
39.02.07	Venturi din vanzarea unor bunuri apartinand domeniului privat	0	0	0	183.813,00	183.327,00	0	495
IV	SUBVENTII	4.464.000,00	0	0	3.507.579,00	3.507.579,00	0	0
00.18	SUBVENTII DE LA ALTE NIVELE ALE ADMINISTRATIEI PUBLICE	4.464.000,00	0	0	3.507.579,00	3.507.579,00	0	0
42.02	Subventii de la bugetul de stat	4.464.000,00	0	0	3.507.579,00	3.507.579,00	0	0
00.19	A. DE CAPITAL	0	0	0	69.067,00	69.067,00	0	0
42.02.01	Retehnologizarea centralelor termice si electrice de termoficare	0	0	0	69.067,00	69.067,00	0	0
00.20	B. CURENTE	4.464.000,00	0	0	3.438.512,00	3.438.512,00	0	0
42.02.34	Subventii pentru acordarea ajutorului pentru incalzirea locuintei cu lemne, carbuni, combustibili	0	0	0	25.179,00	25.179,00	0	0
42.02.41	Subventii din bugetul de stat pentru finantarea sanatatii	4.464.000,00	0	0	3.413.333,00	3.413.333,00	0	0
43.02	Subventii de la alte administratii	0	0	0	0	0	0	0
43.02.34	Sume alocate din bugetul ANCPPI pt finantarea lucrarilor de inregistrare sistematica din cadrul Programului national de cadastru si cartea funciara	0	0	0	0	0	0	0



PRIMAR  
Cristi Valentin Misaila

DIRECTOR EXECUTIV,  
Carmen Grosu

Sef serviciu impozite si taxe,  
Nazaru Melus

Contul de executie al bugetului institutiilor publice la data de 31.12.2017  
sursa de finantare : 02

Denumire	CodIndicator	Credite de angajament	Credite bugetare initiale	Credite bugetare trimestriale	Angajamente bugetare	Angajamente legale	Plati efectuate	Angajamente legale de plati	Cheltuieli efective
<b>TOTAL CHELTUIELI</b>	<b>C</b>	<b>266,350,780</b>	<b>188,503,000</b>	<b>236,258,850</b>	<b>213,378,550</b>	<b>213,378,550</b>	<b>204,218,541</b>	<b>9,160,009</b>	<b>200,844,686</b>
Partea I-a SERVICII PUBLICE GENERALE	50.02	17,214,540	19,748,500	16,925,090	14,235,101	14,235,101	13,974,656	260,445	14,759,947
Autoritati publice si actiuni externe	51.02	14,166,640	13,098,000	13,877,190	12,485,190	12,485,190	12,224,745	260,445	13,070,357
Autoritati executive si legislative	51.02.01	14,166,640	13,098,000	13,877,190	12,485,190	12,485,190	12,224,745	260,445	13,070,357
Autoritati executive	51.02.01.03	14,166,640	13,098,000	13,877,190	12,485,190	12,485,190	12,224,745	260,445	13,070,357
Alte servicii publice generale	54.02	2,322,900	4,950,500	2,322,900	1,024,911	1,024,911	1,024,911	0	1,024,911
Fond de rezerva bugetara la dispozitia autoritatilor locale	54.02.05	1,280,400	3,900,000	1,280,400	0	0	0	0	1,024,911
Servicii publice comunitare de evidenta a persoanelor	54.02.10	1,042,500	1,025,500	1,042,500	1,024,911	1,024,911	1,024,911	0	1,024,911
Alte servicii publice generale	54.02.50	0	25,000	0	0	0	0	0	0
Dobanzi	55.02	725,000	1,700,000	725,000	725,000	725,000	725,000	0	0
Partea a II-a APARARE, ORDINE PUBLICA SI SIGURANTA NATIONALA	59.02	6,019,350	5,957,000	6,004,360	5,575,127	5,575,127	5,526,375	48,752	5,625,081
Ordine publica si siguranta nationala	61.02	6,019,350	5,957,000	6,004,360	5,575,127	5,575,127	5,526,375	48,752	5,625,081
Ordine publica	61.02.03	5,550,000	5,260,000	5,535,010	5,363,330	5,363,330	5,363,330	0	5,459,669
Politie locala	61.02.03.04	5,550,000	5,260,000	5,535,010	5,363,330	5,363,330	5,363,330	0	5,459,669
Protectie civila si protectia contra incendiilor (protectie civila nonmilitara)	61.02.05	469,350	697,000	469,350	211,797	211,797	163,045	48,752	165,382
Partea a III-a CHELTUIELI SOCIAL-CULTURALE	64.02	156,608,380	124,992,000	155,109,690	144,642,600	144,642,600	142,947,745	1,694,855	148,640,920
Invatamant	65.02	100,205,690	81,161,000	99,309,900	96,516,680	96,516,680	96,500,068	16,612	96,207,396
Invatamant prescolar si primar	65.02.03	45,693,840	36,361,180	45,418,460	44,234,777	44,234,777	44,218,514	16,263	43,757,863
Invatamant prescolar	65.02.03.01	16,340,150	12,127,820	16,341,650	15,669,724	15,669,724	15,669,431	293	15,181,148
Invatamant primar	65.02.03.02	29,353,690	24,233,360	29,076,810	28,565,053	28,565,053	28,549,083	15,970	28,576,715
Invatamant secundar	65.02.04	53,736,570	43,728,820	53,116,160	51,508,594	51,508,594	51,508,594	0	51,727,562
Invatamant secundar superior	65.02.04.02	53,736,570	43,728,820	53,116,160	51,508,594	51,508,594	51,508,594	0	51,727,562
Invatamant postliceal	65.02.05	739,280	1,036,000	739,280	738,709	738,709	738,360	349	687,371
Alte cheltuieli in domeniul invatamantului	65.02.50	36,000	35,000	36,000	34,600	34,600	34,600	0	34,600
Sanatate	66.02	5,351,000	4,489,000	5,351,000	3,536,546	3,536,546	3,480,080	55,466	3,518,661

Servicii de sanatate publica	66.02.08	5,326,000	4,464,000	5,326,000	3,512,626	3,512,626	3,456,160	56,466	3,494,777
Alte cheltuieli in domeniul sanatatii	66.02.50	25,000	25,000	25,000	23,920	23,920	23,920	0	23,920
Alte institutii si actiuni sanitare	66.02.50.50	25,000	25,000	25,000	23,920	23,920	23,920	0	23,920
Cultura, recreere si religie	67.02	24,829,110	16,959,000	24,354,330	20,200,159	20,200,159	18,615,059	1,585,100	19,277,98
Servicii culturale	67.02.03	6,559,210	6,119,000	6,559,210	6,411,849	6,411,849	6,411,849	0	6,411,849
Institutii publice de spectacole si concerte	67.02.03.04	5,190,210	4,540,000	5,190,210	5,063,991	5,063,991	5,063,991	0	5,063,991
Casa de cultura	67.02.03.06	1,360,000	1,570,000	1,360,000	1,339,290	1,339,290	1,339,290	0	1,339,290
Alte servicii culturale	67.02.03.30	9,000	9,000	9,000	8,568	8,568	8,568	0	8,568
Servicii recreative si sportive	67.02.05	15,403,520	8,050,000	14,928,740	11,970,910	11,970,910	10,401,579	1,569,331	10,872,731
Sport	67.02.05.01	8,589,000	4,950,000	8,589,000	7,599,632	7,599,632	6,750,692	838,940	5,548,173
Tineret	67.02.05.02	20,000	20,000	20,000	3,228	3,228	308	2,920	3,227
Intrarene gradini publice, parcuri, zone verzi, baze sportive si de agrement	67.02.05.03	6,794,520	3,080,000	6,319,740	4,368,050	4,368,050	3,640,579	727,471	4,321,880
Alte servicii en domeniile culturii, recreerii si religiei	67.02.50	2,866,380	2,790,000	2,866,380	1,817,400	1,817,400	1,801,631	15,769	1,993,402
Asigurari si asistenta sociala	68.02	26,222,580	22,383,000	26,094,460	24,389,215	24,389,215	24,352,538	36,677	24,436,248
Asistenta acordata persoanelor in varsta	68.02.04	3,211,680	2,205,000	3,211,680	2,922,751	2,922,751	2,905,358	17,393	2,655,862
Asistenta sociala in caz de boli si invaliditati	68.02.05	15,181,720	12,928,000	15,181,720	15,017,950	15,017,950	15,017,950	0	15,116,982
Asistenta sociala in caz de invaliditate	68.02.05.02	15,181,720	12,928,000	15,181,720	15,017,950	15,017,950	15,017,950	0	15,116,982
Crese	68.02.11	1,861,000	1,555,000	1,861,000	1,517,171	1,517,171	1,507,304	9,867	1,501,283
Prevenirea excluderii sociale	68.02.15	3,094,000	3,093,000	3,093,820	2,424,968	2,424,968	2,420,184	4,784	2,449,371
Ajutor social	68.02.15.01	203,000	203,000	202,820	197,404	197,404	197,404	0	197,379
Cantina de ajutor social	68.02.15.02	2,891,000	2,890,000	2,891,000	2,227,564	2,227,564	2,222,780	4,784	2,252,393
Alte cheltuieli in domeniul asigurarilor si asistentiei sociale	68.02.50	2,874,180	2,602,000	2,746,240	2,506,375	2,506,375	2,501,742	4,633	2,712,960
Alte cheltuieli in domeniul asistentiei sociale	68.02.50.50	2,874,180	2,602,000	2,746,240	2,506,375	2,506,375	2,501,742	4,633	2,712,960
Partea a IV-a SERVICII SI DEZVOLTARE PUBLICA. LOCUINTE, MEDIU SI APE	69.02	33,184,630	16,308,000	25,304,040	19,930,197	19,930,197	18,370,518	1,559,679	24,532,808
Locuinte, servicii si dezvoltare publica	70.02	25,156,030	11,123,000	17,275,570	12,707,090	12,707,090	11,149,891	1,557,199	15,824,564
Locuinte	70.02	25,156,030	11,123,000	17,275,570	12,707,090	12,707,090	11,149,891	1,557,199	15,824,564
Alte cheltuieli in domeniul locuintelor	70.02.03	502,470	310,000	439,040	252,170	252,170	232,884	19,286	311,990
Iluminat public si electrificari rurale	70.02.03.30	502,470	310,000	439,040	252,170	252,170	232,884	19,286	311,990
Alte servicii en domeniile locuintelor, serviciilor si dezvoltarii comunale	70.02.06	4,968,000	3,400,000	4,148,000	2,644,288	2,644,288	2,641,704	2,584	3,025,162
Protectia mediului	70.02.50	19,685,560	7,413,000	12,688,530	9,810,632	9,810,632	8,275,303	1,535,329	13,487,452
Salubritate si gestiunea deseurilor	74.02	8,028,600	5,185,000	8,028,470	7,223,107	7,223,107	7,220,627	2,480	4,307,804
Salubritate	74.02.05	8,028,600	5,185,000	8,028,470	7,223,107	7,223,107	7,220,627	2,480	4,307,804
Partea a V-a ACTIUNI ECONOMICE	74.02.05.01	8,028,600	5,185,000	8,028,470	7,223,107	7,223,107	7,220,627	2,480	4,307,804
Actiuni generale economice, comerciale si de munca	79.02	53,323,880	21,497,500	32,915,670	28,995,525	28,995,525	23,399,247	5,596,278	15,986,490
Actiuni generale economice, comerciale si de munca	80.02	3,537,500	5,927,500	3,537,500	3,521,545	3,521,545	3,521,545	0	3,537,500
Actiuni generale economice si comerciale	80.02.01	3,537,500	5,927,500	3,537,500	3,521,545	3,521,545	3,521,545	0	3,537,500
Alte cheltuieli pentru actiuni generale economice si comerciale	80.02.01.30	3,537,500	5,927,500	3,537,500	3,521,545	3,521,545	3,521,545	0	3,537,500

	81.02	12,916,600	10,960,000	12,837,000	12,150,379	12,150,379	10,270,928	1,879,451	9,535,669
Combustibili si energie	81.02.06	12,916,600	10,960,000	12,837,000	12,150,379	12,150,379	10,270,928	1,879,451	9,535,669
Energie termica	84.02	36,869,780	4,610,000	16,541,170	13,323,601	13,323,601	9,606,774	3,716,827	9,606,000
Transporturi	84.02.03	36,869,780	4,610,000	16,541,170	13,323,601	13,323,601	9,606,774	3,716,827	9,606,000
Transport rutier	84.02.03.02	1,738,000	0	1,738,000	1,096,390	1,096,390	1,096,390	0	5,925,985
Transport in comun	84.02.03.03	35,131,780	4,610,000	14,803,170	12,227,211	12,227,211	8,510,384	3,716,827	5,925,985
Strazi									

PRIMAR, COMUNA POICIANA  
 Cf. Valentin Misala

DIRECTOR EXECUTIV,  
 Carmen Grosu

Sef serviciu buget-contabilitate,  
 Poicana Simona

Contul de executie al bugetului institutiilor publice la data de 31.12.2017  
sursa de finantare : 02

## Capitol 51.02

Denumire	Codindicator	Credite de angajament	Credite bugetare initiale	Credite bugetare trimestriale	Angajamente bugetare	Angajamente legale	Plati efectuate	Angajamente legale de platit	Cheltuieli efective
<b>TOTAL CHELTUIELI</b>	00	14,166,640	13,098,000	13,877,190	12,485,190	12,485,190	12,224,745	260,445	13,070,367
<b>CHELTUIELI CURENTE</b>	01	13,496,640	12,802,000	13,496,640	12,445,454	12,445,454	12,256,659	188,795	12,642,718
<b>TITLUL I CHELTUIELI DE PERSONAL</b>	10	10,363,000	9,800,000	10,363,000	9,801,244	9,801,244	9,801,244	0	10,248,223
Cheltuieli salariale in bani	10.01	8,197,000	8,000,000	8,197,000	7,994,249	7,994,249	7,994,249	0	8,356,238
Salarii de baza	10.01.01	7,362,700	7,325,000	7,362,700	7,278,051	7,278,051	7,278,051	0	7,552,998
Sporuri pentru conditii de munca	10.01.05	9,600	100,000	9,600	3,419	3,419	3,419	0	2,359
Alte sporuri	10.01.06	250,000	250,000	250,000	191,423	191,423	191,423	0	236,382
Fond de premii	10.01.08	205,000	0	205,000	171,980	171,980	171,980	0	171,980
Indemnizatii plătite unor persoane din afara unitatii	10.01.12	290,000	250,000	290,000	281,965	281,965	281,965	0	284,351
Indemnizatii de delegare	10.01.13	19,700	15,000	19,700	18,277	18,277	18,277	0	16,987
Alte drepturi salariale in bani	10.01.30	60,000	60,000	60,000	49,134	49,134	49,134	0	51,531
Contributii	10.03	2,166,000	1,800,000	2,166,000	1,806,995	1,806,995	1,806,995	0	1,892,935
Contributii de asigurari sociale de stat	10.03.01	1,386,000	1,000,000	1,386,000	1,276,984	1,276,984	1,276,984	0	1,334,118
Contributii de asigurari de somaj	10.03.02	80,000	100,000	80,000	39,894	39,894	39,894	0	41,579
Contributii de asigurari sociale de sanatate	10.03.03	500,000	500,000	500,000	414,900	414,900	414,900	0	433,717
Contributii de asigurari pentru accidente de munca si boli profesionale	10.03.04	50,000	50,000	50,000	11,981	11,981	11,981	0	12,524
Contributii pentru concedii si indemnizatii	10.03.06	150,000	150,000	150,000	63,236	63,236	63,236	0	70,897
<b>TITLUL II BUNURI SI SERVICII</b>	20	3,041,240	2,902,000	3,041,240	2,591,314	2,591,314	2,402,519	188,795	2,355,950
Bunuri si servicii	20.01	2,013,040	2,195,000	2,013,040	1,881,142	1,881,142	1,707,591	173,551	1,731,007
Furnituri de birou	20.01.01	75,000	95,000	75,000	68,864	68,864	63,620	5,244	52,446
Materiale pentru curatenie	20.01.02	15,000	15,000	15,000	2,628	2,628	2,628	0	5,395
Incalzit, iluminat si forta motrica	20.01.03	119,000	110,000	119,000	112,702	112,702	102,880	9,822	102,146
-incalzire-sistem centralizat (ENET)	20.01.03.01	119,000	110,000	119,000	112,702	112,702	102,880	9,822	102,146
Apa, canal si salubritate	20.01.04	15,000	15,000	15,000	13,910	13,910	13,910	0	13,910
Carburanti si lubrifianti	20.01.05	72,000	70,000	72,000	70,000	70,000	70,000	0	51,100
Piese de schimb	20.01.06	7,000	10,000	7,000	5,841	5,841	4,074	1,767	5,841
Posta, telecomunicatii, radio, tv, internet	20.01.08	260,160	213,000	260,160	248,833	248,833	241,660	7,173	245,312
Materiale si prestari de servicii cu caracter functional	20.01.09	65,000	50,000	65,000	55,320	55,320	55,320	0	55,801



Alte bunuri si servicii pentru intretinere si functionare	20.01.30	1,384,880	1,617,000	1,384,880	1,303,044	1,303,044	1,303,044	1,153,493	149,545
Reparatii curente	20.02	20,000	20,000	20,000	11,408	11,408	11,408	11,408	0
Bunuri de natura obiectelor de inventar	20.05	150,000	20,000	150,000	106,599	106,599	106,599	91,800	14,799
Alte obiecte de inventar	20.05.30	150,000	20,000	150,000	106,599	106,599	106,599	91,800	14,799
Deplasari, detasari, transferari	20.06	276,000	241,000	276,000	217,101	217,101	217,101	217,101	0
Deplasari interne, detasari, transferari	20.06.01	226,000	191,000	226,000	186,784	186,784	186,784	186,784	0
Deplasari in strainatate	20.06.02	50,000	50,000	50,000	30,317	30,317	30,317	30,317	0
Carti, publicatii si materiale documentare	20.11	15,000	15,000	15,000	585	585	585	585	0
Consultanta si expertiza	20.12	233,000	233,000	233,000	105,803	105,803	105,803	105,358	445
Pregatire profesionala	20.13	33,000	63,000	33,000	30,240	30,240	30,240	30,240	0
Protectia muncii	20.14	3,000	3,000	3,000	262	262	262	262	0
Studii si cercetari	20.16	165,000	32,000	165,000	162,210	162,210	162,210	162,210	0
Alte cheltuieli	20.30	133,200	80,000	133,200	75,964	75,964	75,964	75,964	0
Protocol si reprezentare	20.30.02	37,000	35,000	37,000	31,127	31,127	31,127	31,127	0
Prime de asigurare non-viata	20.30.03	17,000	15,000	17,000	12,677	12,677	12,677	12,677	0
Chirii	20.30.04	47,000	0	47,000	0	0	0	0	0
Alte cheltuieli cu bunuri si servicii	20.30.30	32,200	30,000	32,200	32,160	32,160	32,160	32,160	0
TITLUL VII ALTE TRANSFERURI	55	92,400	100,000	92,400	52,896	52,896	52,896	52,896	0
A. Transferuri interne.	55.01	92,400	100,000	92,400	52,896	52,896	52,896	52,896	0
Alte transferuri curente interne	55.01.18	92,400	100,000	92,400	52,896	52,896	52,896	52,896	0
70. CHELTUIELI DE CAPITAL (70=71+72)	70	670,000	296,000	670,000	334,914	334,914	334,914	263,264	71,650
TITLUL XIII ACTIVE NEFINANCIARE	71	670,000	296,000	670,000	334,914	334,914	334,914	263,264	71,650
Active fixe (inclusiv reparatii capitale)	71.01	670,000	296,000	670,000	334,914	334,914	334,914	263,264	71,650
Masini, echipamente si mijloace de transport	71.01.02	493,500	144,000	493,500	312,482	312,482	312,482	263,264	49,218
Alte active fixe (inclusiv reparatii capitale)	71.01.30	176,500	152,000	176,500	22,432	22,432	22,432	0	22,432
TITLUL XIX PLATI EFECTUATE IN ANII PRECEDENTI SI RECUPERATE IN ANUL CURENT	85	0	0	-289,450	-295,178	-295,178	-295,178	-295,178	0
Plati efectuate in anii precedenti si recuperate in anul curent	85.01	0	0	-289,450	-295,178	-295,178	-295,178	-295,178	0
Plati efectuate in anii precedenti si recuperate in anul curent in sectiunea de functionare a bugetului local	85.01.01	0	0	-287,680	-293,411	-293,411	-293,411	-293,411	0
Plati efectuate in anii precedenti si recuperate in anul curent in sectiunea de dezvoltare a bugetului local	85.01.02	0	0	-1,770	-1,767	-1,767	-1,767	-1,767	0

PRIMAR,  
Cristi Valentin Misaila



DIRECTOR EXECUTIV,  
Carmen Grosu

Sef serviciu buget-contabilitate,  
Poiana Simona






Contul de executie al bugetului institutiilor publice la data de 31.12.2017  
sursa de finantare : 02

## Capitol 54.02

Denumire	CodIndicator	Credite de angajament	Credite bugetare initiale	Credite bugetare trimestrale	Angajamente bugetare	Angajamente legale	Plati efectuate	Angajamente legale de platit	Cheltuieli efective
<b>TOTAL CHELTUIELI</b>	00	2,322,900	4,950,500	2,322,900	1,024,911	1,024,911	1,024,911	0	1,024,900
<b>CHELTUIELI CURENTE</b>	01	2,322,900	4,950,500	2,322,900	1,024,911	1,024,911	1,024,911	0	1,024,900
<b>TITLUL II BUNURI SI SERVICII</b>	20	0	25000	0	0	0	0	0	0
Bunuri si servicii	20.01	0	25000	0	0	0	0	0	0
Alte bunuri si servicii pentru intretinere si functionare	20.01.30	0	25,000	0	0	0	0	0	0
<b>TITLUL V FONDURI DE REZERVA</b>	50	1,280,400	3,900,000	1,280,400	0	0	0	0	0
Fond de rezerva bugetara la dispozitia autoritatilor locale	50.04	1,280,400	3,900,000	1,280,400	0	0	0	0	0
<b>TITLUL VI TRANSFERURI INTRE UNITATI ALE ADMINISTRATIEI PUBLICE</b>	51	1,042,500	1,025,500	1,042,500	1,024,911	1,024,911	1,024,911	0	1,024,900
Transferuri curente	51.01	1,032,000	1,015,000	1,032,000	1,019,318	1,019,318	1,019,318	0	1,019,318
Transferuri catre institutii publice	51.01.01	1,032,000	1,015,000	1,032,000	1,019,318	1,019,318	1,019,318	0	1,019,318
Transferuri de capital	51.02	10,500	10,500	10,500	5,593	5,593	5,593	0	5,593
Alte transferuri de capital catre institutii publice	51.02.29	10,500	10,500	10,500	5,593	5,593	5,593	0	5,593

PRIMAR

Cristi Valentin Misaila



DIRECTOR EXECUTIV,

Carmen Grosu

Sef serviciu buget-contabilitate,  
Poiana Simona


Contul de executie al bugetului institutiilor publice la data de 31.12.2017  
sursa de finantare : 02

## Capitol 55.02

Denumire	CodIndicator	Credite de angajament	Credite bugetare initiale	Credite bugetare trimestriale	Angajamente bugetare	Angajamente legale	Plati efectuate	Angajamente legale de platit	Cheltuieli efective
TOTAL CHELTUIELI	00	725,000	1,700,000	725,000	725,000	725,000	725,000	0	664,000
CHELTUIELI CURENTE	01	725,000	1,700,000	725,000	725,000	725,000	725,000	0	664,000
TITLUL III DOBANZI	30	725,000	1,700,000	725,000	725,000	725,000	725,000	0	664,000
Dobanzi aferente datoriei publice interne	30.01	725,000	1,700,000	725,000	725,000	725,000	725,000	0	664,000
Dobanzi aferente datoriei publice interne directe	30.01.01	725,000	1,400,000	725,000	725,000	725,000	725,000	0	564,000
Dobanzi aferente creditelor interne garantate	30.01.02	0	300,000	0	0	0	0	0	54,000

PRIMAR,

Cristi Valeriu Misaila



DIRECTOR EXECUTIV,

Carmen Grosu

Sef serviciu buget-contabilitate,  
Poiana Simona

Contul de executie al bugetului institutiilor publice la data de 31.12.2017  
sursa de finantare : 02

## Capitol 61.02

Denumire	Codindicator	Credite de angajament	Credite bugetare initiale	Credite bugetare trimestriale	Angajamente bugetare	Angajamente legale	Plati efectuate	Angajamente legale de platit	Cheltuieli efective
<b>TOTAL CHELTUIELI</b>	00	6,019,350	5,957,000	6,004,360	5,575,127	5,575,127	5,526,375	48,752	5,025,553
<b>CHELTUIELI CURENTE</b>	01	5,919,350	5,947,000	5,919,350	5,505,783	5,505,783	5,457,031	48,752	5,591,033
<b>TITLUL I CHELTUIELI DE PERSONAL</b>	10	5,000,000	4,800,000	5,000,000	4,841,037	4,841,037	4,841,037	0	5,021,523
Cheltuieli salariale in bani	10.01	3,253,000	2,954,300	3,253,000	3,224,962	3,224,962	3,224,962	0	3,338,374
Salarii de baza	10.01.01	3,066,500	2,724,000	3,066,500	3,041,583	3,041,583	3,041,583	0	3,159,491
Sporuri pentru conditii de munca	10.01.05	105,000	100,000	105,000	103,457	103,457	103,457	0	109,335
Alte sporuri	10.01.06	81,000	130,000	81,000	79,752	79,752	79,752	0	72,597
Indemnizatii de delegare	10.01.13	500	300	500	170	170	170	0	0
Cheltuieli salariale in natura	10.02	1,009,000	1,150,000	1,009,000	919,576	919,576	919,576	0	923,594
Norme de hrana	10.02.02	1,009,000	1,150,000	1,009,000	919,576	919,576	919,576	0	923,594
Contributii	10.03	738,000	695,700	738,000	696,499	696,499	696,499	0	759,037
Contributii de asigurari sociale de stat	10.03.01	508,300	456,000	508,300	506,355	506,355	506,355	0	525,859
Contributii de asigurari de somaj	10.03.02	17,500	15,500	17,500	15,552	15,552	15,552	0	16,284
Contributii de asigurari sociale de sanatate	10.03.03	166,800	152,000	166,800	165,759	165,759	165,759	0	173,535
Contributii de asigurari pentru accidente de munca si boli profesionale	10.03.04	9,500	500	9,500	8,297	8,297	8,297	0	8,679
Prime de asigurare viata plătite de angajator pentru ancajati	10.03.05	33,400	46,200	33,400	0	0	0	0	2,335
Contributii pentru concedii si indemnizatii	10.03.06	2,500	25,500	2,500	536	536	536	0	28,337
<b>TITLUL II BUNURI SI SERVICII</b>	20	919,350	1,147,000	919,350	664,746	664,746	615,994	48,752	369,553
Bunuri si servicii	20.01	443,000	425,000	443,000	384,632	384,632	335,880	48,752	325,823
Furnituri de birou	20.01.01	8,500	6,500	8,500	7,374	7,374	7,374	0	7,308
Material pentru curatenie	20.01.02	1,000	1,000	1,000	731	731	731	0	731
Incalzit, Iluminat si forta motrica	20.01.03	68,000	68,000	68,000	39,461	39,461	39,461	0	39,461
Incalzire-sistem centralizat (ENET)	20.01.03.01	45,000	45,000	45,000	29,169	29,169	29,169	0	29,169
energie electrica (ELECTRICA)	20.01.03.04	23,000	23,000	23,000	10,292	10,292	10,292	0	10,292
Apa, canal si salubritate	20.01.04	7,500	5,500	7,500	5,251	5,251	5,251	0	5,251
Carburanti si lubrifianti	20.01.05	75,000	75,000	75,000	70,000	70,000	70,000	0	62,493
Piese de schimb	20.01.06	13,000	13,000	13,000	11,142	11,142	11,142	0	11,142



**Contul de executie al bugetului institutiilor publice la data de 31.12.2017**  
sursa de finantare : 02

**Capitol 65.02**

Denumire	Codindicator	Credite de angajament	Credite bugetare initiale	Credite bugetare trimestriale	Angajamente bugetare	Angajamente legale	Plati efectuate	Angajamente legale de platit	Cheltuieli efective
<b>TOTAL CHELTUIELI</b>	<b>00</b>	<b>100,205,690</b>	<b>81,161,000</b>	<b>99,309,900</b>	<b>96,516,680</b>	<b>96,516,680</b>	<b>96,500,068</b>	<b>16,612</b>	<b>96,207,396</b>
<b>CHELTUIELI CURENTE</b>	<b>01</b>	<b>95,447,220</b>	<b>79,207,000</b>	<b>95,447,220</b>	<b>94,408,610</b>	<b>94,408,610</b>	<b>94,406,998</b>	<b>1,612</b>	<b>95,271,085</b>
<b>TITLUL I CHELTUIELI DE PERSONAL</b>	<b>10</b>	<b>81,199,000</b>	<b>66,618,000</b>	<b>81,199,000</b>	<b>81,150,827</b>	<b>81,150,827</b>	<b>81,150,827</b>	<b>0</b>	<b>82,649,234</b>
Cheltuieli salariale in bani	10.01	65,993,740	54,275,250	65,993,740	65,975,593	65,975,593	65,975,593	0	67,342,855
Salarii de baza	10.01.01	60,430,630	49,107,500	60,430,630	60,414,802	60,414,802	60,414,802	0	61,782,590
Sporuri pentru conditii de munca	10.01.05	10,400	25,500	10,400	10,362	10,362	10,362	0	10,670
Alte sporuri	10.01.06	204,760	516,950	204,760	204,010	204,010	204,010	0	207,256
Ore suplimentare	10.01.07	0	300	0	0	0	0	0	0
Fond pentru posturi ocupate prin cumul	10.01.10	117,910	146,000	117,910	117,690	117,690	117,690	0	117,213
Fond aferent platii cu ora	10.01.11	5,230,040	4,476,000	5,230,040	5,228,729	5,228,729	5,228,729	0	5,225,126
Indemnizatii platite unor persoane din afara unitatii	10.01.12	0	2,000	0	0	0	0	0	0
Indemnizatii de delegare	10.01.13	0	1,000	0	0	0	0	0	0
Contributii	10.03	15,205,260	12,342,750	15,205,260	15,175,234	15,175,234	15,175,234	0	15,306,379
Contributii de asigurari sociale de stat	10.03.01	10,706,590	8,489,000	10,706,590	10,702,178	10,702,178	10,702,178	0	10,789,994
Contributii de asigurari de somaj	10.03.02	312,740	301,100	312,740	310,348	310,348	310,348	0	313,220
Contributii de asigurari sociale de sanatate	10.03.03	3,433,870	2,782,200	3,433,870	3,428,874	3,428,874	3,428,874	0	3,458,907
Contributii de asigurari pentru accidente de munca si boli profesionale	10.03.04	120,880	149,300	120,880	114,390	114,390	114,390	0	115,432
Contributii pentru concedii si indemnizatii	10.03.06	631,180	621,150	631,180	619,444	619,444	619,444	0	628,826
<b>TITLUL II BUNURI SI SERVICII</b>	<b>20</b>	<b>12,069,370</b>	<b>10,382,000</b>	<b>12,069,370</b>	<b>11,527,475</b>	<b>11,527,475</b>	<b>11,525,863</b>	<b>1,612</b>	<b>10,772,983</b>
Bunuri si servicii	20.01	8,233,400	8,311,800	8,233,400	7,750,944	7,750,944	7,749,860	1,084	7,788,464
Furnituri de birou	20.01.01	87,760	80,800	87,760	86,561	86,561	86,561	0	94,196
Materiale pentru curatenie	20.01.02	187,520	180,500	187,520	184,060	184,060	184,060	0	196,183
Incalzit, iluminat si forta motrica	20.01.03	5,607,110	5,771,300	5,607,110	5,213,028	5,213,028	5,213,028	0	5,178,310
-incalzire-sistem centralizat (ENET)	20.01.03.01	4,583,170	4,702,700	4,583,170	4,283,839	4,283,839	4,283,839	0	4,269,520
-incalzire cu gaze (Distrigaz)	20.01.03.02	388,280	342,200	388,280	353,092	353,092	353,092	0	352,994
-incalzire cu combustibil solid	20.01.03.03	5,750	10,000	5,750	5,745	5,745	5,745	0	1,785

- energie electrica (ELECTRICA)	20.01.04	629,910	716,400	629,910	716,400	629,910	716,400	570,352	570,352	570,352	570,352	554,011
Apa, canal si salubritate	20.01.04	941,270	911,700	941,270	911,700	941,270	911,700	913,079	913,079	913,079	913,079	919,82
Carburanti si lubrifianti	20.01.05	55,080	95,000	55,080	95,000	55,080	95,000	54,923	54,923	54,923	54,923	54,424
Piese de schimb	20.01.06	24,640	24,500	24,640	24,500	24,640	24,500	23,904	23,904	23,904	23,904	24,094
Transport	20.01.07	100,590	140,300	100,590	140,300	100,590	140,300	91,586	91,586	91,586	91,586	91,587
Posta, telecomunicatii, radio, tv, internet	20.01.08	153,650	131,200	153,650	131,200	153,650	131,200	145,995	145,995	145,207	145,207	145,886
Materiale si prestari de servicii cu caracter functional	20.01.09	369,600	418,400	369,600	418,400	369,600	418,400	356,907	356,907	356,907	356,907	370,631
Alte bunuri si servicii pentru intretinere si functionare	20.01.30	706,180	558,100	706,180	558,100	706,180	558,100	680,901	680,901	680,605	680,605	714,326
Reparatii curente	20.02	1,672,180	840,800	1,672,180	840,800	1,672,180	840,800	1,650,918	1,650,918	1,650,918	1,650,918	1,708,883
Medicamente si materiale sanitare	20.04	55,280	68,100	55,280	68,100	55,280	68,100	53,791	53,791	53,791	53,791	56,745
Medicamente	20.04.01	5,300	5,000	5,300	5,000	5,300	5,000	5,276	5,276	5,276	5,276	5,276
Materiale sanitare	20.04.02	920	3,500	920	3,500	920	3,500	919	919	919	919	919
Reactivi	20.04.03	600	2,000	600	2,000	600	2,000	600	600	600	600	600
Dezinfectanti	20.04.04	48,460	57,600	48,460	57,600	48,460	57,600	46,996	46,996	46,996	46,996	500
Bunuri de natura obiectelor de inventar	20.05	1,173,360	174,600	1,173,360	174,600	1,173,360	174,600	1,153,547	1,153,547	1,153,369	1,153,369	49,950
Uniforme si echipament	20.05.01	59,910	3,900	59,910	3,900	59,910	3,900	59,830	59,830	59,830	59,830	344,401
Lenjerie si accesorii de pat	20.05.03	28,580	22,000	28,580	22,000	28,580	22,000	28,262	28,262	28,262	28,262	499
Alte obiecte de inventar	20.05.30	1,084,870	148,700	1,084,870	148,700	1,084,870	148,700	1,065,455	1,065,455	1,065,277	1,065,277	319
Deplasari, detasari, transferari	20.06	8,840	18,500	8,840	18,500	8,840	18,500	6,878	6,878	6,878	6,878	342,283
Deplasari interne, detasari, transferari	20.06.01	8,840	18,500	8,840	18,500	8,840	18,500	6,878	6,878	6,878	6,878	6,878
Materiale de laborator	20.09	4,820	14,500	4,820	14,500	4,820	14,500	4,787	4,787	4,787	4,787	6,078
Carti, publicatii si materiale documentare	20.11	37,460	47,700	37,460	47,700	37,460	47,700	37,203	37,203	37,203	37,203	4,831
Pregatire profesionala	20.13	41,450	39,600	41,450	39,600	41,450	39,600	39,796	39,796	39,796	39,796	7,431
Protectia muncii	20.14	26,220	49,800	26,220	49,800	26,220	49,800	24,145	24,145	24,145	24,145	39,796
Alte cheltuieli	20.30	816,360	816,600	816,360	816,600	816,360	816,600	805,466	805,466	805,116	805,116	24,291
Prime de asigurare non-viata	20.30.03	3,780	10,000	3,780	10,000	3,780	10,000	3,774	3,774	3,774	3,774	791,513
Chirii	20.30.04	171,960	190,000	171,960	190,000	171,960	190,000	171,960	171,960	171,960	171,960	3,774
Alte cheltuieli cu bunuri si servicii	20.30.30	640,620	616,600	640,620	616,600	640,620	616,600	629,732	629,732	629,382	629,382	174,959
<b>TITLUL VII ALTE TRANSFERURI</b>	<b>55</b>	<b>217,000</b>	<b>217,000</b>	<b>217,000</b>	<b>217,000</b>	<b>217,000</b>	<b>217,000</b>	<b>0</b>	<b>0</b>	<b>0</b>	<b>0</b>	<b>615,786</b>
A. Transferuri interne.	55.01	217,000	217,000	217,000	217,000	217,000	217,000	0	0	0	0	0
Finantarea invatamantului particular sau confesional acreditat	55.01.63	217,000	217,000	217,000	217,000	217,000	217,000	0	0	0	0	0
<b>TITLUL VIII PROIECTE CU FINANTARE DIN FONDURI EXTERNE NERAMBURSABILE(FEN) POSTADERARE</b>	<b>56</b>	<b>0</b>	<b>0</b>	<b>0</b>	<b>0</b>	<b>0</b>	<b>0</b>	<b>0</b>	<b>0</b>	<b>0</b>	<b>0</b>	<b>303,796</b>
Programe din Fondul European de Dezvoltare Regionala (FEDR)	56.01	0	0	0	0	0	0	0	0	0	0	303,796
Finantare nationala	56.01.01	0	0	0	0	0	0	0	0	0	0	303,796
Finantare de la Uniunea Europeana	56.01.02	0	0	0	0	0	0	0	0	0	0	12,611
Cheltuieli neeligibile	56.01.03	0	0	0	0	0	0	0	0	0	0	27,414
<b>TITLUL IX ASISTENTA SOCIALA</b>	<b>57</b>	<b>1,289,030</b>	<b>1,287,000</b>	<b>1,289,030</b>	<b>1,287,000</b>	<b>1,289,030</b>	<b>1,287,000</b>	<b>1,195,887</b>	<b>1,195,887</b>	<b>1,195,887</b>	<b>1,195,887</b>	<b>63,971</b>
												<b>1,210,651</b>

Ajutoare sociale	57.02	1,289,030	1,287,000	1,289,030	1,195,887	1,195,887	1,195,887	1,195,887	1,210,551
Ajutoare sociale in numerar	57.02.01	1,088,650	1,036,000	1,088,650	1,077,148	1,077,148	1,077,148	1,077,148	1,092,103
Ajutoare sociale in natura	57.02.02	164,380	216,000	164,380	84,139	84,139	84,139	84,139	83,945
Tichete de cresa si tichete sociale pentru gradinita	57.02.03	36,000	35,000	36,000	34,600	34,600	34,600	34,600	34,500
<b>TITLUL XI ALTE CHELTUIELI</b>	<b>59</b>	<b>672,820</b>	<b>703,000</b>	<b>672,820</b>	<b>534,421</b>	<b>534,421</b>	<b>534,421</b>	<b>534,421</b>	<b>534,421</b>
Burse	59.01	672,820	703,000	672,820	534,421	534,421	534,421	534,421	534,421
<b>70. CHELTUIELI DE CAPITAL (70=71+72)</b>	<b>70</b>	<b>4,758,470</b>	<b>1,954,000</b>	<b>3,900,230</b>	<b>2,147,179</b>	<b>2,147,179</b>	<b>2,147,179</b>	<b>2,132,179</b>	<b>15,000</b>
<b>TITLUL XIII ACTIVE NEFINANCIARE</b>	<b>71</b>	<b>4,758,470</b>	<b>1,954,000</b>	<b>3,900,230</b>	<b>2,147,179</b>	<b>2,147,179</b>	<b>2,147,179</b>	<b>2,132,179</b>	<b>15,000</b>
Active fixe (inclusiv reparatii capitale)	71.01	4,742,410	1,954,000	3,884,170	2,132,027	2,132,027	2,132,027	2,117,027	15,000
Construcții	71.01.01	2,438,880	978,000	1,580,640	1,221,981	1,221,981	1,221,981	1,221,981	420,753
Masini, echipamente si mijloace de transport	71.01.02	340,650	172,000	340,650	330,291	330,291	330,291	330,291	244,393
Mobilier, aparatura biroutica si alte active corporale	71.01.03	0	0	0	0	0	0	0	224,159
Alte active fixe (inclusiv reparatii capitale)	71.01.30	1,962,880	804,000	1,962,880	579,755	579,755	579,755	564,755	15,000
Reparatii capitale aferente activelor fixe	71.03	16,060	0	16,060	15,152	15,152	15,152	15,152	15,000
<b>TITLUL XIX PLATI EFECTUATE IN ANII PRECEDENTI SI RECUPERATE IN ANUL CURENT</b>	<b>85</b>	<b>0</b>	<b>0</b>	<b>-37,550</b>	<b>-39,109</b>	<b>-39,109</b>	<b>-39,109</b>	<b>-39,109</b>	<b>0</b>
Plati efectuate in anii precedenti si recuperate in anul curent	85.01	0	0	-37,550	-39,109	-39,109	-39,109	-39,109	0
Plati efectuate in anii precedenti si recuperate in anul curent in sectiunea de functionare a bugetului local	85.01.01	0	0	-37,550	-39,109	-39,109	-39,109	-39,109	0

PRIMAR,  
Cristi Valentin Misaila

MUNICIPIUL  
FOCSANI

DIRECTOR EXECUTIV,  
Carmen Grosu

Sef serviciu buget-contabilitate,  
Poleana Simona



Contul de executie al bugetului institutiilor publice la data de 31.12.2017  
sursa de finantare : 02

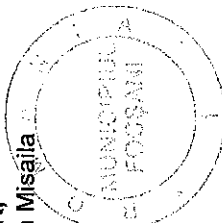
## Capitol 66.02

Denumire	Codindicator	Credite de angajament	Credite bugetare initiale	Credite bugetare trimestriale	Angajamente bugetare	Angajamente legale	Plati efectuate	Angajamente legale de platit	Cheltuieli efective
<b>TOTAL CHELTUIELI</b>									
<b>CHELTUIELI CURENTE</b>									
<b>TITLUL I CHELTUIELI DE PERSONAL</b>									
Cheltuieli salariale in bani	00	5,351,000	4,489,000	5,351,000	3,536,546	3,536,546	3,430,080	56,466	3,518,690
Salarii de baza	01	4,489,000	4,489,000	4,489,000	3,479,980	3,479,980	3,479,980	0	3,507,451
Alte sporuri	10	4,348,000	4,348,000	4,348,000	3,367,153	3,367,153	3,367,153	0	3,373,290
Fond de premii	10.01	3,519,000	3,519,000	3,519,000	2,748,446	2,748,446	2,748,446	0	2,758,571
Indemnizatii de delegare	10.01.06	400,000	3,118,000	3,057,000	2,423,450	2,423,450	2,423,450	0	2,425,971
Contributii	10.01.08	61,000	400,000	400,000	324,860	324,860	324,860	0	327,454
	10.01.13	1,000	0	61,000	0	0	0	0	0
	10.03	829,000	1,000	1,000	136	136	136	0	136
	10.03.01	506,000	829,000	829,000	618,707	618,707	618,707	0	619,714
	10.03.02	70,300	506,000	506,000	434,398	434,398	434,398	0	435,041
	10.03.03	152,100	70,300	70,300	13,742	13,742	13,742	0	13,768
	10.03.04	50,200	152,100	152,100	142,913	142,913	142,913	0	143,130
Transferuri privind contributiile de sanatate pentru persoane beneficiare de ajutor social	10.03.06	50,400	50,200	50,200	4,293	4,293	4,293	0	4,320
<b>TITLUL II BUNURI SI SERVICII</b>									
Bunuri si servicii	20	116,000	50,400	50,400	23,361	23,361	23,361	0	23,401
Furnituri de birou	20.01	51,000	116,000	116,000	88,907	88,907	88,907	0	110,241
Materiale pentru curatenie	20.01.01	7,000	36,000	51,000	39,276	39,276	39,276	0	41,805
Alte bunuri si servicii pentru intretinere si functionare	20.01.02	10,000	4,000	7,000	5,140	5,140	5,140	0	7,051
Medicamente si materiale sanitare	20.01.30	34,000	3,000	10,000	7,569	7,569	7,569	0	8,177
Medicamente	20.04	56,000	29,000	34,000	26,567	26,567	26,567	0	26,567
Materiale sanitare	20.04.01	20,000	45,000	56,000	46,882	46,882	46,882	0	53,147
	20.04.02	28,000	20,000	20,000	15,550	15,550	15,550	0	20,131
					23,468	23,468	23,468	0	30,242

Dezinfectant	20.04.04	8.000	5.000	8.000	7.864	7.864	7.864	0	8.114
Bunuri de natura obiectelor de inventar	20.05	5.000	25.000	5.000	0	0	0	0	2.540
Alte obiecte de inventar	20.05.30	5.000	25.000	5.000	0	0	0	0	2.540
Pregatire profesionala	20.13	1.000	10.000	1.000	200	200	200	0	200
Protectia muncii	20.14	3.000	0	3.000	2.549	2.549	2.549	0	2.549
<b>TITLUL IX ASISTENTA SOCIALA</b>	<b>57</b>	<b>25.000</b>	<b>25.000</b>	<b>25.000</b>	<b>23.920</b>	<b>23.920</b>	<b>23.920</b>	<b>0</b>	<b>23.920</b>
Ajutoare sociale	57.02	25.000	25.000	25.000	23.920	23.920	23.920	0	23.920
Ajutoare sociale in natura	57.02.02	25.000	25.000	25.000	23.920	23.920	23.920	0	23.920
<b>70. CHELTUIELI DE CAPITAL (70=71+72)</b>	<b>70</b>	<b>862.000</b>	<b>0</b>	<b>862.000</b>	<b>56.566</b>	<b>100</b>	<b>100</b>	<b>56.466</b>	<b>11.239</b>
<b>TITLUL XIII ACTIVE NEFINANCIARE</b>	<b>71</b>	<b>862.000</b>	<b>0</b>	<b>862.000</b>	<b>56.566</b>	<b>100</b>	<b>100</b>	<b>56.466</b>	<b>11.239</b>
Active fixe (inclusiv reparatii capitale)	71.01	862.000	0	862.000	56.566	100	100	56.466	11.239
Constructii	71.01.01	837.000	0	837.000	56.566	100	100	56.466	0
Masini, echipamente si mijloace de transport	71.01.02	0	0	0	0	0	0	0	11.239
Alte active fixe (inclusiv reparatii capitale)	71.01.30	25.000	0	25.000	0	0	0	0	0

PRIMAR,

Cristi Văteștin Misajila



DIRECTOR EXECUTIV,

Carmin Grosu

Sef serviciu buget-contabilitate,

Poleana Simona

Contul de executie al bugetului institutiilor publice la data de 31.12.2017  
sursa de finantare : 02

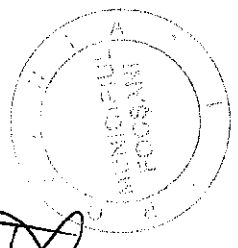
## Capitol 67.02

Denumire	CodIndicator	Credite de angajament	Credite bugetare initiale	Credite bugetare trimestriale	Angajamente bugetare	Angajamente legale	Plati efectuate	Angajamente legale de platit	Cheptuilei efective
<b>TOTAL CHELTUIELI</b>	<b>00</b>	<b>24,829,110</b>	<b>16,959,000</b>	<b>24,354,330</b>	<b>20,200,159</b>	<b>20,200,159</b>	<b>18,615,059</b>	<b>1,585,100</b>	<b>19,277,986</b>
<b>CHELTUIELI CURENTE</b>	<b>01</b>	<b>20,206,590</b>	<b>16,959,000</b>	<b>20,206,590</b>	<b>18,121,846</b>	<b>18,121,846</b>	<b>18,098,062</b>	<b>23,784</b>	<b>18,391,628</b>
<b>TITLUL I CHELTUIELI DE PERSONAL</b>	<b>10</b>	<b>2,096,000</b>	<b>2,000,000</b>	<b>2,096,000</b>	<b>2,090,351</b>	<b>2,090,351</b>	<b>2,090,351</b>	<b>0</b>	<b>2,222,606</b>
Cheltuieli salariale in bani	10.01	1,704,200	1,659,000	1,704,200	1,699,808	1,699,808	1,699,808	0	1,810,813
Salarii de baza	10.01.01	1,633,000	1,576,000	1,633,000	1,632,503	1,632,503	1,632,503	0	1,730,687
Sporuri pentru conditii de munca	10.01.05	22,200	70,000	22,200	22,138	22,138	22,138	0	19,564
Alte sporuri	10.01.06	10,500	10,000	10,500	10,162	10,162	10,162	0	10,654
Fond de premii	10.01.08	38,500	0	38,500	35,005	35,005	35,005	0	49,908
Indemnizatii de delegare	10.01.13	0	3,000	0	0	0	0	0	0
Contributii	10.03	391,800	341,000	391,800	390,543	390,543	390,543	0	411,793
Contributii de asigurari sociale de stat	10.03.01	274,000	240,000	274,000	273,867	273,867	273,867	0	288,902
Contributii de asigurari de somaj	10.03.02	9,000	8,000	9,000	8,575	8,575	8,575	0	9,055
Contributii de asigurari sociale de sanatate	10.03.03	88,500	80,000	88,500	88,500	88,500	88,500	0	94,164
Contributii de asigurari pentru accidente de munca si boli profesionale	10.03.04	4,300	3,000	4,300	4,058	4,058	4,058	0	4,280
Contributii pentru concedii si indemnizatii	10.03.06	16,000	10,000	16,000	15,543	15,543	15,543	0	15,392
<b>TITLUL II BUNURI SI SERVICII</b>	<b>20</b>	<b>4,195,380</b>	<b>3,879,000</b>	<b>4,195,380</b>	<b>3,076,808</b>	<b>3,076,808</b>	<b>3,055,944</b>	<b>20,864</b>	<b>3,030,433</b>
Bunuri si servicii	20.01	1,089,300	898,000	1,089,300	1,035,653	1,035,653	1,031,066	4,587	1,041,854
Furnituri de birou	20.01.01	2,000	1,000	2,000	1,039	1,039	1,039	0	1,039
Materiale pentru curatenie	20.01.02	4,500	3,000	4,500	2,018	2,018	2,018	0	1,993
Incazit, iluminat si forta motrica	20.01.03	55,000	70,000	55,000	42,869	42,869	38,553	4,316	42,869
- energie electrica (ELECTRICA)	20.01.03.04	55,000	70,000	55,000	42,869	42,869	38,553	4,316	42,869
Apa, canal si salubritate	20.01.04	308,300	250,000	308,300	298,950	298,950	298,950	0	298,950
Carburanti si lubrifianti	20.01.05	36,000	45,000	36,000	29,712	29,712	29,712	0	29,210
Piese de schimb	20.01.06	20,000	20,000	20,000	13,509	13,509	13,509	0	13,509

Materiale si prestari de servicii cu caracter functional										
<b>Alte datorii si servicii pentru intretinere si functionare</b>										
Reparatii curente	20.01.09	554,500	400,000	554,500	547,064	547,064	546,934	130	553,494	
	20.01.30	109,000	109,000	109,000	100,492	100,492	100,351	141	100,790	
Bunuri de natura obiectelor de inventar	20.02	131,000	50,000	131,000	129,523	129,523	129,523	0	129,523	
Uniforme si echipament	20.05	76,000	100,000	76,000	68,018	68,018	67,509	509	22,875	
Alte obiecte de inventar	20.05.01	45,000	50,000	45,000	44,775	44,775	44,775	0	2,140	
Deplasari, detasari, transferari	20.05.30	31,000	50,000	31,000	23,243	23,243	22,734	509	20,735	
Deplasari interne, detasari, transferari	20.06	500	2000	500	0	0	0	0	0	
Pregatire profesionala	20.06.01	500	2,000	500	0	0	0	0	0	
Protectia muncii	20.13	3,000	5,000	3,000	1,500	1,500	1,500	0	1,500	
Contributii ale administratiilor publice locale la realizarea unor lucrari si servicii de interes public local, in baza unor conventii sau contracte de asociere	20.14	6,000	4,000	6,000	4,535	4,535	4,535	0	4,535	
	20.19	2,008,380	2,000,000	2,008,380	1,097,757	1,097,757	1,097,757	0	1,097,756	
<b>Alte cheltuieli</b>	20.30	881,200	820,000	881,200	739,822	739,822	724,054	15,768	732,390	
Chirii	20.30.04	2,000	0	2,000	0	0	0	0	0	
Alte cheltuieli cu bunuri si servicii	20.30.30	879,200	820,000	879,200	739,822	739,822	724,054	15,768	732,390	
<b>TITLUL VI TRANSFERURI INTRE UNITATI ALE ADMINISTRATIEI PUBLICE</b>	51	13,895,210	11,060,000	13,895,210	12,951,459	12,951,459	12,951,459	0	12,951,459	
Transferuri curente	51.01	13,736,000	11,030,000	13,736,000	12,860,986	12,860,986	12,860,986	0	12,860,986	
Transferuri catre institutii publice	51.01.01	13,736,000	11,030,000	13,736,000	12,860,986	12,860,986	12,860,986	0	12,860,986	
Transferuri de capital	51.02	159,210	30,000	159,210	90,473	90,473	90,473	0	90,473	
Alte transferuri de capital catre institutii publice	51.02.29	159,210	30,000	159,210	90,473	90,473	90,473	0	90,473	
<b>TITLUL VIII. PROIECTE CU FINANTARE DIN FONDURI EXTERNE NERAMBURSABILE</b>	56								183,903	
Programe din FEDR	56.01								183,903	
Finantare nationala	56.01.01								17,710	
Finantare externa nerambursabila	56.01.02								166,193	
<b>TITLUL XI ALTE CHELTUIELI</b>	59	20,000	20,000	20,000	3,228	3,228	308	2,920	3,227	
Programe pentru tineret	59.08	20,000	20,000	20,000	3,228	3,228	308	2,920	3,227	
<b>70. CHELTUIELI DE CAPITAL (70=71+72)</b>	70	4,622,520	0	4,150,150	2,080,713	2,080,713	519,397	1,561,316	886,358	
<b>TITLUL XIII ACTIVE NEFINANCIARE</b>	71	4,622,520	0	4,150,150	2,080,713	2,080,713	519,397	1,561,316	886,358	
Active fixe (inclusiv reparatii capitale)	71.01	4,622,520	0	4,150,150	2,080,713	2,080,713	519,397	1,561,316	886,358	
Constructii	71.01.01	3,905,620	0	3,433,250	1,806,569	1,806,569	278,342	1,528,227	811,622	
Masini, echipamente si mijloace de transport	71.01.02	361,000	0	361,000	151,973	151,973	151,973	0	57,153	
Mobilier, aparatura birotica si alte active corporale	71.01.03	0	0	0	0	0	0	0	8,333	
Alte active fixe (inclusiv reparatii capitale)	71.01.30	355,900	0	355,900	122,171	122,171	89,082	33,089	9,250	
<b>TITLUL XIX PLATI EFECTUATE IN ANII PRECEDENTI SI RECUPERATE IN ANUL CURENT</b>	85	0	0	-2,410	-2,400	-2,400	-2,400	0	0	
Plati efectuate in anii precedenti si recuperate in anul curent	85.01	0	0	-2,410	-2,400	-2,400	-2,400	0	0	
Plati efectuate in anii precedenti si recuperate in anul curent in sectiunea de functionare a bugetului local	85.01.01	0	0	-1,920	-1,912	-1,912	-1,912	0	0	

Plati efectuate in anii precedenti si recuperate in anul current in sectiunea de dezvoltare a bugetului local	85.01.02	0	0	-490	-488	-488	-488	0	0
--	----------	---	---	------	------	------	------	---	---

**PRIMAR,**  
Cristi Valentin Misaila



**DIRECTOR EXECUTIV,**  
Carmen Grosu

Sef serviciu buget-contabilitate,  
Poieana Simona

*[Handwritten signature]*  
*[Handwritten signature]*

**Contul de executie al bugetului institutiilor publice la data de 31.12.2017**  
sursa de finantare : 02

## Capitol 68.02


Denumire	Cod/Indicator	Credite de angajament	Credite bugetare initiale	Credite bugetare trimestriale	Angajamente bugetare	Angajamente legale	Plati efectuate	Angajamente legale de platit	Cheletuieii efective
<b>TOTAL CHELTUIELI</b>	<b>00</b>	<b>26,222,580</b>	<b>22,383,000</b>	<b>26,094,460</b>	<b>24,389,215</b>	<b>24,389,215</b>	<b>24,352,538</b>	<b>36,677</b>	<b>24,436,848</b>
<b>CHELTUIELI CURENTE</b>	<b>01</b>	<b>25,575,810</b>	<b>22,383,000</b>	<b>25,575,810</b>	<b>24,277,063</b>	<b>24,277,063</b>	<b>24,240,386</b>	<b>36,677</b>	<b>24,389,493</b>
<b>TITLUL I CHELTUIELI DE PERSONAL</b>	<b>10</b>	<b>13,653,000</b>	<b>10,868,000</b>	<b>13,653,000</b>	<b>13,615,203</b>	<b>13,615,203</b>	<b>13,605,336</b>	<b>9,867</b>	<b>13,811,602</b>
Cheletuieii salariale in bani	10.01	11,144,080	9,052,700	11,144,080	11,122,536	11,122,536	11,112,669	9,867	11,280,239
Salarii de baza	10.01.01	10,974,770	8,990,000	10,974,770	10,959,400	10,959,400	10,952,542	6,858	11,127,773
Sporuri pentru conditii de munca	10.01.05	64,410	54,500	64,410	62,894	62,894	62,894	0	57,109
Alte sporuri	10.01.06	18,500	0	18,500	18,080	18,080	18,080	0	13,195
Fond de premii	10.01.08	81,700	0	81,700	80,500	80,500	77,491	3,009	80,500
Indemnizatii platite unor persoane din afara unitatii	10.01.12	2,000	3,000	2,000	744	744	744	0	744
Indemnizatii de delegare	10.01.13	2,700	5,200	2,700	918	918	918	0	918
Contributii	10.03	2,508,920	1,815,300	2,508,920	2,492,667	2,492,667	2,492,667	0	2,531,363
Contributii de asigurari sociale de stat	10.03.01	1,761,910	1,289,000	1,761,910	1,758,388	1,758,388	1,758,388	0	1,785,704
Contributii de asigurari de somaj	10.03.02	48,120	41,500	48,120	44,163	44,163	44,163	0	44,845
Contributii de asigurari sociale de sanatate	10.03.03	579,790	411,000	579,790	577,486	577,486	577,486	0	586,479
Contributii de asigurari pentru accidente de munca si boli profesionale	10.03.04	20,950	14,300	20,950	18,232	18,232	18,232	0	18,152
Transferuri privind contributiile de sanatate pentru persoane beneficiare de ajutor social	10.03.06	98,150	59,500	98,150	94,398	94,398	94,398	0	96,183
<b>TITLUL II BUNURI SI SERVICII</b>	<b>20</b>	<b>4,268,810</b>	<b>3,211,000</b>	<b>4,268,810</b>	<b>3,448,203</b>	<b>3,448,203</b>	<b>3,421,393</b>	<b>26,810</b>	<b>3,342,646</b>
Bunuri si servicii	20.01	812,660	369,900	812,660	636,975	636,975	619,238	17,737	628,149
Furnituri de birou	20.01.01	19,700	19,700	19,700	14,986	14,986	14,986	0	16,429
Materiale pentru curatenie	20.01.02	41,900	39,900	41,900	40,548	40,548	39,774	774	36,588
Incalzit, iluminat si forta motrica	20.01.03	355,600	168,000	355,600	243,467	243,467	234,217	9,250	243,468
Incalzire Enet	20.01.03.01	218,600	82,000	218,600	140,441	140,441	136,349	4,092	151,368
-incalzire cu gaze (Distrigaz)	20.01.03.02	66,440	61,000	66,440	52,351	52,351	47,774	4,577	52,351
- energie electrica (ELECTRICA)	20.01.03.04	70,560	25,000	70,560	50,675	50,675	50,094	581	39,749

Apa, canal si salubritate	20.01.04	95,100	17,400	95,100	17,400	95,100	70,330	70,330	70,330	0	70,330
Carburanti si lubrifianti	20.01.05	18,100	14,000	18,100	14,000	18,100	15,680	15,680	15,680	0	13,397
Piese de schimb	20.01.06	4,800	4,000	4,800	4,000	4,800	2,009	2,009	2,009	0	2,009
Posta, telecomunicatii, radio, tv, internet	20.01.08	27,300	16,100	27,300	16,100	27,300	21,808	21,808	21,808	0	21,776
Materiale si prestari de servicii cu caracter functional	20.01.09	22,760	22,800	22,760	22,800	22,760	20,426	20,426	20,426	0	20,760
Alte bunuri si servicii pentru intretinere si functionare	20.01.30	227,400	68,000	227,400	68,000	227,400	207,721	207,721	200,008	7,713	203,392
Reparatii curente	20.02	210,920	195,000	210,920	195,000	210,920	188,796	188,796	188,796	0	188,796
Hrana	20.03	2,205,000	1,791,000	2,205,000	1,791,000	2,205,000	1,764,643	1,764,643	1,755,603	9,040	1,804,311
Hrana pentru oameni	20.03.01	2,205,000	1,791,000	2,205,000	1,791,000	2,205,000	1,764,643	1,764,643	1,755,603	9,040	1,804,311
Medicamente si materiale sanitare	20.04	17,500	8,500	17,500	8,500	17,500	12,136	12,136	12,103	33	15,122
Medicamente	20.04.01	9,000	4,000	9,000	4,000	9,000	6,010	6,010	6,010	0	6,839
Materiale sanitare	20.04.02	5,000	2,000	5,000	2,000	5,000	3,014	3,014	3,014	0	3,971
Dezinfectanti	20.04.04	3,500	2,500	3,500	2,500	3,500	3,112	3,112	3,079	33	4,312
Bunuri de natura obiectelor de inventar	20.05	180,460	42,000	180,460	42,000	180,460	166,354	166,354	166,354	0	19,429
Uniforme si echipament	20.05.01	6,910	4,500	6,910	4,500	6,910	4,258	4,258	4,258	0	5,459
Lenjerie si accesorii de pat	20.05.03	720	1,000	720	1,000	720	712	712	712	0	2,162
Alte obiecte de inventar	20.05.30	172,830	36,500	172,830	36,500	172,830	161,384	161,384	161,384	0	11,808
Deplasari, detasari, transferari	20.06	52,790	32,000	52,790	32,000	52,790	50,654	50,654	50,654	0	50,654
Deplasari interne, detasari, transferari	20.06.01	51,750	32,000	51,750	32,000	51,750	49,619	49,619	49,619	0	49,619
Deplasari in strainatate	20.06.02	1,040	0	1,040	0	1,040	1,035	1,035	1,035	0	1,035
Carti, publicatii si materiale documentare	20.11	1,000	2,000	1,000	2,000	1,000	0	0	0	0	0
Pregatire profesionala	20.13	23,280	19,300	23,280	19,300	23,280	19,140	19,140	19,140	0	19,140
Protectia muncii	20.14	10,400	9,000	10,400	9,000	10,400	6,523	6,523	6,523	0	6,523
Contributii ale administratiei publice locale la realizarea unor lucrari si servicii de interes public local, in baza unor conventii sau contracte de asociere	20.19	607,000	607,000	607,000	607,000	607,000	495,953	495,953	495,953	0	495,954
Alte cheltuieli	20.30	147,800	135,300	147,800	135,300	147,800	107,029	107,029	107,029	0	114,568
Redama si publicitate	20.30.01	9,200	2,700	9,200	2,700	9,200	2,201	2,201	2,201	0	2,201
Prime de asigurare non-viata	20.30.03	7,600	6,600	7,600	6,600	7,600	4,020	4,020	4,020	0	4,020
Alte cheltuieli cu bunuri si servicii	20.30.30	131,000	126,000	131,000	126,000	131,000	100,808	100,808	100,808	0	108,347
<b>TITLUL VI TRANSFERURI INTRE UNITATI ALE ADMINISTRATIEI PUBLICE</b>	<b>51</b>	<b>0</b>	<b>1,205,000</b>	<b>0</b>	<b>1,205,000</b>	<b>0</b>	<b>0</b>	<b>0</b>	<b>0</b>	<b>0</b>	<b>0</b>
Transferuri curente	51.01	0	1,125,000	0	1,125,000	0	0	0	0	0	0
Transferuri catre institutii publice	51.01.01	0	1,125,000	0	1,125,000	0	0	0	0	0	0
Transferuri de capital	51.02	0	80,000	0	80,000	0	0	0	0	0	0
Alte transferuri de capital catre institutii publice	51.02.29	0	80,000	0	80,000	0	0	0	0	0	0
<b>TITLUL IX ASISTENTA SOCIALA</b>	<b>57</b>	<b>7,654,000</b>	<b>7,099,000</b>	<b>7,654,000</b>	<b>7,099,000</b>	<b>7,654,000</b>	<b>7,213,657</b>	<b>7,213,657</b>	<b>7,213,657</b>	<b>0</b>	<b>7,235,245</b>
Ajutoare sociale	57.02	7,654,000	7,099,000	7,654,000	7,099,000	7,654,000	7,213,657	7,213,657	7,213,657	0	7,235,245
Ajutoare sociale in numerar	57.02.01	4,658,000	4,103,000	4,658,000	4,103,000	4,658,000	4,573,537	4,573,537	4,573,537	0	4,603,345
Ajutoare sociale in natura	57.02.02	2,206,000	2,206,000	2,206,000	2,206,000	2,206,000	2,088,120	2,088,120	2,088,120	0	2,088,120



tichete cadou acordate pt.cheltuieli sociale	57.02.04	790,000	790,000	790,000	790,000	790,000	552,000	552,000	552,000	552,000	0	543,780
<b>70. CHELTUIELI DE CAPITAL (70=71+72)</b>	<b>70</b>	<b>646,770</b>	<b>646,770</b>	<b>646,770</b>	<b>646,770</b>	<b>646,770</b>	<b>240,561</b>	<b>240,561</b>	<b>240,561</b>	<b>240,561</b>	<b>0</b>	<b>47,355</b>
<b>TITLUL XIII ACTIVE NEFINANCIARE</b>	<b>71</b>	<b>646,770</b>	<b>646,770</b>	<b>646,770</b>	<b>646,770</b>	<b>646,770</b>	<b>240,561</b>	<b>240,561</b>	<b>240,561</b>	<b>240,561</b>	<b>0</b>	<b>47,355</b>
Active fixe (inclusiv reparatii capitale)	71.01	646,770	646,770	646,770	646,770	646,770	240,561	240,561	240,561	240,561	0	47,355
Constructii	71.01.01	68,770	68,770	68,770	68,770	68,770	243	243	243	243	0	10,302
Masini, echipamente si mijloace de transport	71.01.02	16,500	16,500	16,500	16,500	16,500	14,191	14,191	14,191	14,191	0	19,157
Mobilier, aparatura birotica si alte active corporale	71.01.03	243,000	243,000	243,000	243,000	243,000	209,227	209,227	209,227	209,227	0	17,896
Alte active fixe (inclusiv reparatii capitale)	71.01.30	318,500	318,500	318,500	318,500	318,500	16,900	16,900	16,900	16,900	0	17,896
<b>TITLUL XIX PLATI EFECTUATE IN ANII PRECEDENTI SI RECUPERATE IN ANUL CURENT</b>	<b>85</b>	<b>0</b>	<b>0</b>	<b>0</b>	<b>0</b>	<b>0</b>	<b>-128,409</b>	<b>-128,409</b>	<b>-128,409</b>	<b>-128,409</b>	<b>0</b>	<b>0</b>
Plati efectuate in anii precedenti si recuperate in anul curent	85.01	0	0	0	0	0	-128,409	-128,409	-128,409	-128,409	0	0
Plati efectuate in anii precedenti si recuperate in anul curent in sectiunea de functionare a bugetului local	85.01.01	0	0	0	0	0	-128,409	-128,409	-128,409	-128,409	0	0

**PRIMAR,**  
Cristi Valentin Misaila



**DIRECTOR EXECUTIV,**

Carareo Grosu

**Sef serviciu buget-contabilitate,**

Poteana Simona

**Contul de executie al bugetului institutiilor publice la data de 31.12.2017**  
**sursa de finantare : 02**


**Capitol 70.02**

Denumire	CodIndicator	Credite de angajament	Credite bugetare initiale	Credite bugetare trimestriale	Angajamente bugetare	Angajamente legale	Plati efectuate	Angajamente legale de platit	Cheltuieli efective
<b>TOTAL CHELTUIELI</b>	<b>00</b>	<b>25,156,030</b>	<b>11,123,000</b>	<b>17,275,570</b>	<b>12,707,090</b>	<b>12,707,090</b>	<b>11,149,891</b>	<b>1,557,199</b>	<b>16,824,564</b>
<b>CHELTUIELI CURENTE</b>	<b>01</b>	<b>13,326,470</b>	<b>11,123,000</b>	<b>12,463,470</b>	<b>9,712,511</b>	<b>9,712,511</b>	<b>9,130,160</b>	<b>582,351</b>	<b>9,012,869</b>
<b>TITLUL I CHELTUIELI DE PERSONAL</b>	<b>10</b>	<b>3,270,000</b>	<b>3,000,000</b>	<b>3,270,000</b>	<b>3,263,335</b>	<b>3,263,335</b>	<b>3,263,335</b>	<b>0</b>	<b>3,453,013</b>
Cheltuieli salariale in bani	10.01	2,659,000	2,433,000	2,659,000	2,656,620	2,656,620	2,656,620	0	2,815,714
Salarii de baza	10.01.01	2,523,000	2,343,000	2,523,000	2,522,624	2,522,624	2,522,624	0	2,657,175
Sporuri pentru conditii de munca	10.01.05	13,500	29,000	13,500	13,205	13,205	13,205	0	11,841
Alte sporuri	10.01.06	65,000	56,000	65,000	64,561	64,561	64,561	0	66,587
Fond de premii	10.01.08	57,000	0	57,000	56,094	56,094	56,094	0	79,975
Indemnizatii de delegare	10.01.13	500	5,000	500	136	136	136	0	136
Contributii	10.03	611,000	567,000	611,000	606,715	606,715	606,715	0	637,299
Contributii de asigurari sociale de stat	10.03.01	425,500	394,000	425,500	424,983	424,983	424,983	0	446,340
Contributii de asigurari de somaj	10.03.02	14,000	13,000	14,000	13,340	13,340	13,340	0	14,025
Contributii de asigurari sociale de sanatate	10.03.03	140,000	132,000	140,000	139,351	139,351	139,351	0	146,409
Contributii de asigurari pentru accidente de munca si boli profesionale	10.03.04	6,500	6,000	6,500	6,278	6,278	6,278	0	6,593
Contributii pentru concedii si indemnizatii	10.03.06	25,000	22,000	25,000	22,763	22,763	22,763	0	23,932
<b>TITLUL II BUNURI SI SERVICII</b>	<b>20</b>	<b>10,032,470</b>	<b>8,099,000</b>	<b>9,169,470</b>	<b>6,425,176</b>	<b>6,425,176</b>	<b>5,842,825</b>	<b>582,351</b>	<b>5,535,856</b>
Bunuri si servicii	20.01	8,177,470	6,662,000	7,357,470	5,091,581	5,091,581	4,546,347	545,234	4,614,272
Furnituri de birou	20.01.01	8,000	5,000	8,000	5,105	5,105	4,312	793	5,105
Materiale pentru curatenie	20.01.02	8,000	6,000	8,000	7,596	7,596	4,641	2,955	4,416
Incalzit, iluminat si forta motrica	20.01.03	2,882,000	3,150,000	2,882,000	2,613,403	2,613,403	2,610,688	2,715	2,612,848
-incalzire-sistem centralizat (ENET)	20.01.03.01	57,000	60,000	57,000	19,827	19,827	19,827	0	19,827
-incalzire cu gaze (Distrigaz)	20.01.03.02	35,000	30,000	35,000	24,915	24,915	24,915	0	24,915
-energie electrica (ELECTRICA)	20.01.03.04	2,790,000	3,060,000	2,790,000	2,568,661	2,568,661	2,565,946	2,715	2,568,106
Apa, canal si salubritate	20.01.04	88,000	80,000	88,000	80,027	80,027	80,027	0	83,498



Plati efectuate in anii precedenti si recuperate in anul current in sectiunea de functionare a bugetului local	85.01.01	0	0	-37,600	-37,603	-37,603	-37,603	-37,603	0	0
Plati efectuate in anii precedenti si recuperate in anul current ?n sectiunea de dezvoltare a bugetului local	85.01.02	0	0	-25,830	-25,984	-25,984	-25,984	-25,984	0	0

**PRIMAR,**  
Cristi Valentin Misaila



**DIRECTOR EXECUTIV,**

Carmen Grosu

**Sef serviciu buget-contabilitate,**


Poieana Simona

Contul de executie al bugetului institutiilor publice la data de 31.12.2017  
sursa de finantare : 02

## Capitol 74.02

Denumire	Codindicator	Credite de angajament	Credite bugetare initiale	Credite bugetare trimestriale	Angajamente bugetare	Angajamente legale	Plati efectuate	Angajamente legale de platit	Cheltuieli efective
<b>TOTAL CHELTUIELI</b>	<b>00</b>	<b>8,028,600</b>	<b>5,185,000</b>	<b>8,028,470</b>	<b>7,223,107</b>	<b>7,223,107</b>	<b>7,220,627</b>	<b>2,480</b>	<b>4,307,804</b>
<b>CHELTUIELI CURENTE</b>	<b>01</b>	<b>4,852,600</b>	<b>3,835,000</b>	<b>4,852,600</b>	<b>4,047,234</b>	<b>4,047,234</b>	<b>4,044,754</b>	<b>2,480</b>	<b>4,038,723</b>
<b>TITLUL I CHELTUIELI DE PERSONAL</b>	<b>10</b>	<b>1,631,000</b>	<b>2,200,000</b>	<b>1,631,000</b>	<b>1,611,590</b>	<b>1,611,590</b>	<b>1,611,590</b>	<b>0</b>	<b>1,489,092</b>
Cheltuieli salariale in bani	10.01	1,315,900	1,779,000	1,315,900	1,311,444	1,311,444	1,311,444	0	1,212,539
Salarii de baza	10.01.01	1,194,000	1,564,000	1,194,000	1,193,744	1,193,744	1,193,744	0	1,105,205
Sporuri pentru conditii de munca	10.01.05	38,700	128,000	38,700	37,264	37,264	37,264	0	32,551
Alte sporuri	10.01.06	77,200	84,000	77,200	76,214	76,214	76,214	0	68,771
Fond de premii	10.01.08	5,000	0	5,000	4,205	4,205	4,205	0	5,995
Indemnizatii de delegare	10.01.13	1,000	3,000	1,000	17	17	17	0	17
Contributii	10.03	315,100	421,000	315,100	300,146	300,146	300,146	0	276,553
Contributii de asigurari sociale de stat	10.03.01	211,000	295,000	211,000	210,181	210,181	210,181	0	194,158
Contributii de asigurari de somaj	10.03.02	9,000	9,000	9,000	6,569	6,569	6,569	0	6,063
Contributii de asigurari sociale de sanatate	10.03.03	69,000	97,000	69,000	68,312	68,312	68,312	0	63,052
Contributii de asigurari pentru accidente de munca si boli profesionale	10.03.04	6,100	4,000	6,100	3,691	3,691	3,691	0	2,958
Contributii pentru concedii si indemnizatii	10.03.06	20,000	16,000	20,000	11,393	11,393	11,393	0	10,322
<b>TITLUL II BUNURI SI SERVICII</b>	<b>20</b>	<b>3,209,000</b>	<b>1,630,000</b>	<b>3,209,000</b>	<b>2,423,044</b>	<b>2,423,044</b>	<b>2,420,564</b>	<b>2,480</b>	<b>2,537,031</b>
Bunuri si servicii	20.01	3,130,350	1,447,000	3,130,350	2,359,701	2,359,701	2,359,701	0	2,481,680
Furnituri de birou	20.01.01	3,000	3,000	3,000	236	236	236	0	236
Materiale pentru curatenie	20.01.02	5,000	3,000	5,000	2,960	2,960	2,960	0	2,960
Incalzit, Iluminat si forta motrica	20.01.03	11,000	11,000	11,000	8,780	8,780	8,780	0	8,780
-incalzire-sistem centralizat (ENET)	20.01.03.01	9,000	9,000	9,000	6,977	6,977	6,977	0	6,977
- energie electrica (ELECTRICA)	20.01.03.04	2,000	2,000	2,000	1,803	1,803	1,803	0	1,803
Apa, canal si salubritate	20.01.04	2,101,350	4,000	2,101,350	1,781,614	1,781,614	1,781,614	0	1,781,614
Carburanti si lubrifianti	20.01.05	241,000	501,000	241,000	159,100	159,100	159,100	0	159,100
Piese de schimb	20.01.06	15,000	35,000	15,000	8,072	8,072	8,072	0	8,072
Materiale si prestari de servicii cu caracter functional	20.01.09	147,000	318,000	147,000	146,323	146,323	146,323	0	146,323
Alte bunuri si servicii pentru intretinere si functionare	20.01.30	607,000	572,000	607,000	252,616	252,616	252,616	0	374,595

Bunuri de natura obiectelor de inventar	20.05	27,000	100,000	27,000	22,479	22,479	19,999	2,480	16,176
Uniforme si echipament	20.05.01	14,000	60,000	14,000	11,696	11,696	11,696	0	13,651
Alte obiecte de inventar	20.05.30	13,000	40,000	13,000	10,783	10,783	8,303	2,480	2,525
Deplasari, detasari, transferari	20.06	2,000	2,000	2,000	45	45	45	0	45
Deplasari interne, detasari, transferari	20.06.01	2,000	2,000	2,000	45	45	45	0	45
Pregatire profesionala	20.13	4,000	4,000	4,000	0	0	0	0	0
Protectia muncii	20.14	6,000	6,000	6,000	4,898	4,898	4,898	0	4,898
Alte cheltuieli	20.30	39,650	71,000	39,650	35,921	35,921	35,921	0	34,232
Prime de asigurare non-viata	20.30.03	8,650	30,000	8,650	8,650	8,650	8,650	0	8,650
Chirii	20.30.04	15,000	15,000	15,000	13,829	13,829	13,829	0	13,829
Alte cheltuieli cu bunuri si servicii	20.30.30	16,000	26,000	16,000	13,442	13,442	13,442	0	11,753
<b>TITLUL VII ALTE TRANSFERURI</b>	<b>55</b>	<b>12,600</b>	<b>5,000</b>	<b>12,600</b>	<b>12,600</b>	<b>12,600</b>	<b>12,600</b>	<b>0</b>	<b>12,600</b>
A. Transferuri interne.	55.01	12,600	5,000	12,600	12,600	12,600	12,600	0	12,600
Alte transferuri curente interne	55.01.18	12,600	5,000	12,600	12,600	12,600	12,600	0	12,600
<b>70. CHELTUIELI DE CAPITAL (70=71+72)</b>	<b>70</b>	<b>3,176,000</b>	<b>1,350,000</b>	<b>3,176,000</b>	<b>3,176,000</b>	<b>3,176,000</b>	<b>3,176,000</b>	<b>0</b>	<b>269,081</b>
<b>TITLUL XIII ACTIVE NEFINANCIARE</b>	<b>71</b>	<b>0</b>	<b>1,350,000</b>	<b>0</b>	<b>0</b>	<b>0</b>	<b>0</b>	<b>0</b>	<b>269,081</b>
Active fixe (inclusiv reparatii capitale)	71.01	0	1,350,000	0	0	0	0	0	269,081
Masini, echipamente si mijloace de transport	71.01.02	0	1,350,000	0	0	0	0	0	266,890
Alte active fixe (inclusiv reparatii capitale)	71.01.30	0	0	0	0	0	0	0	2,191
<b>TITLUL XIV ACTIVE FINANCIARE</b>	<b>72</b>	<b>3,176,000</b>	<b>0</b>	<b>3,176,000</b>	<b>3,176,000</b>	<b>3,176,000</b>	<b>3,176,000</b>	<b>0</b>	<b>0</b>
Active financiare	72.01	3,176,000	0	3,176,000	3,176,000	3,176,000	3,176,000	0	0
Participare la capitalul social al societatiilor comerciale	72.01.01	3,176,000	0	3,176,000	3,176,000	3,176,000	3,176,000	0	0
<b>TITLUL XIX PLATI EFECTUATE IN ANII PRECEDENTI SI RECUPERATE IN ANUL CURENT</b>	<b>85</b>	<b>0</b>	<b>0</b>	<b>-130</b>	<b>-127</b>	<b>-127</b>	<b>-127</b>	<b>0</b>	<b>0</b>
Plati efectuate in anii precedenti si recuperate in anul curent	85.01	0	0	-130	-127	-127	-127	0	0
Plati efectuate in anii precedenti si recuperate in anul curent in sectiunea de functionare a bugetului local	85.01.01	0	0	-130	-127	-127	-127	0	0



PRIMAR,  
Cristi Valentin Misaila

DIRECTOR EXECUTIV,  
Carmen Grosu

Sef serviciu buget-contabilitate,  
Poiana Simona

Contul de executie al bugetului institutiilor publice la data de 31.12.2017  
sursa de finantare : 02

## Capitol 80.02

Denumire	Cod indicat or	Credite de angajament	Credite bugetare initiale	Credite bugetare trimestriale	Angajamente bugetare	Angajamente legale	Plati efectuate	Angajamente legale de platit	Cheltuieli efective
<b>TOTAL CHELTUIELI</b>	<b>00</b>	<b>3,537,500</b>	<b>5,927,500</b>	<b>3,537,500</b>	<b>3,521,545</b>	<b>3,521,545</b>	<b>3,521,545</b>	<b>0</b>	<b>323,747</b>
<b>CHELTUIELI CURENTE</b>	<b>01</b>	<b>327,500</b>	<b>1,727,500</b>	<b>327,500</b>	<b>323,747</b>	<b>323,747</b>	<b>323,747</b>	<b>0</b>	<b>323,747</b>
<b>TITLUL II BUNURI SI SERVICII</b>	<b>20</b>	<b>327,500</b>	<b>1,727,500</b>	<b>327,500</b>	<b>323,747</b>	<b>323,747</b>	<b>323,747</b>	<b>0</b>	<b>323,747</b>
Alte cheltuieli	20.30	327,500	1,727,500	327,500	323,747	323,747	323,747	0	323,747
Alte cheltuieli cu bunuri si servicii	20.30.30	327,500	1,727,500	327,500	323,747	323,747	323,747	0	323,747
<b>79. OPERATIUNI FINANCIARE (79=80+81)</b>	<b>79</b>	<b>3,210,000</b>	<b>4,200,000</b>	<b>3,210,000</b>	<b>3,197,798</b>	<b>3,197,798</b>	<b>3,197,798</b>	<b>0</b>	<b>0</b>
<b>TITLUL XVII RAMBURSARI DE CREDITE</b>	<b>81</b>	<b>3,210,000</b>	<b>4,200,000</b>	<b>3,210,000</b>	<b>3,197,798</b>	<b>3,197,798</b>	<b>3,197,798</b>	<b>0</b>	<b>0</b>
Rambursari de credite interne	81.02	3,210,000	4,200,000	3,210,000	3,197,798	3,197,798	3,197,798	0	0
Rambursari de credite interne garantate	81.02.01	10,000	250,000	10,000	0	0	0	0	0
Rambursari de credite aferente datoriei publice interne locale	81.02.05	3,200,000	3,950,000	3,200,000	3,197,798	3,197,798	3,197,798	0	0

PRIMAR,

Cristi Valentin Misaila

DIRECTOR EXECUTIV,

Carmen Grosu

Sef serviciu buget-contabilitate,  
Poiana Simona



**Contul de executie al bugetului institutiilor publice la data de 31.12.2017**  
**sursa de finantare : 02**

**Capitol 81.02**

Denumire	CodIndicativ	Credite de angajament	Credite bugetare initiale	Credite bugetare trimestriale	Angajamente bugetare	Angajamente legale	Plati efectuate	Angajamente legale de platit	Cheltuieli efective
<b>TOTAL CHELTUIELI</b>	<b>00</b>	<b>12,916,600</b>	<b>10,960,000</b>	<b>12,837,000</b>	<b>12,150,379</b>	<b>12,150,379</b>	<b>10,270,927</b>	<b>1,879,452</b>	<b>9,636,668</b>
<b>CHELTUIELI CURENTE</b>	<b>01</b>	<b>10,320,000</b>	<b>10,910,000</b>	<b>10,320,000</b>	<b>10,201,525</b>	<b>10,201,525</b>	<b>10,201,525</b>	<b>0</b>	<b>9,391,065</b>
<b>TITLUL II BUNURI SI SERVICII</b>	<b>20</b>	<b>12,000</b>	<b>10,000</b>	<b>12,000</b>	<b>9,938</b>	<b>9,938</b>	<b>9,938</b>	<b>0</b>	<b>10,571</b>
Bunuri si servicii	20.01	12,000	10,000	12,000	9,938	9,938	9,938	0	9,938
Furnituri de birou	20.01.01	10,000	7,000	10,000	8,330	8,330	8,330	0	8,330
Materiale si prestari de servicii cu caracter functional	20.01.09	2,000	3,000	2,000	1,608	1,608	1,608	0	1,608
Alte cheltuieli	20.30	0	0	0	0	0	0	0	0
Alte cheltuieli cu bunuri si servicii	20.30.30	0	0	0	0	0	0	0	633
<b>TITLUL IV SUBVENTII</b>	<b>40</b>	<b>9,706,000</b>	<b>10,000,000</b>	<b>9,706,000</b>	<b>9,704,616</b>	<b>9,704,616</b>	<b>9,704,616</b>	<b>0</b>	<b>8,886,341</b>
Subventii pentru acoperirea diferentelor de pret si tarif	40.03	9,706,000	10,000,000	9,706,000	9,704,616	9,704,616	9,704,616	0	8,886,341
<b>TITLUL VIII PROIECTE CU FINANTARE DIN FONDURI EXTERNE NERAMBURSABILE(FEN) POSTADERARE</b>	<b>56</b>	<b>0</b>	<b>0</b>	<b>0</b>	<b>0</b>	<b>0</b>	<b>0</b>	<b>0</b>	<b>7,182</b>
Programe din Fondul de Coeziune	56.03	0	0	0	0	0	0	0	7,182
Finanțarea națională **)	56.03.01	0	0	0	0	0	0	0	4,275
Finanțarea Uniunii Europene **)	56.03.02	0	0	0	0	0	0	0	2,907
<b>TITLUL IX ASISTENTA SOCIALA</b>	<b>57</b>	<b>602,000</b>	<b>900,000</b>	<b>602,000</b>	<b>486,971</b>	<b>486,971</b>	<b>486,971</b>	<b>0</b>	<b>486,971</b>
Ajutoare sociale	57.02	602,000	900,000	602,000	486,971	486,971	486,971	0	486,971
Ajutoare sociale in numerar	57.02.01	602,000	900,000	602,000	486,971	486,971	486,971	0	486,971
<b>70. CHELTUIELI DE CAPITAL (70=71+72)</b>	<b>70</b>	<b>2,596,600</b>	<b>50,000</b>	<b>2,517,000</b>	<b>1,948,854</b>	<b>1,948,854</b>	<b>69,402</b>	<b>1,879,452</b>	<b>245,603</b>
<b>TITLUL XIII ACTIVE NEFINANCIARE</b>	<b>71</b>	<b>2,596,600</b>	<b>50,000</b>	<b>2,517,000</b>	<b>1,948,854</b>	<b>1,948,854</b>	<b>69,402</b>	<b>1,879,452</b>	<b>245,603</b>
Active fixe (inclusiv reparatii capitale)	71.01	2,596,600	50,000	2,517,000	1,948,854	1,948,854	69,402	1,879,452	245,603
Constructii	71.01.01	2,546,600	0	2,467,000	1,948,854	1,948,854	69,402	1,879,452	245,603
Alte active fixe (inclusiv reparatii capitale)	71.01.30	50,000	50,000	50,000	0	0	0	0	0



**PRIMAR,**  
Cristi Valentin Misaila

**DIRECTOR EXECUTIV,**

Camelia Grosu

**Sef serviciu buget-contabilitate,**

Poiana Simona


**Contul de executie al bugetului institutiilor publice la data de 31.12.2017**  
sursa de finantare : 02

**Capitol 84.02**

Denumire	CodIndicator	Credite de angajament	Credite bugetare initiale	Credite bugetare trimestriale	Angajamente bugetare	Angajamente legale	Plati efectuate	Angajamente legale de platit	Cheltuieli efective
<b>TOTAL CHELTUIELI</b>	<b>00</b>	<b>36,869,780</b>	<b>4,610,000</b>	<b>16,541,170</b>	<b>13,323,601</b>	<b>13,323,601</b>	<b>9,606,774</b>	<b>3,716,827</b>	<b>5,925,985</b>
<b>CHELTUIELI CURENTE</b>	<b>01</b>	<b>4,940,000</b>	<b>4,360,000</b>	<b>4,940,000</b>	<b>4,249,815</b>	<b>4,249,815</b>	<b>4,247,563</b>	<b>2,252</b>	<b>4,187,527</b>
<b>TITLUL I CHELTUIELI DE PERSONAL</b>	<b>10</b>	<b>700,000</b>	<b>800,000</b>	<b>700,000</b>	<b>683,979</b>	<b>683,979</b>	<b>683,979</b>	<b>0</b>	<b>713,439</b>
Cheltuieli salariale in bani	10.01	554,000	644,000	554,000	551,561	551,561	551,561	0	578,874
Salarii de baza	10.01.01	521,500	621,000	521,500	520,935	520,935	520,935	0	543,921
Sporuri pentru conditii de munca	10.01.05	4,000	11,000	4,000	3,948	3,948	3,948	0	3,417
Alte sporuri	10.01.06	15,000	9,000	15,000	14,931	14,931	14,931	0	14,802
Fond de premii	10.01.08	13,000	0	13,000	11,713	11,713	11,713	0	16,700
Indemnizatii de delegare	10.01.13	500	3,000	500	34	34	34	0	34
Contributii	10.03	146,000	156,000	146,000	132,418	132,418	132,418	0	134,565
Contributii de asigurari sociale de stat	10.03.01	92,000	108,000	92,000	91,347	91,347	91,347	0	95,129
Contributii de asigurari de somaj	10.03.02	4,000	4,000	4,000	2,786	2,786	2,786	0	2,903
Contributii de asigurari sociale de sanatate	10.03.03	33,000	36,000	33,000	28,951	28,951	28,951	0	30,179
Contributii de asigurari pentru accidente de munca si boli profesionale	10.03.04	2,000	2,000	2,000	1,365	1,365	1,365	0	1,421
Contributii pentru concedii si indemnizatii	10.03.06	15,000	6,000	15,000	7,969	7,969	7,969	0	4,933
<b>TITLUL II BUNURI SI SERVICII</b>	<b>20</b>	<b>4,240,000</b>	<b>3,560,000</b>	<b>4,240,000</b>	<b>3,565,836</b>	<b>3,565,836</b>	<b>3,563,584</b>	<b>2,252</b>	<b>3,474,088</b>
Bunuri si servicii	20.01	1,337,000	1,327,000	1,337,000	1,269,086	1,269,086	1,266,834	2,252	1,273,270
Furnituri de birou	20.01.01	2,000	2,000	2,000	100	100	100	0	100
Apa, canal si salubritate	20.01.04	1,010,000	1,000,000	1,010,000	1,007,974	1,007,974	1,007,974	0	1,007,974
Materiale si prestari de servicii cu caracter functional	20.01.09	90,000	90,000	90,000	76,660	76,660	75,760	900	76,660
Alte bunuri si servicii pentru intretinere si functionare	20.01.30	235,000	235,000	235,000	184,352	184,352	183,000	1,352	188,536
Reparatii curente	20.02	2,430,000	1,800,000	2,430,000	1,977,716	1,977,716	1,977,716	0	1,977,716
Bunuri de natura obiectelor de inventar	20.05	458,000	418,000	458,000	318,105	318,105	318,105	0	222,173
Uniforme si echipament	20.05.01	21,000	16,000	21,000	14,775	14,775	14,775	0	386
Alte obiecte de inventar	20.05.30	437,000	402,000	437,000	303,330	303,330	303,330	0	221,787

Protectia muncii	20.14	3,000	3,000	3,000	3,000	929	929	929	0	929	0	929
Alte cheltuieli	20.30	12,000	12,000	12,000	12,000	0	0	0	0	0	0	0
Alte cheltuieli cu bunuri si servicii	20.30.30	12,000	12,000	12,000	12,000	0	0	0	0	0	0	0
<b>70. CHELTUIELI DE CAPITAL (70=71+72)</b>	<b>70</b>	<b>31,929,780</b>	<b>250,000</b>	<b>250,000</b>	<b>11,604,600</b>	<b>9,077,209</b>	<b>9,077,209</b>	<b>5,362,634</b>	<b>3,714,575</b>	<b>5,362,634</b>	<b>3,714,575</b>	<b>1,738,458</b>
<b>TITLUL XIII ACTIVE NEFINANCIARE</b>	<b>71</b>	<b>29,129,780</b>	<b>250,000</b>	<b>250,000</b>	<b>8,804,600</b>	<b>6,277,209</b>	<b>6,277,209</b>	<b>2,562,634</b>	<b>3,714,575</b>	<b>2,562,634</b>	<b>3,714,575</b>	<b>1,738,458</b>
Active fixe (inclusiv reparatii capitale)	71.01	29,129,780	0	0	8,804,600	6,277,209	6,277,209	2,562,634	3,714,575	2,562,634	3,714,575	1,738,458
(Constructii	71.01.01	27,409,780	0	0	7,084,600	6,099,417	6,099,417	2,455,052	3,644,365	2,455,052	3,644,365	1,673,023
Masini, echipamente si mijloace de transport	71.01.02	416,000	250,000	250,000	416,000	11,192	11,192	11,192	0	11,192	0	8,945
Alte active fixe (inclusiv reparatii capitale)	71.01.30	1,304,000	0	0	1,304,000	166,600	166,600	96,390	70,210	166,600	70,210	56,490
<b>TITLUL XIV ACTIVE FINANCIARE</b>	<b>72</b>	<b>2,800,000</b>	<b>0</b>	<b>0</b>	<b>2,800,000</b>	<b>2,800,000</b>	<b>2,800,000</b>	<b>2,800,000</b>	<b>0</b>	<b>2,800,000</b>	<b>0</b>	<b>0</b>
Active financiare	72.01	2,800,000	0	0	2,800,000	2,800,000	2,800,000	2,800,000	0	2,800,000	0	0
Participare la capitalul social al societatiilor comerciale	72.01.01	2,800,000	0	0	2,800,000	2,800,000	2,800,000	2,800,000	0	2,800,000	0	0
<b>TITLUL XIX PLATI EFECTUATE IN ANII PRECEDENTI SI RECUPERATE IN ANUL CURENT</b>	<b>85</b>	<b>0</b>	<b>0</b>	<b>0</b>	<b>-3,430</b>	<b>-3,423</b>	<b>-3,423</b>	<b>-3,423</b>	<b>0</b>	<b>-3,423</b>	<b>0</b>	<b>0</b>
Plati efectuate in anii precedenti si recuperate in anul curent	85.01	0	0	0	-3,430	-3,423	-3,423	-3,423	0	-3,423	0	0
Plati efectuate in anii precedenti si recuperate in anul curent in sectiunea de functionare a bugetului local	85.01.01	0	0	0	-3,430	-3,423	-3,423	-3,423	0	-3,423	0	0

PRIMAR,  
Cristi Valentin Misaila




DIRECTOR EXECUTIV,

Carmen Grosu



Sef serviciu buget-contabilitate,

Poiana Simona



**Contul de executie al bugetului institutiilor publice la data de 31.12.2017**  
**sursa de finantare : 10**

Cod Indicator	Denumire	Prev. bug. initiale	Prev. bug. trim./def.	Drepturi const. TOTAL	Drepturi const. din anii precedenti	Drepturi const. anul curent	Incassari realizate	Stingeri pe alte cai decat incasari	Drepturi const. de incasat
V	TOTAL VENITURI	19,466,500	20,717,500	18,002,117	104,442	17,897,675	18,021,152	0	-19,035
I	I. VENITURI CURENTE	5,336,200	4,939,990	4,025,747	104,442	3,921,305	4,044,782	0	-19,035
C	C. VENITURI NEFISCALE	5,336,200	4,939,990	4,025,747	104,442	3,921,305	4,044,782	0	-19,035
CI	CI. VENITURI DIN PROPRIETATE	395,350	391,350	237,483	-42,047	279,530	282,250	0	-44,767
30.10	Venituri din proprietate	395,350	391,350	237,483	-42,047	279,530	282,250	0	-44,767
30.10.05	Venituri din concesiuni si inchirieri	366,350	362,350	237,483	-42,047	279,530	282,250	0	-44,767
30.10.05.30	Alte venituri din concesiuni si inchirieri de catre institutiile publice	366,350	362,350	237,483	-42,047	279,530	282,250	0	-44,767
30.10.50	Alte venituri din proprietate	29,000	29,000	0	0	0	0	0	-44,767
C2	C2. VANZARI DE BUNURI SI SERVICII	4,940,850	4,548,640	3,788,264	146,489	3,641,775	3,762,532	0	0
33.10	Venituri din prestari de servicii si alte activitati	4,611,200	4,181,040	3,437,857	146,489	3,291,368	3,412,125	0	25,732
33.10.05	Taxe si alte venituri in invatamant	863,800	885,300	552,703	22,420	530,283	533,665	0	19,038
33.10.08	Venituri din prestari de servicii	49,000	53,000	45,077	87,880	-42,803	45,077	0	0
33.10.13	Contributia de intretinere a persoanelor asistate	480,000	0	0	25,537	-25,537	0	0	0
33.10.14	Contributia elevilor si studentilor pt internate, camine si cantine	2,456,500	2,456,500	2,249,147	-3,562	2,252,709	2,252,953	0	-3,806
33.10.19	Venituri din serbari si spectacole scolare, manifestari culturale, artistice si sportive	405,000	420,000	306,626	6,700	299,926	300,926	0	5,700
33.10.50	Alte venituri din prestari de servicii si alte activitati	356,900	366,240	284,304	7,514	276,790	279,504	0	4,800
34.10	Venituri din taxe administrative, eliberari permise	295,000	295,000	271,836	0	271,836	271,836	0	0
34.10.50	Alte venituri din taxe administrative, eliberari permise	295,000	295,000	271,836	0	271,836	271,836	0	0
36.10	Diverse venituri	0	0	114	0	114	114	0	0
36.10.50	Alte venituri	0	0	114	0	114	114	0	0
37.10	Transferuri voluntare, altele decat subventiile	34,650	72,600	78,457	0	78,457	78,457	0	0
37.10.01	Donatii si sponsorizari	34,650	72,600	78,457	0	78,457	78,457	0	0
III	III. OPERATIUNI FINANCIARE	839,800	839,800	0	0	0	0	0	0
40.10	Incassari din rambursarea imprumuturilor acordate	70,000	101,700	0	0	0	0	0	0
40.10.15	Sume utilizate din excedentul anului precedent pentru efectuarea de cheltuieli	70,000	101,700	0	0	0	0	0	0
40.10.15.02	Sume utilizate de administratiile locale din excedentul anului precedent pentru sectiunea dezvoltare	70,000	93,700	0	0	0	0	0	0

40.10.15.01	Sume utilizate de administratiile locale din excedentul anului precedent pentru sectiunea de functionare	0	8,000	0	0	0	0	0	0	0	0
41.10	Alte operatiuni financiare	769,800	738,100	0	0	0	0	0	0	0	0
41.10.06	Sume din excedentul anului precedent pentru acoperirea golurilor temporare de casa	769,800	738,100	0	0	0	0	0	0	0	0
IV	IV. SUBVENTII	13,290,500	14,937,710	13,976,370	0	13,976,370	13,976,370	13,976,370	0	0	0
00.18	SUBVENTII DE LA ALTE NIVELE ALE ADMINISTRATIEI PUBLICE	13,290,500	14,937,710	13,976,370	0	13,976,370	13,976,370	13,976,370	0	0	0
43.10	Subventii de la alte administratii	13,290,500	14,937,710	13,976,370	0	13,976,370	13,976,370	13,976,370	0	0	0
43.10.09	Subventii pentru institutii publice	13,170,000	14,768,000	13,880,304	0	13,880,304	13,880,304	13,880,304	0	0	0
43.10.19	Subventii pentru institutii publice destinate sectiunii de dezvoltare	120,500	169,710	96,066	0	96,066	96,066	96,066	0	0	0

**PRIMAR,**  
Cristi Valentin Misaila



**DIRECTOR EXECUTIV,**

Carmen Grosu

**Sef serviciu buget-contabilitate,**

Poiana Simona

**Contul de executie al bugetului institutiilor publice la data de 31.12.2017**  
**sursa de finantare : 10**

Denumire	Codindicator	Credite de angajament	Credite bugetare initiale	Credite bugetare trimestriale	Angajamente bugetare	Angajamente legale	Plati efectuate	Angajamente legale de platit	Cheltuieli efective
<b>TOTAL CHELTUIELI</b>	<b>C</b>	<b>20,772,500</b>	<b>19,466,500</b>	<b>20,717,500</b>	<b>18,229,496</b>	<b>18,229,496</b>	<b>18,107,669</b>	<b>121,827</b>	<b>18,348,734</b>
<b>Partea I-a SERVICII PUBLICE GENERALE</b>	<b>50.10</b>	<b>1,392,500</b>	<b>1,320,500</b>	<b>1,337,500</b>	<b>1,302,257</b>	<b>1,302,257</b>	<b>1,296,747</b>	<b>5,510</b>	<b>1,374,575</b>
Alte servicii publice generale	54.10	1,392,500	1,320,500	1,337,500	1,302,257	1,302,257	1,296,747	5,510	1,374,575
Servicii publice comunitare de evidenta a persoanelor	54.10.10	1,392,500	1,320,500	1,337,500	1,302,257	1,302,257	1,296,747	5,510	1,374,575
<b>Partea a III-a CHELTUIELI SOCIAL-CULTURALE</b>	<b>64.10</b>	<b>19,380,000</b>	<b>18,146,000</b>	<b>19,380,000</b>	<b>16,927,239</b>	<b>16,927,239</b>	<b>16,810,922</b>	<b>116,317</b>	<b>16,974,159</b>
<b>INVATAMANT</b>	<b>65.10</b>	<b>4,815,590</b>	<b>4,761,000</b>	<b>4,815,590</b>	<b>3,365,555</b>	<b>3,365,555</b>	<b>3,359,030</b>	<b>6,525</b>	<b>3,534,171</b>
Invatamant prescolar si primar	65.10.03	2,134,740	2,100,700	2,134,740	1,685,196	1,685,196	1,678,671	6,525	1,782,706
Invatamant prescolar	65.10.03.01	1,994,600	1,975,800	1,994,600	1,619,866	1,619,866	1,615,338	4,528	1,645,385
Invatamant primar	65.10.03.02	140,140	124,900	140,140	65,330	65,330	63,333	1,997	137,321
Invatamant secundar	65.10.04	1,882,850	1,862,300	1,882,850	1,162,852	1,162,852	1,162,852	0	1,225,728
Invatamant secundar superior	65.10.04.02	1,882,850	1,862,300	1,882,850	1,162,852	1,162,852	1,162,852	0	1,225,728
Invatamant postliceal	65.10.05	798,000	798,000	798,000	517,507	517,507	517,507	0	525,737
Cultura, recreere si religie	67.10	14,564,410	11,700,000	14,564,410	13,561,684	13,561,684	13,451,892	109,792	13,439,988
Servicii culturale	67.10.03	7,169,410	6,700,000	7,169,410	6,970,462	6,970,462	6,860,670	109,792	7,021,613
Instituti publice de spectacole si concerte	67.10.03.04	5,620,210	4,970,000	5,620,210	5,469,419	5,469,419	5,361,995	107,424	5,439,406
Casa de cultura	67.10.03.06	1,549,200	1,730,000	1,549,200	1,501,043	1,501,043	1,498,675	2,368	1,582,207
Servicii recreative si sportive	67.10.05	7,395,000	5,000,000	7,395,000	6,591,222	6,591,222	6,591,222	0	6,418,375
Sport	67.10.05.01	7,395,000	5,000,000	7,395,000	6,591,222	6,591,222	6,591,222	0	6,418,375
Asigurari si asistenta sociala	68.10	0	1,685,000	0	0	0	0	0	0
Asistenta acordata persoanelor in varsta	68.10.04	0	1,685,000	0	0	0	0	0	0

  
**PRIMAR,**  
 Cristi Valentin Misaila

**DIRECTOR EXECUTIV,**

Carmen Grosu

**Sef serviciu buget-contabilitate,**  
 Poiana Simona

**Contul de executie al bugetului institutiilor publice la data de 31.12.2017**  
**sursa de finantare : 10**

**Capitol 54.10**


Denumire	CodIndicator	Credite de angajament	Credite bugetare initiale	Credite bugetare trimestriale	Angajamente bugetare	Angajamente legale	Plati efectuate	Angajamente legale de platit	Cheltuieli efective
<b>TOTAL CHELTUIELI</b>	<b>00</b>	<b>1,392,500</b>	<b>1,320,500</b>	<b>1,337,500</b>	<b>1,302,257</b>	<b>1,302,257</b>	<b>1,296,747</b>	<b>5,510</b>	<b>1,374,575</b>
<b>CHELTUIELI CURENTE</b>	<b>01</b>	<b>1,382,000</b>	<b>1,310,000</b>	<b>1,382,000</b>	<b>1,354,979</b>	<b>1,354,979</b>	<b>1,349,469</b>	<b>5,510</b>	<b>1,371,947</b>
<b>TITLUL I CHELTUIELI DE PERSONAL</b>	<b>10</b>	<b>1,148,000</b>	<b>1,100,000</b>	<b>1,148,000</b>	<b>1,134,733</b>	<b>1,134,733</b>	<b>1,134,733</b>	<b>0</b>	<b>1,156,372</b>
Cheltuieli salariale in bani	10.01	950,500	917,000	950,500	938,147	938,147	938,147	0	948,048
Salarii de baza	10.01.01	924,600	916,000	924,600	920,026	920,026	920,026	0	929,927
Fond de premii	10.01.08	25,800	0	25,800	18,088	18,088	18,088	0	18,088
Indemnizatii platite unor persoane din afara unitatii	10.01.12	100	0	100	33	33	33	0	33
Indemnizatii de delegare	10.01.13	0	1,000	0	0	0	0	0	0
Contributii	10.03	197,500	183,000	197,500	196,586	196,586	196,586	0	208,324
Contributii de asigurari sociale de stat	10.03.01	134,400	129,000	134,400	134,315	134,315	134,315	0	145,268
Contributii de asigurari de somaj	10.03.02	4,300	4,000	4,300	4,232	4,232	4,232	0	4,585
Contributii de asigurari sociale de sanatate	10.03.03	45,500	42,000	45,500	45,468	45,468	45,468	0	49,300
Contributii de asigurari pentru accidente de munca si boli profesionale	10.03.04	1,300	1,000	1,300	1,270	1,270	1,270	0	1,376
Contributii pentru concedii si indemnizatii	10.03.06	12,000	7,000	12,000	11,301	11,301	11,301	0	7,795
<b>TITLUL II BUNURI SI SERVICII</b>	<b>20</b>	<b>234,000</b>	<b>210,000</b>	<b>234,000</b>	<b>220,246</b>	<b>220,246</b>	<b>214,736</b>	<b>5,510</b>	<b>215,575</b>
Bunuri si servicii	20.01	119,600	90,000	119,600	113,248	113,248	107,738	5,510	115,508
Furnituri de birou	20.01.01	14,500	12,000	14,500	11,927	11,927	11,927	0	12,053
Materiale pentru curatenie	20.01.02	1,000	1,000	1,000	999	999	999	0	759
Incalzit, Iluminat si forta motrica	20.01.03	19,000	16,000	19,000	16,850	16,850	15,726	1,124	16,850
-incalzire-sistem centralizat (ENET)	20.01.03.01	15,000	12,000	15,000	13,907	13,907	12,783	1,124	13,907
- energie electrica (ELECTRICA)	20.01.03.04	4,000	4,000	4,000	2,943	2,943	2,943	0	2,943
Apa, canal si salubritate	20.01.04	3,000	3,000	3,000	2,518	2,518	2,518	0	2,518
Carburanti si lubrifianti	20.01.05	2,500	3,000	2,500	0	0	0	0	2,300
Posta, telecomunicatii, radio, tv, internet	20.01.08	14,000	12,000	14,000	13,661	13,661	13,634	27	13,661
Alte bunuri si servicii pentru intretinere si functionare	20.01.30	65,600	43,000	65,600	67,293	67,293	62,934	4,359	67,367
Bunuri de natura obiectelor de inventar	20.05	14,000	10,000	14,000	6,931	6,931	6,931	0	0



Alte obiecte de inventar	20.05.30	14,000	10,000	14,000	6,931	6,931	6,931	0	0
Deplasari, detasari, transferari	20.06	26,000	30,000	26,000	25,836	25,836	25,836	0	25,836
Deplasari interne, detasari, transferari	20.06.01	26,000	30,000	26,000	25,836	25,836	25,836	0	25,836
Carti, publicatii si materiale documentare	20.11	0	1,000	0	0	0	0	0	0
Pregatire profesionala	20.13	4,400	9,000	4,400	4,400	4,400	4,400	0	4,400
Alte cheltuieli	20.30	70,000	70,000	70,000	69,831	69,831	69,831	0	69,831
Chirii	20.30.04	70,000	70,000	70,000	69,831	69,831	69,831	0	69,831
<b>70. CHELTUIELI DE CAPITAL (70=71+72)</b>	<b>70</b>	<b>10,500</b>	<b>10,500</b>	<b>10,500</b>	<b>5,593</b>	<b>5,593</b>	<b>5,593</b>	<b>0</b>	<b>2,628</b>
<b>TITLUL XIII ACTIVE NEFINANCIARE</b>	<b>71</b>	<b>10,500</b>	<b>10,500</b>	<b>10,500</b>	<b>5,593</b>	<b>5,593</b>	<b>5,593</b>	<b>0</b>	<b>2,628</b>
Active fixe (inclusiv reparatii capitale)	71.01	10,500	10,500	10,500	5,593	5,593	5,593	0	2,628
Masini, echipamente si mijloace de transport	71.01.02	10,500	10,500	10,500	5,593	5,593	5,593	0	2,628
<b>TITLUL XIX PLATI EFECTUATE IN ANII PRECEDENTI SI RECUPERATE IN ANUL CURENT</b>	<b>85</b>	<b>0</b>	<b>0</b>	<b>-55,000</b>	<b>-58,315</b>	<b>-58,315</b>	<b>-58,315</b>	<b>0</b>	<b>0</b>
Plati efectuate in anii precedenti si recuperate in anul curent	85.01	0	0	-55,000	-58,315	-58,315	-58,315	0	0
Plati efectuate in anii precedenti si recuperate in anul curent in sectiunea de functionare a bugetului local	85.01.01	0	0	-55,000	-58,315	-58,315	-58,315	0	0

**PRIMAR,**

Cristi Valentin Misaila



**DIRECTOR EXECUTIV,**

Carmina Grosu

**Sef serviciu buget-contabilitate,**

Poiana Simona

**Contul de executie al bugetului institutiilor publice la data de 31.12.2017**  
**sursa de finantare : 10**


## Capitol 65.10

Denumire	CodIndicator	Credite de angajament	Credite bugetare initiale	Credite bugetare trimestriale	Angajamente bugetare	Angajamente legale	Plati efectuate	Angajamente legale de platit	Cheltuieli efective
<b>TOTAL CHELTUIELI</b>	<b>00</b>	<b>4,815,590</b>	<b>4,761,000</b>	<b>4,815,590</b>	<b>3,365,555</b>	<b>3,365,555</b>	<b>3,359,030</b>	<b>6,525</b>	<b>3,534,171</b>
<b>CHELTUIELI CURENTE</b>	<b>01</b>	<b>4,721,890</b>	<b>4,691,000</b>	<b>4,721,890</b>	<b>3,342,410</b>	<b>3,342,410</b>	<b>3,335,885</b>	<b>6,525</b>	<b>3,384,694</b>
<b>TITLUL I CHELTUIELI DE PERSONAL</b>	<b>10</b>	<b>799,540</b>	<b>768,000</b>	<b>799,540</b>	<b>630,424</b>	<b>630,424</b>	<b>630,424</b>	<b>0</b>	<b>595,270</b>
Cheltuieli salariale in bani	10.01	641,820	613,000	641,820	514,565	514,565	514,565	0	485,859
Salarii de baza	10.01.01	210,450	200,000	210,450	175,604	175,604	175,604	0	168,633
Alte sporuri	10.01.06	25,000	25,000	25,000	14,554	14,554	14,554	0	13,314
Fond aferent platii cu ora	10.01.11	368,000	368,000	368,000	286,043	286,043	286,043	0	265,548
Alte drepturi salariale in bani	10.01.30	38,370	20,000	38,370	38,364	38,364	38,364	0	38,364
Contributii	10.03	157,720	155,000	157,720	115,859	115,859	115,859	0	109,411
Contributii de asigurari sociale de stat	10.03.01	99,850	95,460	99,850	81,513	81,513	81,513	0	76,979
Contributii de asigurari de somaj	10.03.02	4,930	4,760	4,930	2,414	2,414	2,414	0	2,282
Contributii de asigurari sociale de sanatate	10.03.03	36,870	36,220	36,870	26,755	26,755	26,755	0	25,262
Contributii de asigurari pentru accidente de munca si boli profesionale	10.03.04	4,510	4,750	4,510	830	830	830	0	785
Contributii pentru concedii si indemnizatii	10.03.06	11,560	13,810	11,560	4,347	4,347	4,347	0	4,103
<b>TITLUL II BUNURI SI SERVICII</b>	<b>20</b>	<b>3,847,350</b>	<b>3,848,000</b>	<b>3,847,350</b>	<b>2,674,696</b>	<b>2,674,696</b>	<b>2,668,171</b>	<b>6,525</b>	<b>2,708,964</b>
Bunuri si servicii	20.01	691,050	730,100	691,050	278,934	278,934	278,934	0	288,529
Furnituri de birou	20.01.01	25,400	25,400	25,400	4,656	4,656	4,656	0	4,269
Material pentru curatenie	20.01.02	32,200	32,200	32,200	9,959	9,959	9,959	0	9,736
Incalzit, iluminat si forta motrica	20.01.03	103,700	103,700	103,700	47,446	47,446	47,446	0	48,390
-incalzire-sistem centralizat (ENET)	20.01.03.01	53,000	53,000	53,000	28,231	28,231	28,231	0	28,231
-incalzire cu gaze (Distrigaz)	20.01.03.02	22,000	22,000	22,000	5,938	5,938	5,938	0	5,882
- energie electrica (ELECTRICA)	20.01.03.04	28,700	28,700	28,700	13,277	13,277	13,277	0	14,277
Apa, canal si salubritate	20.01.04	34,300	32,300	34,300	18,020	18,020	18,020	0	18,020
Carburanti si lubrifianti	20.01.05	53,200	56,200	53,200	11,794	11,794	11,794	0	10,708
Piese de schimb	20.01.06	14,300	14,300	14,300	1,596	1,596	1,596	0	1,596
Transport	20.01.07	2,500	2,500	2,500	789	789	789	0	789

Posta, telecomunicatii, radio, tv, internet	20.01.08	56,700	61,700	56,700	61,700	56,700	20,895	20,895	20,895	0	20,895	20,566
Materiale si prestari de servicii cu caracter functional	20.01.09	99,100	89,400	99,100	89,400	99,100	40,143	40,143	40,143	0	40,143	41,480
Alte bunuri si servicii pentru intretinere si functionare	20.01.30	269,650	312,400	269,650	312,400	269,650	123,636	123,636	123,636	0	123,636	132,975
Reparatii curente	20.02	156,600	168,300	156,600	168,300	156,600	51,243	51,243	51,243	0	51,243	51,243
Hrana	20.03	2,537,700	2,527,700	2,537,700	2,527,700	2,537,700	2,124,003	2,124,003	2,119,475	4,528	2,119,475	2,138,554
Hrana pentru oameni	20.03.01	2,537,700	2,527,700	2,537,700	2,527,700	2,537,700	2,124,003	2,124,003	2,119,475	4,528	2,119,475	2,138,554
Medicamente si materiale sanitare	20.04	12,400	18,400	12,400	18,400	12,400	438	438	438	0	438	472
Medicamente	20.04.01	2,000	2,000	2,000	2,000	2,000	438	438	438	0	438	438
Materiale sanitare	20.04.02	4,000	4,000	4,000	4,000	4,000	0	0	0	0	0	0
Reactivi	20.04.03	2,000	2,000	2,000	2,000	2,000	0	0	0	0	0	0
Dezinfectanti	20.04.04	4,400	10,400	4,400	10,400	4,400	0	0	0	0	0	0
Bunuri de natura obiectelor de inventar	20.05	308,000	233,200	308,000	233,200	308,000	144,909	144,909	142,912	1,997	142,912	171,471
Uniforme si echipament	20.05.01	0	0	0	0	0	0	0	0	0	0	146
Lenjerie si accesorii de pat	20.05.03	6,000	16,000	6,000	16,000	6,000	3,219	3,219	3,219	0	3,219	1,364
Alte obiecte de inventar	20.05.30	302,000	217,200	302,000	217,200	302,000	141,690	141,690	139,693	1,997	141,690	169,961
Deplasari, detasari, transferari	20.06	5,300	6,300	5,300	6,300	5,300	1,780	1,780	1,780	0	1,780	1,780
Deplasari interne, detasari, transferari	20.06.01	5,300	6,300	5,300	6,300	5,300	1,780	1,780	1,780	0	1,780	1,780
Materiale de laborator	20.09	1,000	1,000	1,000	1,000	1,000	0	0	0	0	0	0
Carti, publicatii si materiale documentare	20.11	4,000	4,000	4,000	4,000	4,000	400	400	400	0	400	0
Pregatire profesionala	20.13	3,000	3,000	3,000	3,000	3,000	0	0	0	0	0	0
Protectia muncii	20.14	10,600	14,300	10,600	14,300	10,600	0	0	0	0	0	0
Alte cheltuieli	20.30	117,700	141,700	117,700	141,700	117,700	72,989	72,989	72,989	0	72,989	56,915
Prime de asigurare non-viata	20.30.03	3,000	3,000	3,000	3,000	3,000	35	35	35	0	35	35
Alte cheltuieli cu bunuri si servicii	20.30.30	114,700	138,700	114,700	138,700	114,700	72,954	72,954	72,954	0	72,954	56,880
<b>TITLUL VIII PROIECTE CU FINANTARE DIN FONDURI EXTERNE NERAMBURSABILE(FEN)</b>	<b>56</b>	<b>0</b>	<b>0</b>	<b>0</b>	<b>0</b>	<b>0</b>	<b>0</b>	<b>0</b>	<b>0</b>	<b>0</b>	<b>0</b>	<b>43,170</b>
<b>POSTADERARE</b>												
Programe din Fondul Social European	56.02	0	0	0	0	0	0	0	0	0	0	43,170
Finantarea nationala **)	56.02.01	0	0	0	0	0	0	0	0	0	0	43,170
<b>TITLUL IX ASISTENTA SOCIALA</b>	<b>57</b>	<b>75,000</b>	<b>75,000</b>	<b>75,000</b>	<b>75,000</b>	<b>75,000</b>	<b>37,290</b>	<b>37,290</b>	<b>37,290</b>	<b>0</b>	<b>37,290</b>	<b>37,290</b>
Ajutoare sociale	57.02	75,000	75,000	75,000	75,000	75,000	37,290	37,290	37,290	0	37,290	37,290
Ajutoare sociale in numerar	57.02.01	75,000	75,000	75,000	75,000	75,000	37,290	37,290	37,290	0	37,290	37,290
<b>70. CHELTUIELI DE CAPITAL (70=71+72)</b>	<b>70</b>	<b>93,700</b>	<b>70,000</b>	<b>93,700</b>	<b>70,000</b>	<b>93,700</b>	<b>23,681</b>	<b>23,681</b>	<b>23,681</b>	<b>0</b>	<b>23,681</b>	<b>149,477</b>
<b>TITLUL XIII ACTIVE NEFINANCIARE</b>	<b>71</b>	<b>93,700</b>	<b>70,000</b>	<b>93,700</b>	<b>70,000</b>	<b>93,700</b>	<b>23,681</b>	<b>23,681</b>	<b>23,681</b>	<b>0</b>	<b>23,681</b>	<b>149,477</b>
Active fixe (inclusiv reparatii capitale)	71.01	93,700	70,000	93,700	70,000	93,700	23,681	23,681	23,681	0	23,681	149,477
Constructii	71.01.01	0	0	0	0	0	0	0	0	0	0	27,492
Masini, echipamente si mijloace de transport	71.01.02	93,700	70,000	93,700	70,000	93,700	23,681	23,681	23,681	0	23,681	39,891
Mobilier, aparatura birou si alte active corporale	71.01.03	0	0	0	0	0	0	0	0	0	0	67,281
Alte active fixe (inclusiv reparatii capitale)	71.01.30	0	0	0	0	0	0	0	0	0	0	14,813
<b>TITLUL XIX PLATI EFECTUATE IN ANII PRECEDENTI SI RECUPERATE IN ANUL CURENT</b>	<b>85</b>	<b>0</b>	<b>0</b>	<b>0</b>	<b>0</b>	<b>0</b>	<b>-536</b>	<b>-536</b>	<b>-536</b>	<b>0</b>	<b>-536</b>	<b>0</b>

Plati efectuate in anii precedenti si recuperate in anul curent	85.01	0	0	0	0	-536	-536	0	0
Plati efectuate in anii precedenti si recuperate in anul curent in sectiunea de functionare a bugetului local	85.01.01	0	0	0	0	-536	-536	0	0

**PRIMAR,**  
Cristi Valentin Misaila



**DIRECTOR EXECUTIV,**  
Carmen Grosu

*[Signature]*  
**Sef serviciu buget-contabilitate,**  
Poiana Simona


Contul de executie al bugetului institutiilor publice la data de 31.12.2017  
sursa de finantare : 10

## Capitol 67.10

Denumire	Codindicator	Credite de angajament	Credite bugetare initiale	Credite bugetare trimestriale	Angajamente bugetare	Angajamente legale	Plati efectuate	Angajamente legale de platit	Cheltuieli efective
<b>TOTAL CHELTUIELI</b>	<b>00</b>	<b>14,564,410</b>	<b>11,700,000</b>	<b>14,564,410</b>	<b>13,561,684</b>	<b>13,561,684</b>	<b>13,451,892</b>	<b>109,792</b>	<b>13,439,988</b>
<b>CHELTUIELI CURENTE</b>	<b>01</b>	<b>14,405,200</b>	<b>11,670,000</b>	<b>14,405,200</b>	<b>13,533,058</b>	<b>13,533,058</b>	<b>13,423,266</b>	<b>109,792</b>	<b>13,357,351</b>
<b>TITLUL I CHELTUIELI DE PERSONAL</b>	<b>10</b>	<b>3,309,500</b>	<b>3,570,000</b>	<b>3,309,500</b>	<b>3,229,194</b>	<b>3,229,194</b>	<b>3,229,194</b>	<b>0</b>	<b>3,391,201</b>
Cheltuieli salariale in bani	10.01	2,672,800	2,993,800	2,672,800	2,616,993	2,616,993	2,616,993	0	2,739,684
Salarii de baza	10.01.01	2,562,300	2,935,800	2,562,300	2,513,303	2,513,303	2,513,303	0	2,635,994
Fond de premii	10.01.08	71,500	0	71,500	71,071	71,071	71,071	0	71,071
Indemnizatii de delegare	10.01.13	39,000	58,000	39,000	32,619	32,619	32,619	0	32,619
Contributii	10.03	636,700	576,200	636,700	612,201	612,201	612,201	0	651,517
Contributii de asigurari sociale de stat	10.03.01	448,700	383,600	448,700	441,515	441,515	441,515	0	469,872
Contributii de asigurari de somaj	10.03.02	14,400	16,100	14,400	12,073	12,073	12,073	0	12,656
Contributii de asigurari sociale de sanatate	10.03.03	133,600	113,900	133,600	131,446	131,446	131,446	0	139,698
Contributii de asigurari pentru accidente de munca si boli profesionale	10.03.04	16,500	34,900	16,500	8,273	8,273	8,273	0	8,795
Contributii pentru concedii si indemnizatii	10.03.06	23,500	27,700	23,500	18,894	18,894	18,894	0	20,496
<b>TITLUL II BUNURI SI SERVICII</b>	<b>20</b>	<b>11,095,700</b>	<b>8,100,000</b>	<b>11,095,700</b>	<b>10,303,864</b>	<b>10,303,864</b>	<b>10,194,072</b>	<b>109,792</b>	<b>9,966,150</b>
Bunuri si servicii	20.01	1,065,800	809,000	1,065,800	991,790	991,790	938,896	52,894	927,492
Furnituri de birou	20.01.01	9,300	8,000	9,300	7,068	7,068	7,068	0	5,850
Materiale pentru curatenie	20.01.02	11,700	10,500	11,700	8,779	8,779	8,779	0	7,053
Incalzit, iluminat si forta motrica	20.01.03	340,500	333,000	340,500	305,875	305,875	302,700	3,175	304,590
-incalzire-sistem centralizat (ENET)	20.01.03.01	199,000	193,000	199,000	171,339	171,339	171,339	0	176,720
-incalzire cu gaze (Distrigaz)	20.01.03.02	86,500	80,000	86,500	85,145	85,145	85,145	0	85,145
- energie electrica (ELECTRICA)	20.01.03.04	55,000	60,000	55,000	49,391	49,391	46,216	3,175	42,725
Apa, canal si salubritate	20.01.04	58,700	56,000	58,700	56,723	56,723	56,723	0	56,458
Carburanti si lubrifianti	20.01.05	5,500	11,500	5,500	5,245	5,245	5,245	0	5,245
Piese de schimb	20.01.06	0	6,000	0	0	0	0	0	0

Posta, telecomunicatii, radio, tv, internet	20.01.08	31,500	37,000	31,500	37,000	31,500	28,270	28,270	28,146	124	28,270
Materiale si prestari de servicii cu caracter functional	20.01.09	254,500	200,000	254,500	200,000	254,500	249,217	249,217	249,217	0	251,441
Alte bunuri si servicii pentru intretinere si functionare	20.01.30	354,100	147,000	354,100	147,000	354,100	330,613	330,613	281,018	49,595	268,585
Reparatii curente	20.02	122,500	140,000	122,500	140,000	122,500	121,023	121,023	121,023	0	121,023
Medicamente si materiale sanitare	20.04	61,000	160,000	61,000	160,000	61,000	49,494	49,494	49,494	0	49,224
Medicamente	20.04.01	61,000	150,000	61,000	150,000	61,000	49,494	49,494	49,494	0	49,224
Materiale sanitare	20.04.02	0	10,000	0	10,000	0	0	0	0	0	0
Bunuri de natura obiectelor de inventar	20.05	694,700	290,000	694,700	290,000	694,700	410,175	410,175	357,808	52,367	57,751
Uniforme si echipament	20.05.01	506,000	237,000	506,000	237,000	506,000	240,560	240,560	240,560	0	7,251
Alte obiecte de inventar	20.05.30	188,700	53,000	188,700	53,000	188,700	169,615	169,615	117,248	52,367	50,500
Deplasari, detasari, transferari	20.06	18,500	56,400	18,500	56,400	18,500	14,733	14,733	14,733	0	14,733
Deplasari interne, detasari, transferari	20.06.01	18,500	41,400	18,500	41,400	18,500	14,733	14,733	14,733	0	14,733
Deplasari in strainatate	20.06.02	0	15,000	0	15,000	0	0	0	0	0	0
Carti, publicatii si materiale documentare	20.11	0	1,000	0	1,000	0	0	0	0	0	0
Pregatire profesionala	20.13	7,500	14,600	7,500	14,600	7,500	6,990	6,990	6,990	0	0
Alte cheltuieli	20.30	9,125,700	6,629,000	9,125,700	6,629,000	9,125,700	8,709,659	8,709,659	8,705,128	4,531	8,788,937
Reclama si publicitate	20.30.01	4,000	5,000	4,000	5,000	4,000	1,771	1,771	1,771	0	1,771
Chirii	20.30.04	160,000	120,000	160,000	120,000	160,000	159,840	159,840	159,840	0	159,840
Alte cheltuieli cu bunuri si servicii	20.30.30	8,961,700	6,504,000	8,961,700	6,504,000	8,961,700	8,548,048	8,548,048	8,543,517	4,531	8,627,326
<b>70. CHELTUIELI DE CAPITAL (70=71+72)</b>	<b>70</b>	<b>159,210</b>	<b>30,000</b>	<b>159,210</b>	<b>30,000</b>	<b>159,210</b>	<b>90,474</b>	<b>90,474</b>	<b>90,474</b>	<b>0</b>	<b>82,637</b>
<b>TITLUL XIII ACTIVE NEFINANCIARE</b>	<b>71</b>	<b>159,210</b>	<b>30,000</b>	<b>159,210</b>	<b>30,000</b>	<b>159,210</b>	<b>90,474</b>	<b>90,474</b>	<b>90,474</b>	<b>0</b>	<b>82,637</b>
Active fixe (inclusiv reparatii capitale)	71.01	159,210	30,000	159,210	30,000	159,210	90,474	90,474	90,474	0	82,637
Constructii	71.01.01	0	0	0	0	0	0	0	0	0	13
Masini, echipamente si mijloace de transport	71.01.02	144,210	30,000	144,210	30,000	144,210	77,503	77,503	77,503	0	62,907
Mobilier, aparatura brotita si alte active corporale	71.01.03	0	0	0	0	0	0	0	0	0	19,717
Alte active fixe (inclusiv reparatii capitale)	71.01.30	15,000	0	15,000	0	15,000	12,971	12,971	12,971	0	0
<b>TITLUL XIX PLATI EFECTUATE IN ANII PRECEDENTI SI RECUPERATE IN ANUL CURENT</b>	<b>85</b>	<b>0</b>	<b>0</b>	<b>0</b>	<b>0</b>	<b>0</b>	<b>-61,848</b>	<b>-61,848</b>	<b>-61,848</b>	<b>0</b>	<b>0</b>
Plati efectuate in anii precedenti si recuperate in anul curent	85.01	0	0	0	0	0	-61,848	-61,848	-61,848	0	0
Plati efectuate in anii precedenti si recuperate in anul curent in sectiunea de functionare a bugetului local	85.01.01	0	0	0	0	0	-61,848	-61,848	-61,848	0	0

**PRIMAR,**  
Cristi Valentin Misaila



**DIRECTOR EXECUTIV,**  
Carmel Grosu

Sef serviciu buget-contabilitate,  
Poiana Simona




Contul de executie al bugetului institutiilor publice la data de 31.12.2017  
sursa de finantare : 10

## Capitol 68.10

Denumire	CodIndicator	Credite de angajament	Credite bugetare initiale	Credite bugetare trimestriale	Angajamente bugetare	Angajamente legale	Plati efectuate	Angajamente legale de platit	Cheltuieli efective
<b>TOTAL CHELTUIELI</b>	<b>00</b>	<b>0</b>	<b>1,685,000</b>	<b>0</b>	<b>0</b>	<b>0</b>	<b>0</b>	<b>0</b>	<b>0</b>
<b>CHELTUIELI CURENTE</b>	<b>01</b>	<b>0</b>	<b>1,605,000</b>	<b>0</b>	<b>0</b>	<b>0</b>	<b>0</b>	<b>0</b>	<b>0</b>
<b>TITLUL I CHELTUIELI DE PERSONAL</b>	<b>10</b>	<b>0</b>	<b>680,000</b>	<b>0</b>	<b>0</b>	<b>0</b>	<b>0</b>	<b>0</b>	<b>0</b>
Cheltuieli salariale in bani	10.01	0	578,000	0	0	0	0	0	0
Salarii de baza	10.01.01	0	556,000	0	0	0	0	0	0
Sporuri pentru conditii de munca	10.01.05	0	10,500	0	0	0	0	0	0
Alte sporuri	10.01.06	0	11,500	0	0	0	0	0	0
Contributii	10.03	0	102,000	0	0	0	0	0	0
Contributii de asigurari sociale de stat	10.03.01	0	68,500	0	0	0	0	0	0
Contributii de asigurari de somaj	10.03.02	0	3,500	0	0	0	0	0	0
Contributii de asigurari sociale de sanatate	10.03.03	0	23,000	0	0	0	0	0	0
Contributii de asigurari pentru accidente de munca si boli profesionale	10.03.04	0	3,000	0	0	0	0	0	0
Contributii pentru concedii si indemnizatii	10.03.06	0	4,000	0	0	0	0	0	0
<b>TITLUL II BUNURI SI SERVICII</b>	<b>20</b>	<b>0</b>	<b>925,000</b>	<b>0</b>	<b>0</b>	<b>0</b>	<b>0</b>	<b>0</b>	<b>0</b>
Bunuri si servicii	20.01	0	419,000	0	0	0	0	0	0
Furnituri de birou	20.01.01	0	3,000	0	0	0	0	0	0
Materiale pentru curatenie	20.01.02	0	8,000	0	0	0	0	0	0
Incalzit, Iluminat si forta motrica	20.01.03	0	197,000	0	0	0	0	0	0
-incalzire-sistem centralizat (ENET)	20.01.03.01	0	150,000	0	0	0	0	0	0
- energie electrica (ELECTRICA)	20.01.03.04	0	47,000	0	0	0	0	0	0
Apa, canal si salubritate	20.01.04	0	77,000	0	0	0	0	0	0
Carburanti si lubrifianti	20.01.05	0	3,000	0	0	0	0	0	0
Piese de schimb	20.01.06	0	1,000	0	0	0	0	0	0
Posta, telecomunicatii, radio, tv, internet	20.01.08	0	10,000	0	0	0	0	0	0
Alte bunuri si servicii pentru intretinere si functionare	20.01.30	0	120,000	0	0	0	0	0	0
Reparatii curente	20.02	0	81,000	0	0	0	0	0	0
Hrana	20.03	0	372,000	0	0	0	0	0	0

Hrana pentru oameni	20.03.01	0	372,000	0	0	0	0	0	0
Medicamente si materiale sanitare	20.04	0	8,500	0	0	0	0	0	0
Medicamente	20.04.01	0	3,500	0	0	0	0	0	0
Materiale sanitare	20.04.02	0	3,000	0	0	0	0	0	0
Reactivi	20.04.03	0	2,000	0	0	0	0	0	0
Bunuri de natura obiectelor de inventar	20.05	0	21,700	0	0	0	0	0	0
Uniforme si echipament	20.05.01	0	3,000	0	0	0	0	0	0
Alte obiecte de inventar	20.05.30	0	18,700	0	0	0	0	0	0
Pregatire profesionala	20.13	0	5,800	0	0	0	0	0	0
Protectia muncii	20.14	0	16,000	0	0	0	0	0	0
Alte cheltuieli	20.30	0	1,000	0	0	0	0	0	0
Prime de asigurare non-viata	20.30.03	0	1,000	0	0	0	0	0	0
<b>70. CHELTUIELI DE CAPITAL (70=71+72)</b>	<b>70</b>	<b>0</b>	<b>80,000</b>	<b>0</b>	<b>0</b>	<b>0</b>	<b>0</b>	<b>0</b>	<b>0</b>
<b>TITLUL XIII ACTIVE NEFINANCIARE</b>	<b>71</b>	<b>0</b>	<b>80,000</b>	<b>0</b>	<b>0</b>	<b>0</b>	<b>0</b>	<b>0</b>	<b>0</b>
Active fixe (inclusiv reparatii capitale)	71.01	0	80,000	0	0	0	0	0	0
Masini, echipamente si mijloace de transport	71.01.02	0	50,000	0	0	0	0	0	0
Alte active fixe (inclusiv reparatii capitale)	71.01.30	0	30,000	0	0	0	0	0	0

**PRIMAR,**  
Cristi Valeriu Misaila



**DIRECTOR EXECUTIV,**

Carmen Grosu

Sef serviciu buget-contabilitate,

Poiana Simona