

MUNICIPIUL FOCSANI

Contul de executie al bugetului institutiilor publice la data de 30.09.2017
sursa de finantare : 02


Cod Indicator	Denumire	Prev. bug. initiale	Prev. bug. trim./def.	Drepturi const. TOTAL	Drepturi const. din anii precedenti	Drepturi const. anul curent	Incasari realizate	Stingeri pe alte cai decat incasari	Drepturi const. de incasat
V	TOTAL VENITURI	198,943,640.00	158,779,640.00	233,471,553.00	83,240,942.00	150,230,611.00	160,423,312.00	186,204.00	72,862,037.00
49.90	VENITURI PROPRII	98,164,000.00	85,721,000.00	164,423,095.00	83,240,942.00	81,182,153.00	91,374,854.00	186,204.00	72,862,037.00
I	I. VENITURI CURENTE	192,851,640.00	153,801,640.00	226,072,979.00	83,240,933.00	142,832,046.00	153,028,650.00	186,204.00	72,858,125.00
A	A. VENITURI FISCALE	182,157,000.00	145,196,000.00	197,018,634.00	45,950,429.00	151,068,205.00	144,644,358.00	0	52,374,276.00
A1	A1. IMPOZIT PE VENIT, PROFIT SI CASTIGURI DIN CAPITAL	57,308,000.00	50,086,000.00	49,459,013.00	0	49,459,013.00	49,459,013.00	0	0
A11	A11. IMPOZIT PE VENIT, PROFIT SI CASTIGURI DIN CAPITAL DE LA PERSOANE JURIDICE	1,345,000.00	990,000.00	381,570.00	0	381,570.00	381,570.00	0	0
03.02	Impozit pe venit	1,345,000.00	990,000.00	381,570.00	0	381,570.00	381,570.00	0	0
03.02.18	Impozitul pe veniturile din transferul proprietăților imobiliare din	1,345,000.00	990,000.00	381,570.00	0	381,570.00	381,570.00	0	0
A12	A12. IMPOZIT PE VENIT, PROFIT SI CASTIGURI DIN CAPITAL DE LA PERSOANE FIZICE	55,963,000.00	49,096,000.00	49,077,443.00	0	49,077,443.00	49,077,443.00	0	0
04.02	Cote si sume defalcate din impozitul pe venit	55,963,000.00	49,096,000.00	49,077,443.00	0	49,077,443.00	49,077,443.00	0	0
04.02.01	Cote defalcate din impozitul pe venit	55,662,000.00	48,855,000.00	48,852,773.00	0	48,852,773.00	48,852,773.00	0	0
04.02.04	Sume alocate din cotele defalcate din impozitul pe venit pentru	301,000.00	241,000.00	224,670.00	0	224,670.00	224,670.00	0	0
A3	A3. IMPOZITE SI TAXE PE PROPRIETATE	22,856,000.00	20,243,000.00	60,956,293.00	33,631,665.00	27,324,628.00	21,663,720.00	0	39,292,573.00
07.02	IMPOZITE SI TAXE PE PROPRIETATE	22,856,000.00	20,243,000.00	60,956,293.00	33,631,665.00	27,324,628.00	21,663,720.00	0	39,292,573.00
07.02.01	Impozit pe cladiri	18,069,000.00	15,596,000.00	48,740,487.00	27,451,775.00	21,288,712.00	16,772,989.00	0	31,967,498.00
07.02.01.01	Impozit pe cladiri persoane fizice	6,530,000.00	5,942,000.00	9,837,005.00	2,870,016.00	6,966,989.00	5,956,018.00	0	3,880,987.00
07.02.01.02	Impozit pe cladiri persoane juridice	11,479,000.00	9,654,000.00	38,903,482.00	24,581,759.00	14,321,723.00	10,816,971.00	0	28,086,511.00
07.02.02	Impozit pe terenuri	4,117,000.00	4,102,000.00	11,494,429.00	6,060,876.00	5,433,553.00	4,335,048.00	0	7,159,381.00
07.02.02.01	Impozit pe terenuri persoane fizice	2,047,000.00	2,032,000.00	3,970,916.00	1,471,079.00	2,499,837.00	2,066,850.00	0	1,904,066.00
07.02.02.02	Impozit pe terenuri persoane juridice	1,720,000.00	1,720,000.00	6,707,750.00	4,072,101.00	2,635,649.00	2,024,984.00	0	4,682,766.00
07.02.02.03	Impozit pe teren extravilan	350,000.00	350,000.00	815,763.00	517,696.00	298,067.00	243,214.00	0	572,549.00
07.02.03	Taxe judiciare de timbru, taxe de timbru pentru activitatea notariala si alte taxe de timbru	730,000.00	545,000.00	721,377.00	119,014.00	602,363.00	555,683.00	0	165,694.00
A4	A4. IMPOZITE SI TAXE PE BUNURI SI SERVICII	101,686,000.00	74,560,000.00	85,992,105.00	11,967,787.00	74,024,318.00	73,256,490.00	0	12,735,615.00
11.02	Sume defalcate din TVA	94,684,000.00	68,077,000.00	66,515,519.00	0	66,515,519.00	66,515,519.00	0	0
11.02.02	Sume defalcate din TVA pentru finantarea cheltuielilor descentralizate	94,054,000.00	67,706,000.00	66,515,519.00	0	66,515,519.00	66,515,519.00	0	0
11.02.06	Sume defalcate din TVA pentru echilibrarea bugetelor locale	413,000.00	208,000.00	0	0	0	0	0	0
11.02.09	Sume defalcate din TVA pentru finantarea invatamantului particular sau profesional acreditat	217,000.00	163,000.00	0	0	0	0	0	0
12.02	Alte impozite si taxe generale pe bunuri si servicii	6,000.00	5,000.00	1,854.00	1,943.00	-89	77	0	1,777.00
12.02.07	Taxe hoteliere	6,000.00	5,000.00	1,854.00	1,943.00	-89	77	0	1,777.00
15.02	Taxe pe servicii specifice	30,000.00	26,000.00	25,496.00	0	25,496.00	25,496.00	0	0
15.02.01	Impozit pe spectacole	30,000.00	26,000.00	25,496.00	0	25,496.00	25,496.00	0	0
16.02	Taxe pe utiliz bunurilor, autoriz utiliz bunurilor	6,966,000.00	6,452,000.00	19,449,236.00	11,965,844.00	7,483,392.00	6,715,398.00	0	12,733,838.00

16.02.02	Taxa asupra mijloacelor de transport	5,529,000.00	5,015,000.00	17,714,423.00	11,769,441.00	5,944,982.00	5,160,233.00	0	12,554,190.00
16.02.02.01	Taxa asupra mijloacelor de transport deținute de persoane fizice	3,664,000.00	3,214,000.00	10,591,217.00	6,818,020.00	3,773,197.00	3,347,386.00	0	7,243,831.00
16.02.02.02	Taxa asupra mijloacelor de transport deținute de persoane juridice	1,865,000.00	1,801,000.00	7,123,206.00	4,951,421.00	2,171,785.00	1,812,847.00	0	5,310,359.00
16.02.03	Taxe si tarife pentru elib de licente si autoriz	1,060,000.00	1,060,000.00	1,381,184.00	171,978.00	1,209,206.00	1,225,982.00	0	155,202.00
16.02.50	Alte taxe pe utilizarea bunurilor	377,000.00	377,000.00	353,629.00	24,425.00	329,204.00	329,183.00	0	24,446.00
A6	ALTE IMPOZITE SI TAXE FISCALE	307,000.00	307,000.00	611,223.00	350,977.00	260,246.00	265,135.00	0	346,088.00
18.02	ALTE IMPOZITE SI TAXE FISCALE	307,000.00	307,000.00	611,223.00	350,977.00	260,246.00	265,135.00	0	346,088.00
18.02.50	Alte impozite si taxe	307,000.00	307,000.00	611,223.00	350,977.00	260,246.00	265,135.00	0	346,088.00
C	C. VENITURI NEFISCALE	10,694,640.00	8,605,640.00	29,054,345.00	37,290,504.00	-8,236,159.00	8,384,292.00	186,204.00	20,483,849.00
CI	CI. VENITURI DIN PROPRIETATE	4,008,000.00	3,296,000.00	11,305,859.00	24,766,971.00	-13,461,112.00	3,379,017.00	0	7,926,842.00
30.02	Venituri din proprietate	4,000,000.00	3,290,000.00	11,299,689.00	24,766,867.00	-13,467,178.00	3,373,923.00	0	7,925,766.00
30.02.05	Venituri din concesiuni si inchirieri	4,000,000.00	3,290,000.00	11,288,277.00	24,764,014.00	-13,475,737.00	3,365,364.00	0	7,922,913.00
30.02.05.30	Alte venituri din concesiuni si inchirieri de catre institutiile publice	4,000,000.00	3,290,000.00	11,288,277.00	24,764,014.00	-13,475,737.00	3,365,364.00	0	7,922,913.00
30.02.08	Venituri din dividende	0	0	11,412.00	2,853.00	8,559.00	8,559.00	0	2,853.00
30.02.08.02	Venituri din dividende de la alti platitori	0	0	11,412.00	2,853.00	8,559.00	8,559.00	0	2,853.00
31.02	Venituri din dobanzi	8,000.00	6,000.00	6,170.00	104	6,066.00	5,094.00	0	1,076.00
31.02.03	Alte venituri din dobanzi	8,000.00	6,000.00	6,170.00	104	6,066.00	5,094.00	0	1,076.00
C2	C2. VANZARI DE BUNURI SI SERVICII	6,686,640.00	5,309,640.00	17,748,486.00	12,523,533.00	5,224,953.00	5,005,275.00	186,204.00	12,557,007.00
33.02	Venituri din prestari de servicii	668,000.00	511,000.00	509,626.00	38,563.00	471,063.00	480,215.00	0	29,411.00
33.02.08	Venituri din prestari de servicii	13,000.00	9,000.00	9,723.00	0	9,723.00	9,723.00	0	0
33.02.10	Contributia parintilor sau sustinatorilor legali pentru intretinerea copiilor	95,000.00	70,000.00	62,441.00	0	62,441.00	62,441.00	0	0
33.02.12	Contributia persoanelor beneficiare ale cantinelor de ajutor social	50,000.00	37,000.00	40,207.00	0	40,207.00	40,207.00	0	0
33.02.13	Contributia de intretinere a persoanelor asistate	480,000.00	375,000.00	364,749.00	0	364,749.00	364,749.00	0	0
33.02.28	Venituri din recuperarea cheltuielilor de judecata, imputatii si	30,000.00	20,000.00	32,506.00	38,563.00	-6,057.00	3,095.00	0	29,411.00
34.02	Venituri din taxe administrative, eliberari permise	0	0	55,361.00	0	55,361.00	54,920.00	0	441
34.02.02	Taxe extrajudiciare de timbru	0	0	55,361.00	0	55,361.00	54,920.00	0	441
35.02	Amenzi, penalitati si confiscari	4,490,000.00	3,700,000.00	16,375,010.00	12,425,510.00	3,949,500.00	3,780,556.00	186,204.00	12,408,250.00
35.02.01	Venituri din amenzi si alte sanctiuni aplicate potrivit dispozitiilor legale	4,145,000.00	3,365,000.00	15,107,465.00	11,764,983.00	3,342,482.00	3,361,292.00	173,492.00	11,572,681.00
35.02.01.02	Venituri din amenzi si alte sanctiuni aplicate de catre alte institutii de	4,145,000.00	3,365,000.00	15,107,465.00	11,764,983.00	3,342,482.00	3,361,292.00	173,492.00	11,572,681.00
35.02.50	Alte amenzi, penalitati si confiscari	345,000.00	335,000.00	1,267,545.00	660,527.00	607,018.00	419,264.00	12,712.00	835,569.00
36.02	Diverse venituri	1,525,000.00	1,095,000.00	804,849.00	59,460.00	745,389.00	685,944.00	0	118,905.00
36.02.32	Sume provenite din finantarea bugetara a anilor precedenti	0	0	0	38,088.00	-38,088.00	0	0	0
36.02.32.02	Sume provenite din finantarea bugetara a anilor precedenti, aferente sectiunii de dezvoltare	0	0	0	24,445.00	-24,445.00	0	0	0
36.02.32.03	Sume provenite din finantarea bugetara a anilor precedenti, aferente sectiunii de functionare	0	0	0	13,643.00	-13,643.00	0	0	0
36.02.50	Alte venituri	1,525,000.00	1,095,000.00	804,849.00	21,372.00	783,477.00	685,944.00	0	118,905.00
37.02	Transferuri voluntare, altele decat subventiile	3,640.00	3,640.00	3,640.00	0	3,640.00	3,640.00	0	0
37.02.01	Donatii si sponsorizari	3,640.00	3,640.00	3,640.00	0	3,640.00	3,640.00	0	0
37.02.03	Varsaminte din sectiunea de functionare pentru finantarea sectiunii de dezvoltare a bugetului local	-1,813,410.00	-1,813,410.00	-4,000,000.00	0	-4,000,000.00	-4,000,000.00	0	0
37.02.04	Varsaminte din sectiunea de functionare	1,813,410.00	1,813,410.00	4,000,000.00	0	4,000,000.00	4,000,000.00	0	0
II	II. VENITURI DIN CAPITAL	0	0	369,275.00	9	369,266.00	365,363.00	0	3,912.00
39.02	Venituri din valorificarea unor bunuri	0	0	369,275.00	9	369,266.00	365,363.00	0	3,912.00
39.02.01	Venituri din valorificarea unor bunuri ale institutiilor publice	0	0	7,774.00	0	7,774.00	7,774.00	0	0
39.02.03	Venituri din vanzarea locuintelor construite din fondurile statului	0	0	188,651.00	0	188,651.00	188,651.00	0	0
39.02.07	Venituri din vanzarea unor bunuri apartinand domeniului privat	0	0	172,850.00	9	172,841.00	168,938.00	0	3,912.00
III	III. OPERATIUNI FINANCIARE	0	0	4,500,000.00	0	4,500,000.00	4,500,000.00	0	0

40.02	Incasari din rambursarea imprumuturilor acordate	0	0	4,500,000.00	0	4,500,000.00	4,500,000.00	0	0
40.02.14	Sume din excedentul bugetului local utilizate pentru finantarea cheltuielilor sectiunii de dezvoltare	0	0	4,500,000.00	0	4,500,000.00	4,500,000.00	0	0
IV	SUBVENTII								
00.18	SUBVENTII DE LA ALTE NIVELE ALE ADMINISTRATIEI PUBLICE	6,092,000.00	4,978,000.00	2,529,299.00	0	2,529,299.00	2,529,299.00	0	0
42.02	Subventii de la bugetul de stat	6,092,000.00	4,978,000.00	2,529,299.00	0	2,529,299.00	2,529,299.00	0	0
00.19	A. DE CAPITAL	5,985,000.00	4,871,000.00	2,529,299.00	0	2,529,299.00	2,529,299.00	0	0
42.02.01	Retehnologizarea centralelor termice si electrice de termoficare	1,521,000.00	1,521,000.00	0	0	0	0	0	0
00.20	B. CURENTE	1,521,000.00	1,521,000.00	0	0	0	0	0	0
42.02.34	Subventii pentru acordarea ajutorului pentru incalzirea locuintei cu lemne, carbuni, combustibili	4,464,000.00	3,350,000.00	2,529,299.00	0	2,529,299.00	2,529,299.00	0	0
42.02.41	Subventii din bugetul de stat pentru finantarea sanatatii			4,239.00	0	4,239.00	4,239.00	0	0
43.02	Subventii de la alte administratii	107,000.00	107,000.00	0	0	0	0	0	0
43.02.34	Sume alocate din bugetul ANCPH pt finantarea lucrarilor de inregistrare sistematica din cadrul Programului national de cadastru si carte funciara	107,000.00	107,000.00	0	0	0	0	0	0


PRIMAR

Cristi Valentin Misaila



DIRECTOR EXECUTIV

Carmina Grosu



Sef serviciu impozite si taxe locale,

Nazaru Melus



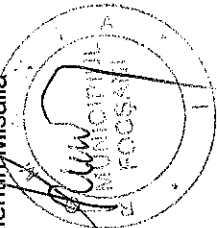
Contul de executie al bugetului institutiilor publice la data de 30.09.2017
sursa de finantare : 02

Denumire	CodIndicator	Credite de angajament	Credite bugetare initiale	Credite bugetare trimestriale	Angajamente bugetare	Angajamente legale	Plati efectuate	Angajamente legale de platit	Cheltuieli efective
TOTAL CHELTUIELI	C	246,990,750	227,492,640	187,328,640	161,322,242	161,322,262	139,369,226	21,953,036	140,375,351
Partea I-a SERVICII PUBLICE GENERALE	50.02	17,901,590	17,686,050	13,758,650	14,844,297	14,844,317	9,333,554	5,510,763	9,908,156
Autoritati publice si actiuni externe	51.02	14,854,980	14,639,440	10,945,940	13,553,697	13,553,717	8,042,954	5,510,763	8,720,592
Autoritati executive si legislative	51.02.01	14,854,980	14,639,440	10,945,940	13,553,697	13,553,717	8,042,954	5,510,763	8,720,592
Autoritati executive	51.02.01.03	14,854,980	14,639,440	10,945,940	13,553,697	13,553,717	8,042,954	5,510,763	8,720,592
Alte servicii publice generale	54.02	2,121,610	2,121,610	1,887,710	700,600	700,600	700,600	0	700,665
Fond de rezerva bugetara la dispozitia autoritatilor locale	54.02.05	931,110	931,110	931,110	0	0	0	0	0
Servicii publice comunitare de evidenta a persoanelor	54.02.10	1,165,500	1,165,500	940,600	700,600	700,600	700,600	0	700,600
Alte servicii publice generale	54.02.50	25,000	25,000	16,000	0	0	0	0	65
Dobanzi	55.02	925,000	925,000	925,000	590,000	590,000	590,000	0	486,899
Partea a II-a APARARE, ORDINE PUBLICA SI SIGURANTA NATIONALA	59.02	6,797,000	6,782,010	5,291,010	3,838,313	3,838,313	3,779,534	58,779	4,006,652
Ordine publica si siguranta nationala	61.02	6,797,000	6,782,010	5,291,010	3,838,313	3,838,313	3,779,534	58,779	4,006,652
Ordine publica	61.02.03	6,300,000	6,285,010	5,034,010	3,668,646	3,668,646	3,668,646	0	3,886,405
Politie locala	61.02.03.04	6,300,000	6,285,010	5,034,010	3,668,646	3,668,646	3,668,646	0	3,886,405
Protectie civila si protectia contra incendiilor (protectie civila nonmilitara)	61.02.05	497,000	497,000	257,000	169,667	169,667	110,888	58,779	120,247
Partea a III-a CHELTUIELI SOCIAL-CULTURALE	64.02	147,043,540	144,722,600	115,709,450	109,709,186	109,709,186	96,481,880	13,227,306	99,136,657
Invatamant	65.02	91,032,040	90,011,800	71,396,410	68,558,222	68,558,222	64,372,641	4,185,581	65,659,541
Invatamant prescolar si primar	65.02.03	41,644,270	41,236,910	32,592,940	31,996,954	31,996,954	29,473,371	2,523,583	30,275,842
Invatamant prescolar	65.02.03.01	14,991,740	14,996,040	12,219,140	11,225,516	11,225,516	10,678,351	547,165	10,744,064
Invatamant primar	65.02.03.02	26,652,530	26,240,870	20,373,800	20,771,438	20,771,438	18,795,020	1,976,418	19,531,778
Invatamant secundar	65.02.04	48,601,770	47,988,890	38,226,470	35,932,790	35,932,790	34,337,741	1,595,049	34,866,227
Invatamant secundar superior	65.02.04.02	48,601,770	47,988,890	38,226,470	35,932,790	35,932,790	34,337,741	1,595,049	34,866,227
Invatamant postliceal	65.02.05	751,000	751,000	542,000	593,478	593,478	534,879	58,599	490,822
Alte cheltuieli in domeniul invatamantului	65.02.50	35,000	35,000	35,000	35,000	35,000	26,650	8,350	26,650
Sanatate	66.02	5,351,000	5,351,000	4,237,000	4,492,410	4,492,410	2,541,007	1,951,403	2,585,890

66.02.08	5,326,000	5,326,000	4,212,000	4,467,410	4,467,410	2,523,276	1,944,134	2,568,159
Alte cheltuieli in domeniul sanatatii	25,000	25,000	25,000	25,000	25,000	17,731	7,269	17,731
66.02.50.50	25,000	25,000	25,000	25,000	25,000	17,731	7,269	17,731
Cultura, recreere si religie	24,371,860	23,190,580	20,255,840	15,395,089	15,395,089	12,346,092	3,048,997	13,315,073
Servicii culturale	5,809,210	5,809,210	4,688,710	4,160,068	4,160,068	4,108,068	52,000	4,108,068
Institutiile publice de spectacole si concerte	4,440,210	4,440,210	3,646,760	3,121,500	3,121,500	3,121,500	0	3,121,500
Case de cultura	1,360,000	1,360,000	1,032,950	1,030,000	1,030,000	978,000	52,000	978,000
Alte servicii culturale	9,000	9,000	9,000	8,568	8,568	8,568	0	8,568
Servicii recreative si sportive	15,764,270	14,582,990	12,868,750	8,644,747	8,644,747	7,533,176	1,111,571	8,495,983
Sport	8,609,000	8,609,000	7,679,000	6,379,620	6,379,620	5,344,500	1,035,120	5,344,500
Tineret	20,000	20,000	20,000	350	350	308	42	308
67.02.05.03	7,135,270	5,953,990	5,169,750	2,264,777	2,264,777	2,188,368	76,409	3,151,175
Intretinere gradini publice, parcuri, zone verzi, baze sportive si de agrement	2,798,380	2,798,380	2,698,380	2,590,274	2,590,274	704,848	1,885,426	711,022
Alte servicii en domeniile culturii, recreerii si religiei	26,288,640	26,169,220	19,820,200	21,263,465	21,263,465	17,222,140	4,041,325	17,576,153
Asigurari si asistenta sociala	3,007,640	3,007,640	2,538,640	2,504,344	2,504,344	2,017,692	486,652	1,934,997
Asistenta acordata persoanelor in varsta	15,181,720	15,181,720	11,057,850	12,868,711	12,868,711	10,781,390	2,087,321	10,848,555
Asistenta sociala in caz de boli si invaliditati	15,181,720	15,181,720	11,057,850	12,868,711	12,868,711	10,781,390	2,087,321	10,848,555
Asistenta sociala in caz de invaliditate	2,016,000	2,016,000	1,596,300	1,038,722	1,038,722	1,018,011	20,711	1,035,620
Crese	3,072,000	3,071,820	2,360,430	2,160,550	2,160,550	1,725,719	434,831	1,842,868
Prevenirea excluderii sociale	203,000	202,820	166,820	202,826	202,826	144,289	58,537	144,463
Ajutor social	2,869,000	2,869,000	2,193,610	1,957,724	1,957,724	1,581,430	376,294	1,698,405
Cantine de ajutor social	3,011,280	2,892,040	2,266,980	2,691,138	2,691,138	1,679,328	1,011,810	1,914,113
Alte cheltuieli in domeniul asigurarii si asistentei sociale	3,011,280	2,892,040	2,266,980	2,691,138	2,691,138	1,679,328	1,011,810	1,914,113
68.02.50.50	32,311,330	24,468,910	19,660,460	10,618,968	10,618,968	10,352,865	266,103	14,629,746
Alte cheltuieli in domeniul asistentei sociale	26,416,330	18,573,910	14,675,560	6,454,946	6,454,946	6,210,952	243,994	12,264,654
Partea a IV-a SERVICIILOR SI DEZVOLTARE PUBLICA, LOCUINTE, MEDIU SI APE	345,000	299,710	194,710	179,198	179,198	75,843	103,355	136,787
Locuinte	345,000	299,710	194,710	179,198	179,198	75,843	103,355	136,787
Alte cheltuieli in domeniul locuintelor	6,168,000	5,348,000	4,152,900	1,884,578	1,884,578	1,884,578	0	2,251,221
Illuminat public si electrificari rurale	19,903,330	12,926,200	10,327,950	4,391,170	4,391,170	4,250,531	140,639	9,876,646
Alte servicii en domeniile locuintelor, serviciilor si dezvoltarii comunale	5,895,000	5,895,000	4,984,900	4,164,022	4,164,022	4,141,913	22,109	2,365,092
Protectia mediului	5,895,000	5,895,000	4,984,900	4,164,022	4,164,022	4,141,913	22,109	2,365,092
Salubritate si gestiunea deseurilor	5,895,000	5,895,000	4,984,900	4,164,022	4,164,022	4,141,913	22,109	2,365,092
Salubritate	42,937,290	33,833,070	32,909,070	22,311,478	22,311,478	19,421,393	2,890,085	12,694,140
Partea a V-a ACTIUNI ECONOMICE	3,637,500	3,637,500	3,637,500	3,051,737	3,051,737	3,051,737	0	252,989
Actiuni generale economice, comerciale si de munca	3,637,500	3,637,500	3,637,500	3,051,737	3,051,737	3,051,737	0	252,989
Actiuni generale economice si comerciale	3,637,500	3,637,500	3,637,500	3,051,737	3,051,737	3,051,737	0	252,989
Alte cheltuieli pentru actiuni generale economice si comerciale	13,293,000	13,213,000	13,213,000	10,106,232	10,106,232	10,006,414	99,818	8,000,632
Combustibili si energie	13,293,000	13,213,000	13,213,000	10,106,232	10,106,232	10,006,414	99,818	8,000,632

Energie termica	81.02.06	13,293,000	13,213,000	10,106,232	10,106,232	10,006,414	99,818	8,000,632
Transporturi	84.02	26,006,790	16,982,570	9,153,509	9,153,509	6,363,242	2,790,267	4,440,519
Transport rutier	84.02.03	26,006,790	16,982,570	9,153,509	9,153,509	6,363,242	2,790,267	4,440,519
Transport in comun	84.02.03.02	1,038,000	1,038,000	96,390	96,390	96,390	0	0
Strazi	84.02.03.03	24,968,790	15,944,570	9,057,119	9,057,119	6,266,852	2,790,267	4,440,519

PRIMAR
Cristi Valentin Misaila



DIRECTOR EXECUTIV,

Carmen Grosu


Sef serviciu buget-contabilitate,
Poieana Simona

Contul de executie al bugetului institutiilor publice la data de 30.09.2017
sursa de finantare : 02

Capitol 51.02

Denumire	CodIndicator	Credite de angajament	Credite bugetare initiale	Credite bugetare trimestriale	Angajamente bugetare	Angajamente legale	Plati efectuate	Angajamente legale de platit	Cheltuieli efective
TOTAL CHELTUIELI	00	14,854,980	14,639,440	10,945,940	13,553,697	13,553,717	8,042,954	5,510,763	8,720,592
CHELTUIELI CURENTE	01	14,187,880	14,187,880	10,494,380	13,612,517	13,612,537	8,173,257	5,439,280	8,488,162
TITLUL I CHELTUIELI DE PERSONAL	10	11,276,000	11,276,000	8,125,000	11,276,000	11,276,000	6,767,432	4,508,568	7,080,897
Cheltuieli salariale in bani	10.01	9,390,000	9,390,000	6,569,000	9,390,000	9,390,000	5,504,318	3,885,682	5,771,427
Salarii de baza	10.01.01	8,720,700	8,720,700	6,021,700	8,720,700	8,720,700	5,113,364	3,607,336	5,391,807
Sporuri pentru conditii de munca	10.01.05	89,600	89,600	69,600	89,600	89,600	3,419	86,181	2,859
Alte sporuri	10.01.06	250,000	250,000	205,000	250,000	250,000	138,718	111,282	121,795
Indemnizatii platite unor persoane din afara unitatii	10.01.12	250,000	250,000	205,000	250,000	250,000	200,393	49,607	206,470
Indemnizatii de delegare	10.01.13	19,700	19,700	17,700	19,700	19,700	15,553	4,147	14,450
Alte drepturi salariale in bani	10.01.30	60,000	60,000	50,000	60,000	60,000	32,871	27,129	34,046
Contributii	10.03	1,886,000	1,886,000	1,556,000	1,886,000	1,886,000	1,263,114	622,886	1,309,470
Contributii de asigurari sociale de stat	10.03.01	1,086,000	1,086,000	886,000	1,086,000	1,086,000	882,031	203,969	923,704
Contributii de asigurari de somaj	10.03.02	100,000	100,000	90,000	100,000	100,000	27,457	72,543	28,787
Contributii de asigurari sociale de sanatate	10.03.03	500,000	500,000	415,000	500,000	500,000	285,568	214,432	299,392
Contributii de asigurari pentru accidente de munca si boli profesionale	10.03.04	50,000	50,000	45,000	50,000	50,000	8,251	41,749	8,646
Contributii pentru concedii si indemnizatii	10.03.06	150,000	150,000	120,000	150,000	150,000	59,807	90,193	48,941
TITLUL II BUNURI SI SERVICII	20	2,811,880	2,811,880	2,287,380	2,282,622	2,282,642	1,353,930	928,712	1,370,729
Bunuri si servicii	20.01	1,796,880	1,796,880	1,344,380	1,624,285	1,624,285	1,077,166	547,119	1,088,902
Furnituri de birou	20.01.01	75,000	75,000	50,000	39,071	39,071	39,071	0	45,083
Materiale pentru curatenie	20.01.02	15,000	15,000	12,000	2,478	2,478	2,478	0	5,216
Incalzit, iluminat si forta motrica	20.01.03	119,000	119,000	99,000	98,917	98,917	98,917	0	88,361
-incalzire-sistem centralizat (ENET)	20.01.03.01	119,000	119,000	99,000	98,917	98,917	98,917	0	88,361
Apa, canal si salubritate	20.01.04	15,000	15,000	12,000	9,935	9,935	9,935	0	9,935
Carburanti si lubrifianti	20.01.05	70,000	70,000	55,000	40,000	40,000	40,000	0	37,500
Piese de schimb	20.01.06	5,000	5,000	3,000	3,480	3,480	3,480	3,480	3,480
Posta, telecomunicatii, radio, tv, internet	20.01.08	183,000	183,000	150,000	167,225	167,225	133,584	33,641	150,309
Materiale si prestari de servicii cu caracter functional	20.01.09	60,000	60,000	60,000	50,693	50,693	50,693	0	46,122
Alte bunuri si servicii pentru intretinere si functionare	20.01.30	1,254,880	1,254,880	903,380	1,212,486	1,212,486	702,488	509,998	702,896

Reparatii curente	20.02	20,000	20,000	16,000	9,646	9,646	9,646	0	9,652
Bunuri de natura obiectelor de inventar	20.05	165,000	165,000	162,000	75,455	75,475	26,423	49,052	22,768
Uniforme si echipament	20.05.01	0	0	0	-20	0	0	0	0
Alte obiecte de inventar	20.05.30	165,000	165,000	162,000	75,475	75,475	26,423	49,052	22,768
Deplasari, detasari, transferari	20.06	291,000	291,000	255,000	220,096	220,096	170,796	49,300	170,796
Deplasari interne, detasari, transferari	20.06.01	241,000	241,000	215,000	192,953	192,953	143,653	49,300	143,653
Deplasari in strainatate	20.06.02	50,000	50,000	40,000	27,143	27,143	27,143	0	27,143
Carti, publicatii si materiale documentare	20.11	15,000	15,000	7,000	585	585	112	473	2,921
Consultanta si expertiza	20.12	233,000	233,000	233,000	105,803	105,803	0	105,803	0
Pregatire profesionala	20.13	33,000	33,000	28,000	31,550	31,550	23,050	8,500	23,050
Protectia muncii	20.14	3,000	3,000	2,000	262	262	262	0	907
Studii si cercetari	20.16	175,000	175,000	175,000	162,210	162,210	500	161,710	500
Alte cheltuieli	20.30	80,000	80,000	65,000	52,730	52,730	45,975	6,755	51,233
Protocol si reprezentare	20.30.02	35,000	35,000	30,000	26,374	26,374	19,619	6,755	23,630
Prime de asigurare non-viata	20.30.03	15,000	15,000	10,000	6,403	6,403	6,403	0	7,650
Alte cheltuieli cu bunuri si servicii	20.30.30	30,000	30,000	25,000	19,953	19,953	19,953	0	19,953
TITLUL VII ALTE TRANSFERURI	55	100,000	100,000	82,000	53,895	53,895	51,895	2,000	36,536
A. Transferuri interne.	55.01	100,000	100,000	82,000	53,895	53,895	51,895	2,000	36,536
Alte transferuri curente interne	55.01.18	100,000	100,000	82,000	53,895	53,895	51,895	2,000	36,536
70. CHELTUIELI DE CAPITAL (70=71+72)	70	667,100	667,100	667,100	218,745	218,745	147,262	71,483	232,430
TITLUL XIII ACTIVE NEFINANCIARE	71	667,100	667,100	667,100	218,745	218,745	147,262	71,483	232,430
Active fixe (inclusiv reparatii capitale)	71.01	667,100	667,100	667,100	218,745	218,745	147,262	71,483	232,430
Masini, echipamente si mijloace de transport	71.01.02	490,600	490,600	490,600	196,313	196,313	147,262	49,051	0
Alte active fixe (inclusiv reparatii capitale)	71.01.30	176,500	176,500	176,500	22,432	22,432	0	22,432	232,430
TITLUL XIX PLATI EFECTUATE IN ANII PRECEDENTI SI RECUPERATE IN ANUL CURENT	85	0	-215,540	-215,540	-277,565	-277,565	-277,565	0	0
Plati efectuate in anii precedenti si recuperate in anul curent	85.01	0	-215,540	-215,540	-277,565	-277,565	-277,565	0	0
Plati efectuate in anii precedenti si recuperate in anul curent in sectiunea de functionare a bugetului local	85.01.01	0	-213,770	-213,770	-275,798	-275,798	-275,798	0	0
Plati efectuate in anii precedenti si recuperate in anul curent ?n sectiunea de dezvoltare a bugetului local	85.01.02	0	-1,770	-1,770	-1,767	-1,767	-1,767	0	0



DIRECTOR EXECUTIV,
Carmen Grosu

Carmen Grosu

Sef serviciu buget-contabilitate,
Poiana Simona

Poiana Simona

Contul de executie al bugetului institutiilor publice la data de 30.09.2017
sursa de finantare : 02

Capitol 54.02

Denumire	Codindicator	Credite de angajament	Credite bugetare initiale	Credite bugetare trimestriale	Angajamente bugetare	Angajamente legale	Plati efectuate	Angajamente legale de platit	Cheltuieli efective
TOTAL CHELTUIELI	00	2,121,610	2,121,610	1,887,710	700,600	700,600	700,600	0	700,665
CHELTUIELI CURENTE	01	2,121,610	2,121,610	1,887,710	700,600	700,600	700,600	0	700,665
TITLUL II BUNURI SI SERVICII	20	25,000	25,000	16,000	0	0	0	0	65
Bunuri si servicii	20.01	25,000	25,000	16,000	0	0	0	0	65
Alte bunuri si servicii pentru intretinere si functionare	20.01.30	25,000	25,000	16,000	0	0	0	0	65
TITLUL V FONDURI DE REZERVA	50	931,110	931,110	931,110	0	0	0	0	0
Fond de rezerva bugetara la dispozitia autoritatilor locale	50.04	931,110	931,110	931,110	0	0	0	0	0
TITLUL VI TRANSFERURI INTRE UNITATI ALE ADMINISTRATIEI PUBLICE	51	1,165,500	1,165,500	940,600	700,600	700,600	700,600	0	700,600
Transferuri curente	51.01	1,155,000	1,155,000	930,100	695,000	695,000	695,000	0	695,000
Transferuri catre institutii publice	51.01.01	1,155,000	1,155,000	930,100	695,000	695,000	695,000	0	695,000
Transferuri de capital	51.02	10,500	10,500	10,500	5,600	5,600	5,600	0	5,600
Alte transferuri de capital catre institutii publice	51.02.29	10,500	10,500	10,500	5,600	5,600	5,600	0	5,600

PRIMAR
Cristi Valentin Misaila
MUNICIPIUL FOCSANI

DIRECTOR EXECUTIV,
Carmen Grosu

Sef serviciu buget-contabilitate,
Poiana Simona

Contul de executie al bugetului institutiilor publice la data de 30.09.2017
sursa de finantare : 02

Capitol 55.02

Denumire	CodIndicativ	Credite de angajament	Credite bugetare initiale	Credite bugetare trimestriale	Angajamente bugetare	Angajamente legale	Plati efectuate	Angajamente legale de plati	Cheltuieli efective
TOTAL CHELTUIELI	00	925,000	925,000	925,000	590,000	590,000	590,000	0	486,899
CHELTUIELI CURENTE	01	925,000	925,000	925,000	590,000	590,000	590,000	0	486,899
TITLUL III DOBANZI	30	925,000	925,000	925,000	590,000	590,000	590,000	0	486,899
Dobanzi aferente datoriei publice interne	30.01	925,000	925,000	925,000	590,000	590,000	590,000	0	486,899
Dobanzi aferente datoriei publice interne directe	30.01.01	800,000	800,000	800,000	590,000	590,000	590,000	0	486,899
Dobanzi aferente creditelor interne garantate	30.01.02	125,000	125,000	125,000	0	0	0	0	0

PRIMAR

Cristi Valentin Misaila

DIRECTOR EXECUTIV,

Carmen Grosu


Sef serviciu buget-contabilitate,
Poiana Simona

Contul de executie al bugetului institutiilor publice la data de 30.09.2017
sursa de finantare : 02

Capitol 61.02

Denumire	CodIndicator	Credite de angajament	Credite bugetare initiale	Credite bugetare trimestriale	Angajamente bugetare	Angajamente legale	Plati efectuate	Angajamente legale de plati	Cheltuieli efective
TOTAL CHELTUIELI	00	6,797,000	6,782,010	5,291,010	3,838,313	3,838,313	3,779,534	58,779	4,006,652
CHELTUIELI CURENTE	01	6,697,000	6,697,000	5,206,000	3,853,297	3,853,297	3,794,518	58,779	3,982,346
TITLUL I CHELTUIELI DE PERSONAL	10	5,750,000	5,750,000	4,555,000	3,479,012	3,479,012	3,424,151	54,861	3,564,219
Cheltuieli salariale in bani	10.01	3,888,500	3,888,500	3,139,000	2,254,851	2,254,851	2,247,438	7,413	2,344,777
Salarii de baza	10.01.01	3,657,000	3,657,000	2,959,500	2,104,356	2,104,356	2,097,273	7,083	2,200,506
Sporuri pentru conditii de munca	10.01.05	100,000	100,000	80,000	72,289	72,289	72,289	0	75,690
Alte sporuri	10.01.06	131,000	131,000	99,000	77,706	77,706	77,706	0	68,581
Indemnizatii de delegare	10.01.13	500	500	500	500	500	170	330	0
Cheltuieli salariale in natura	10.02	1,150,000	1,150,000	865,000	690,764	690,764	690,764	0	685,561
Norme de hrana	10.02.02	1,150,000	1,150,000	865,000	690,764	690,764	690,764	0	685,561
Contributii	10.03	711,500	711,500	551,000	533,397	533,397	485,949	47,448	533,881
Contributii de asigurari sociale de stat	10.03.01	469,700	469,700	353,700	354,293	354,293	353,241	1,052	372,188
Contributii de asigurari de somaj	10.03.02	15,500	15,500	12,500	11,174	11,174	10,855	319	11,439
Contributii de asigurari sociale de sanatate	10.03.03	151,400	151,400	115,900	116,208	116,208	115,669	539	121,896
Contributii de asigurari pentru accidente de munca si boli profesionale	10.03.04	7,500	7,500	7,500	6,234	6,234	5,790	444	6,098
Prime de asigurare viata platite de angajator pentru angajati	10.03.05	44,900	44,900	40,900	44,900	44,900	0	44,900	2,333
Contributii pentru concedii si indemnizatii	10.03.06	22,500	22,500	20,500	588	588	394	194	19,927
TITLUL II BUNURI SI SERVICII	20	947,000	947,000	651,000	374,285	374,285	370,367	3,918	418,127
Bunuri si servicii	20.01	440,000	440,000	344,400	227,294	227,294	225,956	1,338	238,271
Furnituri de birou	20.01.01	6,500	6,500	5,500	4,406	4,406	4,406	0	4,788
Material pentru curatenie	20.01.02	1,000	1,000	1,000	141	141	141	0	141
Incalzit, iluminat si forta motrica	20.01.03	68,000	68,000	50,000	34,449	34,449	34,449	0	34,449
-incalzire-sistem centralizat (ENET)	20.01.03.01	45,000	45,000	32,000	25,456	25,456	25,456	0	25,456
- energie electrica (ELECTRICA)	20.01.03.04	23,000	23,000	18,000	8,993	8,993	8,993	0	8,993
Apa, canal si salubritate	20.01.04	5,500	5,500	4,200	3,325	3,325	3,325	0	3,325
Carburanti si lubrifianti	20.01.05	75,000	75,000	60,000	35,000	35,000	35,000	0	46,314
Piese de schimb	20.01.06	13,000	13,000	10,700	4,733	4,733	4,733	0	4,733

Transport	20.01.07	4,000	4,000	4,000	0	0	0	0	0	0	0	0	0
Posta, telecomunicatii, radio, tv, internet	20.01.08	25,000	25,000	21,000	17,221	17,221	17,221	17,221	0	0	0	0	0
Materiale si prestari de servicii cu caracter functional	20.01.09	153,000	153,000	119,000	65,787	65,787	64,449	1,338	0	0	0	0	17,542
Alte bunuri si servicii pentru intretinere si functionare	20.01.30	89,000	89,000	69,000	62,232	62,232	62,232	0	0	0	0	0	63,910
Reparatii curente	20.02	30,000	30,000	28,000	13,637	13,637	13,637	0	0	0	0	0	63,069
Hrana	20.03	13,000	13,000	10,000	0	0	0	0	0	0	0	0	13,637
Hrana pentru oameni	20.03.01	13,000	13,000	10,000	0	0	0	0	0	0	0	0	0
Bunuri de natura obiectelor de inventar	20.05	124,000	124,000	124,000	44,549	44,549	44,549	0	0	0	0	0	76,762
Uniforme si echipament	20.05.01	115,000	115,000	115,000	41,138	41,138	41,138	0	0	0	0	0	75,300
Alte obiecte de inventar	20.05.30	9,000	9,000	9,000	3,411	3,411	3,411	0	0	0	0	0	1,462
Deplasari, detasari, transferari	20.06	10,000	10,000	10,000	0	0	0	0	0	0	0	0	0
Deplasari interne, detasari, transferari	20.06.01	10,000	10,000	10,000	0	0	0	0	0	0	0	0	0
Carti, publicatii si materiale documentare	20.11	8,000	8,000	8,000	5,490	5,490	5,490	0	0	0	0	0	7,775
Pregatire profesionala	20.13	34,000	34,000	34,000	29,036	29,036	29,036	0	0	0	0	0	29,036
Protectia muncii	20.14	20,000	20,000	15,000	14,639	14,639	14,639	0	0	0	0	0	14,639
Munitie, furnituri si armament de natura activelor	20.15	10,000	10,000	10,000	0	0	0	0	0	0	0	0	0
Alte cheltuieli	20.30	258,000	258,000	67,600	39,640	39,640	37,060	2,580	0	0	0	0	38,007
Prime de asigurare non-Viata	20.30.03	33,000	33,000	30,000	15,960	15,960	15,960	0	0	0	0	0	15,233
Chirii	20.30.04	11,000	11,000	8,600	10,320	10,320	7,740	2,580	0	0	0	0	7,740
Alte cheltuieli cu bunuri si servicii	20.30.30	214,000	214,000	29,000	13,360	13,360	13,360	0	0	0	0	0	15,034
70. CHELTUIELI DE CAPITAL (70=71+72)	70	100,000	100,000	100,000	0	0	0	0	0	0	0	0	24,306
TITLUL XIII ACTIVE NEFINANCIARE	71	100,000	100,000	100,000	0	0	0	0	0	0	0	0	24,306
Active fixe (Inclusiv reparatii capitale)	71.01	100,000	100,000	100,000	0	0	0	0	0	0	0	0	24,306
Masini, echipamente si mijloace de transport	71.01.02	90,000	90,000	90,000	0	0	0	0	0	0	0	0	20,102
Alte active fixe (Inclusiv reparatii capitale)	71.01.30	10,000	10,000	10,000	0	0	0	0	0	0	0	0	4,204
TITLUL XIX PLATI EFECTUATE IN ANII PRECEDENTI SI RECUPERATE IN ANUL CURENT	85	0	-14,990	-14,990	-14,984	-14,984	-14,984	-14,984	0	0	0	0	0
Plati efectuate in anii precedenti si recuperate in anul curent	85.01	0	-14,990	-14,990	-14,984	-14,984	-14,984	-14,984	0	0	0	0	0
Plati efectuate in anii precedenti si recuperate in anul curent in sectiunea de functionare a bugetului local	85.01.01	0	-14,990	-14,990	-14,984	-14,984	-14,984	-14,984	0	0	0	0	0



PRIMAR
Cristi Valentin Misaila

DIRECTOR EXECUTIV,
Carmen Grosu

Sef serviciu buget-contabilitate,
Poiana Simona

Contul de executie al bugetului institutiilor publice la data de 30.09.2017
sursa de finantare : 02

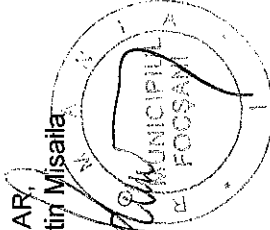
Capitol 65.02

Denumire	CodIndicator	Credite de angajament	Credite bugetare initiale	Credite bugetare trimestriale	Angajamente bugetare	Angajamente legale	Plati efectuate	Angajamente legale de platit	Cheltuieli efective
TOTAL CHELTUIELI	00	91,032,040	90,011,800	71,396,410	68,558,222	68,558,222	64,372,641	4,185,581	65,659,541
CHELTUIELI CURENTE	01	86,454,510	86,454,510	67,839,120	67,829,388	67,829,388	63,701,195	4,128,193	65,239,918
TITLUL I CHELTUIELI DE PERSONAL	10	72,574,000	72,574,000	56,274,000	59,279,313	59,279,313	55,212,869	4,066,444	56,361,704
Cheltuieli salariale in bani	10.01	59,778,240	59,778,240	45,555,540	48,305,508	48,305,508	45,008,502	3,297,006	46,117,177
Salarii de baza	10.01.01	54,686,710	54,686,710	41,388,710	44,143,715	44,143,715	41,063,499	3,080,216	42,221,780
Sporuri pentru conditii de munca	10.01.05	21,000	21,000	11,600	8,102	8,102	7,619	483	7,559
Alte sporuri	10.01.06	250,050	250,050	184,350	151,967	151,967	146,920	5,047	148,378
Ore suplimentare	10.01.07	300	300	300	0	0	0	0	0
Fond pentru posturi ocupate prin cumul	10.01.10	131,400	131,400	77,000	72,908	72,908	66,158	6,750	65,409
Fond aferent platii cu ora	10.01.11	4,687,280	4,687,280	3,892,080	3,928,816	3,928,816	3,724,306	204,510	3,674,051
Indemnizatii platite unor persoane din afara unitatii	10.01.12	1,000	1,000	1,000	0	0	0	0	0
Indemnizatii de delegare	10.01.13	500	500	500	0	0	0	0	0
Contributii	10.03	12,795,760	12,795,760	10,718,460	10,973,805	10,973,805	10,204,367	769,438	10,244,527
Contributii de asigurari sociale de stat	10.03.01	8,786,260	8,786,260	7,327,680	7,647,555	7,647,555	7,126,609	520,946	7,158,229
Contributii de asigurari de somaj	10.03.02	311,930	311,930	263,200	238,608	238,608	218,729	19,879	219,845
Contributii de asigurari sociale de sanatate	10.03.03	2,899,860	2,899,860	2,469,720	2,526,676	2,526,676	2,339,547	187,129	2,350,217
Contributii de asigurari pentru accidente de munca si boli profesionale	10.03.04	143,150	143,150	120,800	88,368	88,368	78,094	10,274	78,398
Contributii pentru concedii si indemnizatii	10.03.06	654,560	654,560	537,060	472,598	472,598	441,388	31,210	437,838
TITLUL II BUNURI SI SERVICII	20	11,665,510	11,665,510	9,992,310	7,529,541	7,529,541	7,476,599	52,942	7,705,841
Bunuri si servicii	20.01	8,666,300	8,666,300	7,363,100	5,608,713	5,608,713	5,598,974	9,739	5,703,727
Furnituri de birou	20.01.01	79,050	79,050	61,250	35,294	35,294	35,294	0	53,063
Materiale pentru curatenie	20.01.02	183,920	183,920	141,720	99,094	99,094	99,094	0	126,777
Incalzit, iluminat si forta motrica	20.01.03	5,959,300	5,959,300	5,213,000	4,084,865	4,084,865	4,079,802	5,063	4,060,071
-incalzire-sistem centralizat (ENET)	20.01.03.01	4,866,880	4,866,880	4,291,030	3,394,949	3,394,949	3,394,949	0	3,378,614
-incalzire cu gaze (Distrigaz)	20.01.03.02	372,520	372,520	351,120	276,426	276,426	276,426	0	276,853
-Incalzire cu combustibil solid	20.01.03.03	10,000	10,000	8,800	1,785	1,785	1,785	0	1,785
- energie electrica (ELECTRICA)	20.01.03.04	709,900	709,900	562,050	411,705	411,705	406,642	5,063	402,819
Apa, canal si salubritate	20.01.04	966,900	966,900	783,700	637,391	637,391	636,613	778	646,677

Carburanti si lubrifianti	20.01.05	96,250	96,250	60,550	20,335	20,335	20,335	0	32,728
Piese de schimb	20.01.06	24,500	24,500	15,400	3,894	3,894	3,894	0	3,894
Transport	20.01.07	141,000	141,000	104,200	54,880	54,880	54,880	0	54,880
Posta, telecomunicatii, radio, tv, internet	20.01.08	145,800	145,800	127,150	105,462	105,462	105,462	128	105,473
Materiale si prestari de servicii cu caracter functional	20.01.09	410,000	410,000	298,650	206,237	206,237	206,237	0	228,240
Alte bunuri si servicii pentru intretinere si functionare	20.01.30	659,580	659,580	557,480	361,261	361,261	357,491	3,770	391,924
Reparatii curente	20.02	1,619,500	1,619,500	1,537,400	1,252,539	1,252,539	1,223,242	29,297	1,278,846
Medicamente si materiale sanitare	20.04	64,200	64,200	46,800	17,596	17,596	17,596	0	29,492
Medicamente	20.04.01	4,700	4,700	3,300	2,282	2,282	2,282	0	2,282
Materiale sanitare	20.04.02	3,200	3,200	2,100	600	600	600	0	600
Reactivi	20.04.03	1,700	1,700	600	600	600	600	0	600
Dezinfectanti	20.04.04	54,600	54,600	40,800	14,114	14,114	14,114	0	26,010
Bunuri de natura obiectelor de inventar	20.05	303,100	303,100	269,100	150,264	150,264	147,613	2,651	207,006
Uniforme si echipament	20.05.01	3,600	3,600	3,300	1,935	1,935	1,935	0	0
Lenjerie si accesorii de pat	20.05.03	12,000	12,000	12,000	2,759	2,759	2,759	0	0
Alte obiecte de inventar	20.05.30	287,500	287,500	253,800	145,570	145,570	142,919	2,651	207,006
Deplasari, detasari, transferari	20.06	16,500	16,500	14,900	4,145	4,145	4,145	0	4,145
Deplasari interne, detasari, transferari	20.06.01	16,500	16,500	14,900	4,145	4,145	4,145	0	4,145
Materiale de laborator	20.09	13,900	13,900	6,500	1,308	1,308	1,308	840	2,545
Carti, publicatii si materiale documentare	20.11	40,700	40,700	28,500	1,786	1,786	1,786	0	1,116
Pregatire profesionala	20.13	44,460	44,460	37,860	10,905	10,905	10,905	0	10,905
Protectia muncii	20.14	47,350	47,350	37,100	13,988	13,988	13,988	0	16,471
Alte cheltuieli	20.30	849,500	849,500	651,050	468,297	468,297	457,882	10,415	451,588
Prime de asigurare non-viata	20.30.03	10,000	10,000	7,000	1,965	1,965	1,965	0	1,965
Chirii	20.30.04	190,000	190,000	147,500	126,500	126,500	126,500	0	126,500
Alte cheltuieli cu bunuri si servicii	20.30.30	649,500	649,500	496,550	339,832	339,832	329,417	10,415	323,123
TITLUL VII ALTE TRANSFERURI	55	217,000	217,000	164,000	0	0	0	0	0
A. Transferuri interne.	55.01	217,000	217,000	164,000	0	0	0	0	0
Finantarea invatamantului particular sau confesional acreditat	55.01.63	217,000	217,000	164,000	0	0	0	0	0
TITLUL VIII PROIECTE CU FINANTARE DIN FONDURI EXTERNE NERAMBURSABILE(FEN) POSTADERARE	56	0	0	0	0	0	0	0	103,796
Programa din Fondul European de Dezvoltare Regionala (FEDR)	56.01	0	0	0	0	0	0	0	103,796
Finantare nationala	56.01.01	0	0	0	0	0	0	0	12,611
Finantare de la Uniunea Europeana	56.01.02	0	0	0	0	0	0	0	27,214
Cheltuieli neeligibile	56.01.03	0	0	0	0	0	0	0	63,971
TITLUL IX ASISTENTA SOCIALA	57	1,295,000	1,295,000	929,490	777,656	777,656	768,849	8,807	825,699
Ajutoare sociale	57.02	1,295,000	1,295,000	929,490	777,656	777,656	768,849	8,807	825,699
Ajutoare sociale in numerar	57.02.01	1,036,000	1,036,000	764,800	684,169	684,169	684,169	0	741,134

Ajutoare sociale in natura	57.02.02	224,000	224,000	129,690	58,487	58,487	58,030	457	57,915
Tichete de cresa si tichete sociale pentru gradinita	57.02.03	35,000	35,000	35,000	35,000	35,000	26,650	8,350	26,650
TITLUL XI ALTE CHELTUIELI	59	703,000	703,000	479,320	242,878	242,878	242,878	0	242,878
Burse	59.01	703,000	703,000	479,320	242,878	242,878	242,878	0	242,878
70. CHELTUIELI DE CAPITAL (70=71+72)	70	4,577,530	3,584,290	3,584,290	766,365	766,365	708,977	57,388	419,623
TITLUL XIII ACTIVE NEFINANCIARE	71	4,577,530	3,584,290	3,584,290	766,365	766,365	708,977	57,388	419,623
Active fixe (inclusiv reparatii capitale)	71.01	4,561,470	3,568,230	3,568,230	751,213	751,213	693,825	57,388	419,623
Constructii	71.01.01	2,102,320	1,109,080	1,109,080	392,611	392,611	392,611	0	32,544
Masini, echipamente si mijloace de transport	71.01.02	514,650	514,650	514,650	103,372	103,372	103,372	0	96,112
Mobilier, aparatura biroutica si alte active corporale	71.01.03	0	0	0	0	0	0	0	197,946
Alte active fixe (inclusiv reparatii capitale)	71.01.30	1,944,500	1,944,500	1,944,500	255,230	255,230	197,842	57,388	93,021
Reparatii capitale aferente activelor fixe	71.03	16,060	16,060	16,060	15,152	15,152	15,152	0	0
TITLUL XIX PLATI EFECTUATE IN ANII PRECEDENTI SI RECUPERATE IN ANUL CURENT	85	0	-27,000	-27,000	-37,531	-37,531	-37,531	0	0
Plati efectuate in anii precedenti si recuperate in anul curent	85.01	0	-27,000	-27,000	-37,531	-37,531	-37,531	0	0
Plati efectuate in anii precedenti si recuperate in anul curent in sectiunea de functionare a bugetului local	85.01.01	0	-27,000	-27,000	-37,531	-37,531	-37,531	0	0

PRIMAR,
Cristi Valentin Misaila



DIRECTOR EXECUTIV,

Calina Grosu

Sef serviciu buget-contabilitate,
Poleana Simona

Contul de executie al bugetului institutiilor publice la data de 30.09.2017
sursa de finantare : 02

Capitol 66.02

Denumire	CodIndicator	Credite de angajament	Credite bugetare initiale	Credite bugetare trimestriale	Angajamente bugetare	Angajamente legale	Plati efectuate	Angajamente legale de platit	Cheltuieli efective
TOTAL CHELTUIELI	00	5,351,000	5,351,000	4,237,000	4,492,410	4,492,410	2,541,007	1,951,403	2,585,890
CHELTUIELI CURENTE	01	4,489,000	4,489,000	3,375,000	4,435,944	4,435,944	2,541,007	1,894,937	2,576,695
TITLUL I CHELTUIELI DE PERSONAL	10	4,348,000	4,348,000	3,243,000	4,348,000	4,348,000	2,508,862	1,839,138	2,518,388
Cheltuieli salariale in bani	10.01	3,519,000	3,519,000	2,597,000	3,519,000	3,519,000	2,047,716	1,471,284	2,055,657
Salarii de baza	10.01.01	3,118,000	3,118,000	2,296,000	3,118,000	3,118,000	1,808,401	1,309,599	1,813,729
Alte sporuri	10.01.06	400,000	400,000	300,000	400,000	400,000	239,179	160,821	241,792
Indemnizatii de delegare	10.01.13	1,000	1,000	1,000	1,000	1,000	136	864	136
Contributii	10.03	829,000	829,000	646,000	829,000	829,000	461,146	367,854	462,731
Contributii de asigurari sociale de stat	10.03.01	506,000	506,000	394,000	506,000	506,000	323,848	182,152	324,881
Contributii de asigurari de somaj	10.03.02	70,300	70,300	50,200	70,300	70,300	10,238	60,062	10,278
Contributii de asigurari sociale de sanatate	10.03.03	152,100	152,100	121,400	152,100	152,100	106,475	45,625	106,888
Contributii de asigurari pentru accidente de munca si boli profesionale	10.03.04	50,200	50,200	40,140	50,200	50,200	3,180	47,020	3,211
Transferuri privind contributi de sanatate pentru persoane beneficiare de ajutor social	10.03.06	50,400	50,400	40,260	50,400	50,400	17,405	32,995	17,473
TITLUL II BUNURI SI SERVICII	20	116,000	116,000	107,000	62,944	62,944	14,414	48,530	40,576
Bunuri si servicii	20.01	36,000	36,000	27,000	21,944	21,944	12,502	9,442	19,859
Furnituri de birou	20.01.01	4,000	4,000	4,000	2,204	2,204	0	2,204	4,124
Material pentru curatenie	20.01.02	3,000	3,000	3,000	3,000	3,000	0	3,000	608
Alte bunuri si servicii pentru intretinere si functionare	20.01.30	29,000	29,000	20,000	16,740	16,740	12,502	4,238	15,127
Medicamente si materiale sanitare	20.04	45,000	45,000	45,000	40,000	40,000	1,712	38,288	17,977
Medicamente	20.04.01	20,000	20,000	20,000	20,000	20,000	1,490	18,510	7,131
Material sanitare	20.04.02	20,000	20,000	20,000	20,000	20,000	222	19,778	10,596
Dezinfectanti	20.04.04	5,000	5,000	5,000	0	0	0	0	250
Bunuri de natura obiectelor de inventar	20.05	25,000	25,000	25,000	0	0	0	0	2,540
Alte obiecte de inventar	20.05.30	25,000	25,000	25,000	0	0	0	0	2,540
Pregatire profesionala	20.13	10,000	10,000	10,000	1,000	1,000	200	800	200
TITLUL IX ASISTENTA SOCIALA	57	25,000	25,000	25,000	25,000	25,000	17,731	7,269	17,731


Ajutoare sociale	57.02	25,000	25,000	25,000	25,000	25,000	25,000	17,731	7,269	17,731
Ajutoare sociale in natura	57.02.02	25,000	25,000	25,000	25,000	25,000	25,000	17,731	7,269	17,731
70. CHELTUIELI DE CAPITAL (70=71+72)	70	862,000	862,000	862,000	862,000	862,000	56,466	0	56,466	9,195
TITLUL XIII ACTIVE NEFINANCIARE	71	862,000	862,000	862,000	862,000	862,000	56,466	0	56,466	9,195
Active fixe (inclusiv reparatii capitale)	71.01	862,000	862,000	862,000	862,000	862,000	56,466	0	56,466	9,195
Constructii	71.01.01	837,000	837,000	837,000	837,000	837,000	56,466	0	56,466	0
Masini, echipamente si mijloace de transport	71.01.02	0	0	0	0	0	0	0	0	9,195
Alte active fixe (inclusiv reparatii capitale)	71.01.30	25,000	25,000	25,000	25,000	25,000	0	0	0	0

PRIMAR,
Cristi Valeriu Misaila



DIRECTOR EXECUTIV,
Carmen Grosu

Sef serviciu buget-contabilitate,
Poiana Simona



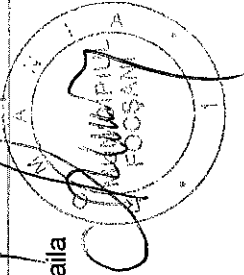
Contul de executie al bugetului institutiilor publice la data de 30.09.2017
sursa de finantare : 02

Capitol 67.02

Denumire	CodIndicator	Credite de angajament	Credite bugetare initiale	Credite bugetare trimestriale	Angajamente bugetare	Angajamente legale	Plati efectuate	Angajamente legale de platit	Cheltuieli efective
TOTAL CHELTUIELI	00	24,371,860	23,190,580	20,255,840	15,395,089	15,395,089	12,346,092	3,048,997	13,315,073
CHELTUIELI CURENTE	01	19,358,590	19,358,590	16,423,850	14,310,009	14,310,009	12,296,132	2,013,877	12,460,630
TITLUL I CHELTUIELI DE PERSONAL	10	2,046,000	2,046,000	1,547,460	1,383,283	1,383,283	1,383,283	0	1,486,067
Cheltuieli salariale in bani	10.01	1,692,000	1,692,000	1,277,250	1,123,088	1,123,088	1,123,088	0	1,210,025
Salarii de baza	10.01.01	1,622,000	1,622,000	1,228,000	1,093,065	1,093,065	1,093,065	0	1,181,162
Sporuri pentru conditii de munca	10.01.05	56,000	56,000	38,500	22,138	22,138	22,138	0	19,564
Alte sporuri	10.01.06	11,000	11,000	8,500	7,885	7,885	7,885	0	9,299
Indemnizatii de delegare	10.01.13	3,000	3,000	2,250	0	0	0	0	0
Contributii	10.03	354,000	354,000	270,210	260,195	260,195	260,195	0	276,042
Contributii de asigurari sociale de stat	10.03.01	241,500	241,500	181,500	180,282	180,282	180,282	0	193,907
Contributii de asigurari de somaj	10.03.02	8,000	8,000	6,000	5,617	5,617	5,617	0	6,051
Contributii de asigurari sociale de sanatate	10.03.03	80,000	80,000	60,000	58,407	58,407	58,407	0	62,922
Contributii de asigurari pentru accidente de munca si boli profesionale	10.03.04	3,500	3,500	2,750	2,675	2,675	2,675	0	2,877
Contributii pentru concedii si indemnizatii	10.03.06	21,000	21,000	19,960	13,214	13,214	13,214	0	10,285
TITLUL II BUNURI SI SERVICII	20	4,127,380	4,127,380	3,741,680	3,430,376	3,430,376	1,468,541	1,961,835	1,530,255
Bunuri si servicii	20.01	1,090,800	1,090,800	835,600	768,491	768,491	697,340	71,151	791,487
Furnituri de birou	20.01.01	1,500	1,500	1,300	653	653	653	0	653
Materiale pentru curatenie	20.01.02	2,500	2,500	2,000	1,082	1,082	666	416	937
Incalzit, Iluminat si forta motrica	20.01.03	70,000	70,000	52,500	32,288	32,288	30,695	1,593	32,289
- energie electrica (ELECTRICA)	20.01.03.04	70,000	70,000	52,500	32,288	32,288	30,695	1,593	32,289
Apa, canal si salubritate	20.01.04	258,300	258,300	208,300	222,304	222,304	201,539	20,765	222,304
Carburanti si lubrifianti	20.01.05	45,000	45,000	35,000	22,156	22,156	20,163	1,993	22,094
Piese de schimb	20.01.06	20,000	20,000	16,000	9,721	9,721	9,575	146	9,721
Materiale si prestari de servicii cu caracter functional	20.01.09	584,500	584,500	431,500	409,084	409,084	364,993	44,091	431,988
Alte bunuri si servicii pentru intretinere si functionare	20.01.30	109,000	109,000	89,000	71,203	71,203	69,056	2,147	71,501
Reparatii curente	20.02	143,000	143,000	128,500	8,772	8,772	8,772	0	8,772

Bunuri de natura obiectelor de inventar	20.05	60,000	60,000	52,500	44,464	44,464	40,708	3,756	0
Uniforme si echipament	20.05.01	34,000	34,000	29,000	27,932	27,932	27,932	0	0
Alte obiecte de inventar	20.05.30	26,000	26,000	23,500	16,532	16,532	12,776	3,756	0
Deplasari, detasari, transferari	20.06	2,000	2,000	2,000	0	0	0	0	0
Deplasari interne, detasari, transferari	20.06.01	2,000	2,000	2,000	0	0	0	0	0
Pregatire profesionala	20.13	5,000	5,000	5,000	1,500	1,500	0	1,500	1,500
Protectia muncii	20.14	6,000	6,000	5,000	3,350	3,350	3,350	0	0
Contributii ale administratiei publice locale la realizarea unor lucrari si servicii de interes public local, in baza unor conventii sau contracte de asociere	20.19	2,008,380	2,008,380	2,008,380	2,000,000	2,000,000	311,015	1,688,985	311,015
Alte cheltuieli	20.30	812,200	812,200	704,700	603,799	603,799	407,356	196,443	414,131
Alte cheltuieli cu bunuri si servicii	20.30.30	812,200	812,200	704,700	603,799	603,799	407,356	196,443	414,131
TITLUL VI TRANSFERURI INTRE UNITATI ALE ADMINISTRATIEI PUBLICE	51	13,165,210	13,165,210	11,114,710	9,496,000	9,496,000	9,444,000	52,000	9,444,000
Transferuri curente	51.01	13,087,500	13,087,500	11,037,000	9,453,500	9,453,500	9,401,500	52,000	9,401,500
Transferuri catre institutii publice	51.01.01	13,087,500	13,087,500	11,037,000	9,453,500	9,453,500	9,401,500	52,000	9,401,500
Transferuri de capital	51.02	77,710	77,710	77,710	42,500	42,500	42,500	0	42,500
Alte transferuri de capital catre institutii publice	51.02.29	77,710	77,710	77,710	42,500	42,500	42,500	0	42,500
TITLUL XI ALTE CHELTUIELI	59	20,000	20,000	20,000	350	350	308	42	308
Programe pentru tineret	59.08	20,000	20,000	20,000	350	350	308	42	308
70. CHELTUIELI DE CAPITAL (70=71+72)	70	5,013,270	3,834,400	3,834,400	1,087,480	1,087,480	52,360	1,035,120	854,443
TITLUL XIII ACTIVE NEFINANCIARE	71	5,013,270	3,834,400	3,834,400	1,087,480	1,087,480	52,360	1,035,120	854,443
Active fixe (inclusiv reparatii capitale)	71.01	5,013,270	3,834,400	3,834,400	1,087,480	1,087,480	52,360	1,035,120	854,443
Constructii	71.01.01	4,364,370	3,185,500	3,185,500	1,035,120	1,035,120	0	1035120	800,854
Masini, echipamente si mijloace de transport	71.01.02	214,000	214,000	214,000	52,360	52,360	52,360	0	40,647
Mobilier, aparatura birou si alte active corporale	71.01.03	0	0	0	0	0	0	0	6,250
Alte active fixe (inclusiv reparatii capitale)	71.01.30	434,900	434,900	434,900	0	0	0	0	6,692
TITLUL XIX PLATI EFECTUATE IN ANII PRECEDENTI SI RECUPERATE IN ANUL CURENT	85	0	-2,410	-2,410	-2,400	-2,400	-2,400	0	0
Plati efectuate in anii precedenti si recuperate in anul curent	85.01	0	-2,410	-2,410	-2,400	-2,400	-2,400	0	0
Plati efectuate in anii precedenti si recuperate in anul curent in sectiunea de functionare a bugetului local	85.01.01	0	-1,920	-1,920	-1,912	-1,912	-1,912	0	0
Plati efectuate in anii precedenti si recuperate in anul curent in sectiunea de dezvoltare a bugetului local	85.01.02	0	-490	-490	-488	-488	-488	0	0

PRIMAR,
Cristi Valentin Misaila



DIRECTOR EXECUTIV,
Carmen Grosu

Sef serviciu buget-contabilitate,
Poiana Simona

Contul de executie al bugetului institutiilor publice la data de 30.09.2017
sursa de finantare : 02


Capitol 68.02

Denumire	CodIndicator	Credite de angajament	Credite bugetare initiale	Credite bugetare trimestriale	Angajamente bugetare	Angajamente legale	Plati efectuate	Angajamente legale de plattit	Cheltuieli efective
TOTAL CHELTUIELI	00	26,288,640	26,169,220	19,820,200	21,263,465	21,263,465	17,222,140	4,041,325	17,576,153
CHELTUIELI CURENTE	01	25,722,640	25,722,640	19,373,620	21,254,237	21,254,237	17,212,912	4,041,325	17,537,427
TITLUL I CHELTUIELI DE PERSONAL	10	13,888,000	13,888,000	10,771,280	11,401,026	11,401,026	9,880,412	1,520,614	10,040,221
Cheltuieli salariale in bani	10.01	11,877,200	11,877,200	8,905,810	9,479,775	9,479,775	8,068,268	1,411,507	8,195,708
Salarii de baza	10.01.01	11,771,000	11,771,000	8,821,410	9,394,904	9,394,904	8,005,892	1,389,012	8,144,422
Sporuri pentru conditii de munca	10.01.05	81,500	81,500	62,200	61,102	61,102	47,282	13,820	41,207
Alte sporuri	10.01.06	15,000	15,000	15,000	15,000	15,000	14,183	817	8,900
Indemnizatii platite unor persoane din afara unitatii	10.01.12	3,000	3,000	2,000	3,000	3,000	146	2854	414
Indemnizatii de delegare	10.01.13	6,700	6,700	5,200	5,769	5,769	765	5004	765
Contributii	10.03	2,010,800	2,010,800	1,865,470	1,921,251	1,921,251	1,812,144	109,107	1,844,513
Contributii de asigurari sociale de stat	10.03.01	1,396,500	1,396,500	1,292,110	1,334,065	1,334,065	1,277,716	56,349	1,298,227
Contributii de asigurari de somaj	10.03.02	46,000	46,000	41,530	44,034	44,034	32,076	11,958	32,565
Contributii de asigurari sociale de sanatate	10.03.03	461,500	461,500	430,790	439,326	439,326	419,498	19,828	426,107
Contributii de asigurari pentru accidente de munca si boli profesionale	10.03.04	18,300	18,300	16,880	17,766	17,766	13,299	4,467	13,147
Transferuri privind contributiile de sanatate pentru persoane beneficiare de ajutor social	10.03.06	88,500	88,500	84,160	86,060	86,060	69,555	16,505	74,467
TITLUL II BUNURI SI SERVICII	20	4,180,640	4,180,640	3,283,900	2,792,611	2,792,611	2,321,697	470,914	2,457,556
Bunuri si servicii	20.01	821,760	821,760	672,590	615,612	615,612	452,556	163,056	476,859
Furnituri de birou	20.01.01	22,700	22,700	15,500	6,432	6,432	4,487	1,945	7,416
Material pentru curatenie	20.01.02	43,400	43,400	30,220	26,142	26,142	24,642	1,500	25,706
Incalzit, Iluminat si forta motrica	20.01.03	379,000	379,000	307,020	311,029	311,029	185,135	125,894	188,433
Incalzire Enet	20.01.03.01	232,000	232,000	183,000	205,065	205,065	105,664	99,401	128,056
-incalzire cu gaze (Distrigaz)	20.01.03.02	76,500	76,500	69,050	45,157	45,157	42,642	2,515	33,230
- energie electrica (ELECTRICA)	20.01.03.04	70,500	70,500	54,970	60,807	60,807	36,829	23,978	27,147
Apa, canal si salubritate	20.01.04	95,400	95,400	70,540	53,364	53,364	51,005	2,359	51,576
Carburanti si lubrifianti	20.01.05	18,000	18,000	13,500	10,883	10,883	3,283	7,600	9,737
Piese de schimb	20.01.06	5,000	5,000	3,540	1,254	1,254	898	356	898
Posta, telecomunicatii, radio, tv, internet	20.01.08	26,600	26,600	22,060	23,186	23,186	15,337	7,849	16,178

Materiale si prestari de servicii cu caracter functional	20.01.09	22,760	18,660	19,076	19,076	19,076	14,227	4,849	15,310
Alte bunuri si servicii pentru intretinere si functionare	20.01.30	208,900	191,550	164,246	164,246	164,246	153,542	10,704	161,605
Reparatii curente	20.02	234,220	175,200	96,378	96,378	96,378	82,947	13,431	82,947
Hrana	20.03	2,183,000	1,700,230	1,257,246	1,257,246	1,257,246	1,231,719	25,527	1,360,974
Hrana pentru oameni	20.03.01	2,183,000	1,700,230	1,257,246	1,257,246	1,257,246	1,231,719	25,527	1,360,974
Medicamente si materiale sanitare	20.04	17,000	12,200	7,190	7,190	7,190	7,190	0	7,347
Medicamente	20.04.01	7,500	5,600	3,329	3,329	3,329	3,329	0	3,896
Materiale sanitare	20.04.02	5,000	3,400	2,028	2,028	2,028	2,028	0	1,998
Dezinfectanti	20.04.04	4,500	3,200	1,833	1,833	1,833	1,833	0	1,453
Bunuri de natura obiectelor de inventar	20.05	77,340	73,540	47,844	47,844	47,844	47,819	25	13,984
Uniforme si echipament	20.05.01	7,100	6,600	2,881	2,881	2,881	2,881	0	3,849
Lenjerie si accesorii de pat	20.05.03	1,000	800	0	0	0	0	0	1,452
Alte obiecte de inventar	20.05.30	69,240	66,140	44,963	44,963	44,963	44,938	25	8,683
Deplasari, detasari, transferari	20.06	50,140	50,140	49,040	49,040	49,040	44,354	4,686	46,604
Deplasari interne, detasari, transferari	20.06.01	49,100	49,100	48,005	48,005	48,005	43,319	4,686	45,569
Deplasari in strainatate	20.06.02	1,040	1,040	1,035	1,035	1,035	1,035	0	1,035
Carti, publicatii si materiale documentare	20.11	2,000	600	0	0	0	0	0	0
Pregatire profesionala	20.13	25,880	25,380	17,950	17,950	17,950	17,060	890	17,860
Protectia muncii	20.14	15,500	7,220	3,782	3,782	3,782	2,833	949	2,833
Contributii ale administratiilor publice locale la realizarea unor lucrari si servicii de interes public local, in baza unor conventii sau contracte de asociere	20.19	607,000	462,000	607,000	607,000	607,000	370,576	236,424	370,576
Alte cheltuieli	20.30	146,800	104,800	90,569	90,569	90,569	64,643	25,926	77,572
Reclama si publicitate	20.30.01	3,200	2,700	1,500	1,500	1,500	1,178	322	1,178
Prime de asigurare non-Viata	20.30.03	7,600	6,600	3,077	3,077	3,077	3,077	0	3,077
Alte cheltuieli cu bunuri si servicii	20.30.30	136,000	95,500	85,992	85,992	85,992	60,388	25,604	73,317
TITLUL IX ASISTENTA SOCIALA	57	7,654,000	5,318,440	7,060,600	7,060,600	7,060,600	5,010,803	2,049,797	5,039,650
Ajutoare sociale	57.02	7,654,000	5,318,440	7,060,600	7,060,600	7,060,600	5,010,803	2,049,797	5,039,650
Ajutoare sociale in numerar	57.02.01	4,658,000	3,096,000	4,103,000	4,103,000	4,103,000	3,058,375	1,044,625	3,080,322
Ajutoare sociale in natura	57.02.02	2,206,000	1,640,440	2,206,000	2,206,000	2,206,000	1,538,428	667,572	1,538,428
Tichete cadou acordate pentru cheltuieli sociale	57.02.04	790,000	582,000	751,600	751,600	751,600	414,000	337,600	420,900
TITLUL XIII ACTIVE NEFINANCIARE	70	566,000	566,000	566,000	566,000	566,000	566,000	0	38,726
Active fixe (inclusiv reparatii capitale)	71	566,000	566,000	566,000	566,000	566,000	566,000	0	38,726
Active fixe (inclusiv reparatii capitale)	71.01	566,000	566,000	566,000	566,000	566,000	566,000	0	38,726
Constructii	71.01.01	0	0	0	0	0	0	0	10,239
Masini, echipamente si mijloace de transport	71.01.02	204,500	204,500	119,921	119,921	119,921	119,921	0	15,000
Mobilier, aparatura biroutica si alte active corporale	71.01.03	30,000	30,000	13,216	13,216	13,216	13,216	0	13,487
Alte active fixe (inclusiv reparatii capitale)	71.01.30	331,500	331,500	0	0	0	0	0	0
TITLUL XIX PLATI EFECTUATE IN ANII PRECEDENTI SI RECUPERATE IN ANUL CURENT	85	0	-119,420	-123,909	-123,909	-123,909	-123,909	0	0


Plati efectuate in anii precedenti si recuperate in anul curent	85.01	0	-119,420	-119,420	-123,909	-123,909	-123,909	0	0
Plati efectuate in anii precedenti si recuperate in anul curent in sectiunea de functionare a bugetului local	85.01.01	0	-119,420	-119,420	-123,909	-123,909	-123,909	0	0

PRIMAR,
Cristi Valentin Misaila



DIRECTOR EXECUTIV,

Carmen Grosu



Sef serviciu buget-contabilitate,
Poleana Simona



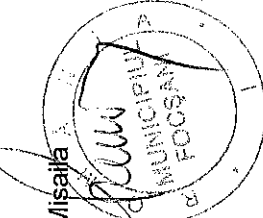
Contul de executie al bugetului institutiilor publice la data de 30.09.2017
sursa de finantare : 02

Capitol 70.02

Denumire	CodIndicator	Credite de angajament	Credite bugetare initiale	Credite bugetare trimestriale	Angajamente bugetare	Angajamente legale	Plati efectuate	Angajamente legale de platit	Cheltuieli efective
TOTAL CHELTUIELI	00	26,416,330	18,573,910	14,675,560	6,454,946	6,454,946	6,210,952	243,994	12,264,654
CHELTUIELI CURENTE	01	14,081,000	13,218,000	9,319,650	6,109,823	6,109,823	5,935,418	174,405	5,973,401
TITLUL I CHELTUIELI DE PERSONAL	10	3,040,000	3,040,000	2,290,000	2,158,265	2,158,265	2,158,265	0	2,308,548
Cheltuieli salariale in bani	10.01	2,470,000	2,470,000	1,861,750	1,759,177	1,759,177	1,759,177	0	1,882,079
Salarii de baza	10.01.01	2,377,000	2,377,000	1,791,250	1,698,285	1,698,285	1,698,285	0	1,819,833
Sporuri pentru conditii de munca	10.01.05	24,000	24,000	16,750	12,640	12,640	12,640	0	11,249
Alte sporuri	10.01.06	64,000	64,000	50,000	48,116	48,116	48,116	0	50,861
Indemnizatii de delegare	10.01.13	5,000	5,000	3,750	136	136	136	0	136
Contributii	10.03	570,000	570,000	428,250	399,088	399,088	399,088	0	426,469
Contributii de asigurari sociale de stat	10.03.01	394,000	394,000	295,500	279,727	279,727	279,727	0	298,838
Contributii de asigurari de somaj	10.03.02	13,000	13,000	9,750	8,742	8,742	8,742	0	9,358
Contributii de asigurari sociale de sanatate	10.03.03	132,000	132,000	99,000	91,531	91,531	91,531	0	97,860
Contributii de asigurari pentru accidente de munca si boli profesionale	10.03.04	6,000	6,000	4,500	4,136	4,136	4,136	0	4,417
Contributii pentru concedii si indemnizatii	10.03.06	25,000	25,000	19,500	14,952	14,952	14,952	0	15,996
TITLUL II BUNURI SI SERVICII	20	11,017,000	10,154,000	7,009,650	3,936,558	3,936,558	3,762,153	174,405	3,649,853
Bunuri si servicii	20.01	9,565,000	8,745,000	5,957,650	3,291,534	3,291,534	3,159,453	132,081	3,281,355
Furnituri de birou	20.01.01	6,000	6,000	4,750	2,686	2,686	2,686	0	2,686
Materiale pentru curatenie	20.01.02	6,000	6,000	4,500	2,664	2,664	2,330	334	3,479
Incalzit, iluminat si forta motrica	20.01.03	2,908,000	2,908,000	1,992,400	1,902,729	1,902,729	1,900,488	2,241	1,902,175
-incalzire-sistem centralizat (ENET)	20.01.03.01	55,000	55,000	18,000	16,335	16,335	16,331	4	16,335
-incalzire cu gaze (Distrigaz)	20.01.03.02	30,000	30,000	26,000	19,840	19,840	19,840	0	19,840
- energie electrica (ELECTRICA)	20.01.03.04	2,823,000	2,823,000	1,948,400	1,866,554	1,866,554	1,864,317	2,237	1,866,000
Apa, canal si salubritate	20.01.04	58,000	58,000	38,000	25,849	25,849	24,466	1,383	25,849
Carburanti si lubrifianti	20.01.05	545,000	545,000	420,000	279,794	279,794	248,267	31,527	299,926
Piese de schimb	20.01.06	67,000	67,000	49,500	26,910	26,910	25,894	1,016	28,461
Posta, telecomunicatii, radio, tv, internet	20.01.08	102,000	102,000	76,500	27,996	27,996	26,028	1,968	26,957
Materiale si prestari de servicii cu caracter functional	20.01.09	2,078,970	2,078,970	825,970	720,590	720,590	705,887	14,703	761,648
Alte bunuri si servicii pentru intretinere si functionare	20.01.30	3,794,030	2,974,030	2,546,030	302,316	302,316	223,407	78,909	230,174
Reparatii curente	20.02	200,000	200,000	146,000	109,862	109,862	72,647	37,215	74,490

Hrana	20.03	60,000	60,000	39,000	9,890	9,413	477	16,175
Hrana pentru animale	20.03.02	60,000	60,000	39,000	9,890	9,413	477	16,175
Medicamente si materiale sanitare	20.04	45,000	45,000	26,000	7,823	7,559	264	20,057
Medicamente	20.04.01	20,000	20,000	11,000	2,233	2,004	229	12,823
Materiale sanitare	20.04.02	15,000	15,000	8,000	2,397	2,362	35	4,191
Dezinfectanti	20.04.04	10,000	10,000	7,000	3,193	3,193	0	3,043
Bunuri de natura obiectelor de inventar	20.05	453,000	453,000	406,000	220,634	219,719	915	0
Uniforme si echipament	20.05.01	73,000	73,000	46,000	18,891	18,891	0	0
Alte obiecte de inventar	20.05.30	380,000	380,000	360,000	201,743	200,828	915	0
Deplasari, detasari, transferari	20.06	1,000	1,000	1,000	110	110	0	110
Deplasari interne, detasari, transferari	20.06.01	1,000	1,000	1,000	110	110	0	110
Carti, publicatii si materiale documentare	20.11	2,000	2,000	2,000	0	0	0	0
Pregatire profesionala	20.13	36,000	36,000	25,000	4,780	4,780	0	4,780
Protectia muncii	20.14	35,000	35,000	26,250	9,532	9,532	0	9,532
Alte cheltuieli	20.30	620,000	577,000	380,750	282,393	278,940	3,453	243,354
Prime de asigurare non-viata	20.30.03	90,000	90,000	50,000	19,776	19,776	0	19,776
Chirii	20.30.04	66,500	66,500	50,250	49,090	47,662	1,428	49,090
Alte cheltuieli cu bunuri si servicii	20.30.30	463,500	420,500	280,500	213,527	211,502	2,025	174,488
TITLUL VII ALTE TRANSFERURI	55	24,000	24,000	20,000	15,000	15,000	0	15,000
A. Transferuri interne.	55.01	24,000	24,000	20,000	15,000	15,000	0	15,000
Alte transferuri curente interne	55.01.18	24,000	24,000	20,000	15,000	15,000	0	15,000
70. CHELTUIELI DE CAPITAL (70=71+72)	70	12,335,330	5,401,200	5,401,200	404,087	334,498	69,589	6,291,253
TITLUL XIII ACTIVE NEFINANCIARE	71	12,335,330	5,401,200	5,401,200	404,087	334,498	69,589	6,291,253
Active fixe (inclusiv reparatii capitale)	71.01	12,335,330	5,401,200	5,401,200	404,087	334,498	69,589	6,291,253
Constructii	71.01.01	8,573,130	1,639,000	1,639,000	155,016	114,701	40,315	5,710,204
Masini, echipamente si mijloace de transport	71.01.02	1,253,000	1,253,000	1,253,000	97,941	97,941	0	365,377
Mobilier, aparatura biroutica si alte active corporale	71.01.03	0	0	0	0	0	0	179,889
Alte active fixe (inclusiv reparatii capitale)	71.01.30	2,509,200	2,509,200	2,509,200	151,130	121,856	29,274	35,783
TITLUL XIX PLATI EFECTUATE IN ANII PRECEDENTI SI RECUPERATE IN ANUL CURENT	85	0	-45,290	-45,290	-58,964	-58,964	0	0
Plati efectuate in anii precedenti si recuperate in anul curent	85.01	0	-45,290	-45,290	-58,964	-58,964	0	0
Plati efectuate in anii precedenti si recuperate in anul curent in sectiunea de functionare a bugetului local	85.01.01	0	-28,760	-28,760	-37,603	-37,603	0	0
Plati efectuate in anii precedenti si recuperate in anul curent 2n sectiunea de dezvoltare a bugetului local	85.01.02	0	-16,530	-16,530	-21,361	-21,361	0	0

PRIMAR,
Cristi Valentin Misaila



DIRECTOR EXECUTIV,
Carmen Grosu


Sef serviciu buget-contabilitate,
Poiana Simona

Contul de executie al bugetului institutiilor publice la data de 30.09.2017
sursa de finantare : 02

Capitol 74.02

Denumire	CodIndicator	Credite de angajament	Credite bugetare initiale	Credite bugetare trimestriale	Angajamente bugetare	Angajamente legale	Plati efectuate	Angajamente legale de platit	Cheltuieli efective
TOTAL CHELTUIELI	00	5,895,000	5,895,000	4,984,900	4,164,022	4,164,022	4,141,913	22,109	2,365,092
CHELTUIELI CURENTE	01	3,895,000	3,895,000	2,984,900	2,164,149	2,164,149	2,142,040	22,109	2,130,849
TITLUL I CHELTUIELI DE PERSONAL	10	2,189,000	2,189,000	1,639,000	1,561,879	1,561,879	1,561,879	0	1,421,835
Cheltuieli salariale in bani	10.01	1,759,900	1,759,900	1,315,150	1,267,615	1,267,615	1,267,615	0	1,157,746
Salarii de baza	10.01.01	1,546,000	1,546,000	1,155,000	1,154,333	1,154,333	1,154,333	0	1,056,584
Sporuri pentru conditii de munca	10.01.05	113,700	113,700	81,700	37,264	37,264	37,264	0	32,551
Alte sporuri	10.01.06	97,200	97,200	76,200	76,001	76,001	76,001	0	68,594
Indemnizatii de delegare	10.01.13	3,000	3,000	2,250	17	17	17	0	17
Contributii	10.03	429,100	429,100	323,850	294,264	294,264	294,264	0	264,089
Contributii de asigurari sociale de stat	10.03.01	295,000	295,000	221,250	202,752	202,752	202,752	0	185,383
Contributii de asigurari de somaj	10.03.02	9,000	9,000	6,750	6,338	6,338	6,338	0	5,789
Contributii de asigurari sociale de sanatate	10.03.03	97,000	97,000	72,750	65,915	65,915	65,915	0	60,202
Contributii de asigurari pentru accidente de munca si boli profesionale	10.03.04	4,100	4,100	3,100	3,008	3,008	3,008	0	2,855
Contributii pentru concedii si indemnizatii	10.03.06	24,000	24,000	20,000	16,251	16,251	16,251	0	9,860
TITLUL II BUNURI SI SERVICII	20	1,701,000	1,701,000	1,340,900	602,270	602,270	580,161	22,109	709,014
Bunuri si servicii	20.01	1,625,350	1,625,350	1,270,600	549,479	549,479	528,560	20,919	673,365
Furnituri de birou	20.01.01	3,000	3,000	2,250	149	149	149	0	149
Materialie pentru curatenie	20.01.02	5,000	5,000	4,250	2,960	2,960	2,960	0	2,960
Incalzit, iluminat si forta motrica	20.01.03	11,000	11,000	8,750	8,505	8,505	8,505	0	8,505
-incalzire-sistem centralizat (ENET)	20.01.03.01	9,000	9,000	7,000	6,977	6,977	6,977	0	6,977
- energie electrica (ELECTRICA)	20.01.03.04	2,000	2,000	1,750	1,528	1,528	1,528	0	1,528
Apa, canal si salubritate	20.01.04	531,350	531,350	531,350	0	0	0	0	0
Carburanti si lubrifianti	20.01.05	541,000	541,000	290,000	157,961	157,961	157,012	949	157,923
Piese de schimb	20.01.06	15,000	15,000	15,000	8,072	8,072	8,072	0	8,072
Materialie si prestari de servicii cu caracter functional	20.01.09	147,000	147,000	147,000	146,323	146,323	129,343	16,980	146,323
Alte bunuri si servicii pentru intretinere si functionare	20.01.30	372,000	372,000	272,000	225,509	225,509	222,519	2,990	349,433
Bunuri de natura obiectelor de inventar	20.05	24,000	24,000	24,000	15,982	15,982	15,982	0	0

Uniforme si echipament	20.05.01	14,000	14,000	14,000	10,463	10,463	10,463	10,463	0	0
Alte obiecte de inventar	20.05.30	10,000	10,000	10,000	5,519	5,519	5,519	5,519	0	0
Deplasari, detasari, transferari	20.06	2,000	2,000	1,500	45	45	45	45	0	45
Deplasari interne, detasari, transferari	20.06.01	2,000	2,000	1,500	45	45	45	45	0	45
Pregatire profesionala	20.13	4,000	4,000	4,000	0	0	0	0	0	0
Protectia muncii	20.14	6,000	6,000	4,900	4,860	4,860	3,670	3,670	1,190	4,860
Alte cheltuieli	20.30	39,650	39,650	35,900	31,904	31,904	31,904	31,904	0	30,744
Prime de asigurare non-viata	20.30.03	8,650	8,650	8,650	8,650	8,650	8,650	8,650	0	8,650
Chirii	20.30.04	15,000	15,000	11,250	10,907	10,907	10,907	10,907	0	10,907
Alte cheltuieli cu bunuri si servicii	20.30.30	16,000	16,000	16,000	12,347	12,347	12,347	12,347	0	11,187
TITLUL VII ALTE TRANSFERURI	55	5,000	5,000	5,000	0	0	0	0	0	0
A. Transferuri interne.	55.01	5,000	5,000	5,000	0	0	0	0	0	0
Alte transferuri curente interne	55.01.18	5,000	5,000	5,000	0	0	0	0	0	0
70. CHELTUIELI DE CAPITAL (70=71+72)	70	2,000,000	2,000,000	2,000,000	2,000,000	2,000,000	2,000,000	2,000,000	0	234,243
TITLUL XIII ACTIVE NEFINANCIARE	71	0	0	0	0	0	0	0	0	234,243
Active fixe (inclusiv reparatii capitale)	71.01	0	0	0	0	0	0	0	0	234,243
Masini, echipamente si mijloace de transport	71.01.02	0	0	0	0	0	0	0	0	232,052
Alte active fixe (inclusiv reparatii capitale)	71.01.30	0	0	0	0	0	0	0	0	2,191
TITLUL XIV ACTIVE FINANCIARE	72	2,000,000	2,000,000	2,000,000	2,000,000	2,000,000	2,000,000	2,000,000	0	0
Active financiare	72.01	2,000,000	2,000,000	2,000,000	2,000,000	2,000,000	2,000,000	2,000,000	0	0
Participare la capitalul social al societatiilor comerciale	72.01.01	2,000,000	2,000,000	2,000,000	2,000,000	2,000,000	2,000,000	2,000,000	0	0
TITLUL XIX PLATI EFECTUATE IN ANII PRECEDENTI SI RECUPERATE IN ANUL CURENT	85	0	0	0	-127	-127	-127	-127	0	0
Plati efectuate in anii precedenti si recuperate in anul curent	85.01	0	0	0	-127	-127	-127	-127	0	0
Plati efectuate in anii precedenti si recuperate in anul curent in sectiunea de functionare a bugetului local	85.01.01	0	0	0	-127	-127	-127	-127	0	0



DIRECTOR EXECUTIV,
Carmen Grosu

Sef serviciu buget-contabilitate,
Pojeana Simona

Contul de executie al bugetului institutiilor publice la data de 30.09.2017
sursa de finantare : 02

Capitol 80.02

Denumire	Cod/Indicativ or	Credite de angajament	Credite bugetare initiale	Credite bugetare trimestriale	Angajamente bugetare	Angajamente legale	Plati efectuate	Angajamente legale de platit	Cheltuieli efective
TOTAL CHELTUIELI	00	3,637,500	3,637,500	3,637,500	3,051,737	3,051,737	3,051,737	0	252,989
CHELTUIELI CURENTE	01	327,500	327,500	327,500	252,989	252,989	252,989	0	252,989
TITLUL II BUNURI SI SERVICII	20	327,500	327,500	327,500	252,989	252,989	252,989	0	252,989
Alte cheltuieli	20.30	327,500	327,500	327,500	252,989	252,989	252,989	0	252,989
Alte cheltuieli cu bunuri si servicii	20.30.30	327,500	327,500	327,500	252,989	252,989	252,989	0	252,989
79. OPERATIUNI FINANCIARE (79=80+81)	79	3,310,000	3,310,000	3,310,000	2,798,748	2,798,748	2,798,748	0	0
TITLUL XVII RAMBURSARI DE CREDITE	81	3,310,000	3,310,000	3,310,000	2,798,748	2,798,748	2,798,748	0	0
Rambursari de credite interne	81.02	3,310,000	3,310,000	3,310,000	2,798,748	2,798,748	2,798,748	0	0
Rambursari de credite interne garantate	81.02.01	110,000	110,000	110,000	0	0	0	0	0
Rambursari de credite aferente datoriei publice interne locale	81.02.05	3,200,000	3,200,000	3,200,000	2,798,748	2,798,748	2,798,748	0	0

PRIMAR
Cristi Valentin Misaila

DIRECTOR EXECUTIV,

Carmen Grosu


Sef serviciu buget-contabilitate,
Poiana Simona

Contul de executie al bugetului institutiilor publice la data de 30.09.2017
sursa de finantare : 02

Capitol 81.02

Denumire	CodIndicator	Credite de angajament	Credite bugetare initiale	Credite bugetare trimestriale	Angajamente bugetare	Angajamente legale	Plati efectuate	Angajamente legale de platit	Cheltuieli efective
TOTAL CHELTUIELI	00	13,293,000	13,213,000	13,213,000	10,106,232	10,106,232	10,006,414	99,818	8,000,632
CHELTUIELI CURENTE	01	10,260,000	10,260,000	10,260,000	10,105,897	10,105,897	10,006,079	99,818	7,755,029
TITLUL II BUNURI SI SERVICII	20	12,000	12,000	12,000	1,608	1,608	1,608	0	2,242
Bunuri si servicii	20.01	12,000	12,000	12,000	1,608	1,608	1,608	0	1,608
Furnituri de birou	20.01.01	10,000	10,000	10,000	0	0	0	0	0
Materiale si prestari de servicii cu caracter functional	20.01.09	2,000	2,000	2,000	1,608	1,608	1,608	0	1,608
Alte cheltuieli	20.30	0	0	0	0	0	0	0	634
Alte cheltuieli cu bunuri si servicii	20.30.30	0	0	0	0	0	0	0	634
TITLUL IV SUBVENTII	40	9,661,000	9,661,000	9,661,000	9,617,318	9,617,318	9,517,500	99,818	7,259,939
Subventii pentru acoperirea diferentelor de pret si tarif	40.03	9,661,000	9,661,000	9,661,000	9,617,318	9,617,318	9,517,500	99,818	7,259,939
TITLUL VIII PROIECTE CU FINANTARE DIN FONDURI EXTERNE NERAMBURSABILE(FEN) POSTADERARE	56	0	0	0	0	0	0	0	5,877
Programe din Fondul de Coeziune	56.03	0	0	0	0	0	0	0	5,877
Finantarea nationala **)	56.03.01	0	0	0	0	0	0	0	3,507
Finantarea Uniunii Europene **)	56.03.02	0	0	0	0	0	0	0	2,370
TITLUL IX ASISTENTA SOCIALA	57	587,000	587,000	587,000	486,971	486,971	486,971	0	486,971
Ajutoare sociale	57.02	587,000	587,000	587,000	486,971	486,971	486,971	0	486,971
Ajutoare sociale in numerar	57.02.01	587,000	587,000	587,000	486,971	486,971	486,971	0	486,971
70. CHELTUIELI DE CAPITAL (70=71+72)	70	3,033,000	2,953,000	2,953,000	335	335	335	0	245,603
TITLUL XIII ACTIVE NEFINANCIARE	71	3,033,000	2,953,000	2,953,000	335	335	335	0	245,603
Active fixe (inclusiv reparatii capitale)	71.01	3,033,000	2,953,000	2,953,000	335	335	335	0	245,603
Constructii	71.01.01	2,883,000	2,803,000	2,803,000	335	335	335	0	245,603
Alte active fixe (inclusiv reparatii capitale)	71.01.30	150,000	150,000	150,000	0	0	0	0	0

PRIMAR
Cristi Valentin Misaila



DIRECTOR EXECUTIV,

Carmen Grosu

Sef serviciu buget-contabilitate,

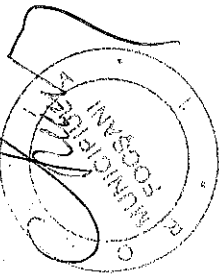
Contul de executie al bugetului institutiilor publice la data de 30.06.2017
sursa de finantare : 02

Capitol 84.02

Denumire	CodIndicator	Credite de angajament	Credite bugetare initiale	Credite bugetare trimestriale	Angajamente bugetare	Angajamente legale	Plati efectuate	Angajamente legale de platit	Cheltuieli efective
TOTAL CHELTUIELI	00	26,006,790	16,982,570	16,058,570	9,153,509	9,153,509	6,363,242	2,790,267	4,440,519
CHELTUIELI CURENTE	01	5,140,000	5,140,000	4,216,000	3,463,726	3,463,726	2,732,114	731,612	2,721,803
TITLUL I CHELTUIELI DE PERSONAL	10	800,000	800,000	601,500	470,225	470,225	470,225	0	481,401
Cheltuieli salariale in bani	10.01	633,000	633,000	472,000	373,469	373,469	373,469	0	390,130
Salarii de baza	10.01.01	604,000	604,000	448,750	356,206	356,206	356,206	0	373,185
Sporuri pentru conditii de munca	10.01.05	8,000	8,000	5,250	3,948	3,948	3,948	0	3,417
Alte sporuri	10.01.06	18,000	18,000	15,750	13,315	13,315	13,315	0	13,528
Indemnizatii de delegare	10.01.13	3,000	3,000	2,250	0	0	0	0	0
Contributii	10.03	167,000	167,000	129,500	96,756	96,756	96,756	0	91,271
Contributii de asigurari sociale de stat	10.03.01	103,000	103,000	76,000	61,615	61,615	61,615	0	64,649
Contributii de asigurari de somaj	10.03.02	4,000	4,000	3,000	1,869	1,869	1,869	0	1,959
Contributii de asigurari sociale de sanatate	10.03.03	36,000	36,000	27,000	19,433	19,433	19,433	0	20,366
Contributii de asigurari pentru accidente de munca si boli profesionale	10.03.04	2,000	2,000	1,500	922	922	922	0	968
Contributii pentru concedii si indemnizatii	10.03.06	22,000	22,000	22,000	12,917	12,917	12,917	0	3,329
TITLUL II BUNURI SI SERVICII	20	4,340,000	4,340,000	3,614,500	2,993,501	2,993,501	2,261,889	731,612	2,240,402
Bunuri si servicii	20.01	1,327,000	1,327,000	1,009,250	934,278	934,278	843,831	90,447	956,090
Furnituri de birou	20.01.01	2,000	2,000	1,750	34	34	34	0	34
Apa, canal si salubritate	20.01.04	1,000,000	1,000,000	750,000	742,354	742,354	653,941	88,413	742,354
Materiale si prestari de servicii cu caracter functional	20.01.09	90,000	90,000	67,500	60,159	60,159	58,464	1,695	59,652
Alte bunuri si servicii pentru intretinere si functionare	20.01.30	235,000	235,000	190,000	131,731	131,731	131,392	339	154,050
Reparatii curente	20.02	2,580,000	2,580,000	2,280,000	1,920,927	1,920,927	1,283,762	637,165	1,283,761
Bunuri de natura obiectelor de inventar	20.05	418,000	418,000	314,000	137,745	137,745	133,745	4,000	0
Uniforme si echipament	20.05.01	16,000	16,000	12,000	11,889	11,889	11,889	0	0
Alte obiecte de inventar	20.05.30	402,000	402,000	302,000	125,856	125,856	121,856	4,000	0
Protectia muncii	20.14	3,000	3,000	2,250	551	551	551	0	551
Alte cheltuieli	20.30	12,000	12,000	9,000	0	0	0	0	0
Alte cheltuieli cu bunuri si servicii	20.30.30	12,000	12,000	9,000	0	0	0	0	0

70. CHELTUIELI DE CAPITAL (70=71+72)	70	20,866,790	11,846,000	11,846,000	5,693,206	5,693,206	3,634,551	2,058,655	1,718,716
TITLUL XIII ACTIVE NEFINANCIARE	71	19,066,790	10,046,000	10,046,000	3,893,206	3,893,206	1,834,551	2,058,655	1,718,716
Active fixe (inclusiv reparatii capitale)	71.01	19,066,790	10,046,000	10,046,000	3,893,206	3,893,206	1,834,551	2,058,655	1,718,716
Constructii	71.01.01	17,426,790	8,406,000	8,406,000	3,796,816	3,796,816	1,738,161	2,058,655	1,669,814
Masini, echipamente si mijloace de transport	71.01.02	416,000	416,000	416,000	0	0	0	0	6,535
Alte active fixe (inclusiv reparatii capitale)	71.01.30	1,224,000	1,224,000	1,224,000	96,390	96,390	96,390	0	42,367
TITLUL XIV ACTIVE FINANCIARE	72	1,800,000	1,800,000	1,800,000	1,800,000	1,800,000	1,800,000	0	0
Active financiare	72.01	1,800,000	1,800,000	1,800,000	1,800,000	1,800,000	1,800,000	0	0
Participare la capitalul social al societatiilor comerciale	72.01.01	1,800,000	1,800,000	1,800,000	1,800,000	1,800,000	1,800,000	0	0
TITLUL XIX PLATI EFECTUATE IN ANII PRECEDENTI SI RECUPERATE IN ANUL CURENT	85	0	-3,430	-3,430	-3,423	-3,423	-3,423	0	0
Plati efectuate in anii precedenti si recuperate in anul curent	85.01	0	-3,430	-3,430	-3,423	-3,423	-3,423	0	0
Plati efectuate in anii precedenti si recuperate in anul curent in sectiunea de functionare a bugetului local	85.01.01	0	-3,430	-3,430	-3,423	-3,423	-3,423	0	0

PRIMAR,
Cristi Valentin Misaila



DIRECTOR EXECUTIV,

Carmin Grosu

Sef serviciu buget-contabilitate,


Poiana Simona

Contul de executie al bugetului institutiilor publice la data de 30.09.2017
sursa de finantare : 10

Cod Indicator	Denumire	Prev. bug. initiale	Prev. bug. trim./def.	Drepturi const. TOTAL	Drepturi const. din anii precedenti	Drepturi const. anul curent	Incasari realizate	Stingeri pe alte cai decat incasari	Drepturi const. de incasat
V	TOTAL VENITURI	20,074,650	16,518,200	13,233,637	104,441	13,129,196	13,272,767	0	-39,130
I	I. VENITURI CURENTE	4,904,140	3,623,090	2,759,933	104,441	2,655,492	2,799,063	0	-39,130
C	C. VENITURI NEFISCALE	4,904,140	3,623,090	2,759,933	104,441	2,655,492	2,799,063	0	-39,130
C1	C1. VENITURI DIN PROPRIETATE	395,350	318,150	156,046	-42,047	198,093	225,326	0	-69,280
30.10	Venituri din proprietate	395,350	318,150	156,046	-42,047	198,093	225,326	0	-69,280
30.10.05	Venituri din concesiuni si inchirieri	366,350	300,650	156,046	-42,047	198,093	225,326	0	-69,280
30.10.05.30	Alte venituri din concesiuni si inchirieri de catre institutiile publice	366,350	300,650	156,046	-42,047	198,093	225,326	0	-69,280
30.10.50	Alte venituri din proprietate	29,000	17,500	0	0	0	0	0	0
C2	C2. VANZARI DE BUNURI SI SERVICII	4,508,790	3,304,940	2,603,887	146,488	2,457,399	2,573,737	0	30,150
33.10	Venituri din prestari de servicii si alte activitati	4,162,040	3,015,140	2,314,749	146,488	2,168,261	2,284,599	0	30,150
33.10.05	Taxe si alte venituri in invatamant	885,300	656,500	433,478	22,420	411,058	418,330	0	15,148
33.10.08	Venituri din prestari de servicii	49,000	32,000	18,371	87,880	-69,509	17,371	0	1,000
33.10.13	Contributia de intretinere a persoanelor asistate	0	0	0	25,537	-25,537	0	0	0
33.10.14	Contributia elevilor si studentilor pt internate, camine si cantine	2,456,500	1,742,400	1,458,423	-3,563	1,461,986	1,482,700	0	-24,277
33.10.19	Venituri din serbari si spectacole scolare, manifestari culturale, artistice si sportive	405,000	282,000	178,945	6,700	172,245	170,836	0	8,109
33.10.50	Alte venituri din prestari de servicii si alte activitati	366,240	302,240	225,532	7,514	218,018	195,362	0	30,170
34.10	Venituri din taxe administrative, eliberari permise	295,000	238,050	226,478	0	226,478	226,478	0	0
34.10.50	Alte venituri din taxe administrative, eliberari permise	295,000	238,050	226,478	0	226,478	226,478	0	0
36.10	Diverse venituri	0	0	114	0	114	114	0	0
36.10.50	Alte venituri	0	0	114	0	114	114	0	0
37.10	Transferiri voluntare, altele decat subventiile	51,750	51,750	62,546	0	62,546	62,546	0	0
37.10.01	Donatii si sponsorizari	51,750	51,750	62,546	0	62,546	62,546	0	0
III	III. OPERATIUNI FINANCIARE	839,800	839,800	329,104	0	329,104	329,104	0	0
40.10	Incasari din rambursarea imprumuturilor acordate	70,000	70,000	4,740	0	4,740	4,740	0	0
40.10.15	Sume utilizate din excedentul anului precedent pentru efectuarea de cheltuieli	70,000	70,000	4,740	0	4,740	4,740	0	0
40.10.15.01	Sume utilizate de administratiile locale din excedentul anului precedent pentru sectiunea de functionare	0	0	4,740	0	4,740	4,740	0	0
40.10.15.02	Sume utilizate de administratiile locale din excedentul anului precedent pentru sectiunea dezvoltare	70,000	70,000	0	0	0	0	0	0
41.10	Alte operatiuni financiare	769,800	769,800	324,364	0	324,364	324,364	0	0
41.10.06	Sume din excedentul anului precedent pentru acoperirea goliurilor temporare de casa	769,800	769,800	324,364	0	324,364	324,364	0	0
IV	IV. SUBVENTII	14,330,710	12,055,310	10,144,600	0	10,144,600	10,144,600	0	0
00.18	SUBVENTII DE LA ALTE NIVELE ALE ADMINISTRATIEI PUBLICE	14,330,710	12,055,310	10,144,600	0	10,144,600	10,144,600	0	0

43.10	Subventii de la alte administratii	14,330,710	12,055,310	10,144,600	0	10,144,600	10,144,600	0	0
43.10.09	Subventii pentru institutii publice	14,242,500	11,967,100	10,096,500	0	10,096,500	10,096,500	0	0
43.10.19	Subventii pentru institutii publice destinate sectiunii de dezvoltare	88,210	88,210	48,100	0	48,100	48,100	0	0

PRIMAR,
Cristi Valentin Misaila




DIRECTOR EXECUTIV
Carmen Grosu

Sef serviciu buget-contabilitate,
Poiana Simona

Contul de executie al bugetului institutiilor publice la data de 30.09.2017
sursa de finantare : 10

Denumire	CodIndicator	Credite de angajament	Credite bugetare initiale	Credite bugetare trimestriale	Angajamente bugetare	Angajamente legale	Plati efectuate	Angajamente legale de platit	Cheltuieli efective
TOTAL CHELTUIELI	C	20,074,650	20,074,650	16,518,290	12,451,521	12,451,521	11,382,109	1,069,412	11,941,364
Partea I-a SERVICII PUBLICE GENERALE	50.10	1,460,500	1,460,500	1,178,650	1,163,894	1,163,894	812,109	351,785	902,146
Alte servicii publice generale	54.10	1,460,500	1,460,500	1,178,650	1,163,894	1,163,894	812,109	351,785	902,146
Servicii publice comunitare de evidenta a persoanelor	54.10.10	1,460,500	1,460,500	1,178,650	1,163,894	1,163,894	812,109	351,785	902,146
Partea a III-a CHELTUIELI SOCIAL-CULTURALE	64.10	18,614,150	18,614,150	15,339,640	11,287,627	11,287,627	10,570,000	717,627	11,039,218
INVATAMANT	65.10	4,808,940	4,808,940	3,767,930	2,221,921	2,221,921	2,075,387	146,534	2,389,842
Invatamant prescolar si primar	65.10.03	2,134,740	2,134,740	1,646,940	1,052,674	1,052,674	951,246	101,428	1,169,825
Invatamant prescolar	65.10.03.01	1,984,600	1,984,600	1,512,400	999,844	999,844	926,876	72,968	1,049,150
Invatamant primar	65.10.03.02	150,140	150,140	134,540	52,830	52,830	24,370	28,460	120,675
Invatamant secundar	65.10.04	1,876,200	1,876,200	1,522,490	733,815	733,815	724,454	9,361	821,977
Invatamant secundar superior	65.10.04.02	1,876,200	1,876,200	1,522,490	733,815	733,815	724,454	9,361	821,977
Invatamant postliceal	65.10.05	798,000	798,000	598,500	435,432	435,432	399,687	35,745	398,040
Cultura, recreere si religie	67.10	13,805,210	13,805,210	11,571,710	9,065,706	9,065,706	8,494,613	571,093	8,649,376
Servicii culturale	67.10.03	6,390,210	6,390,210	5,096,710	4,567,419	4,567,419	3,996,326	571,093	4,210,594
Institutiile publice de spectacole si concerte	67.10.03.04	4,870,210	4,870,210	3,953,760	3,585,699	3,585,699	3,015,773	569,926	3,135,694
Casa de cultura	67.10.03.06	1,520,000	1,520,000	1,142,950	981,720	981,720	980,553	1,167	1,074,900
Servicii recreative si sportive	67.10.05	7,415,000	7,415,000	6,475,000	4,498,287	4,498,287	4,498,287	0	4,438,782
Sport	67.10.05.01	7,415,000	7,415,000	6,475,000	4,498,287	4,498,287	4,498,287	0	4,438,782

PRIMAR,
Cristi Valentin Misaila



DIRECTOR EXECUTIV,
Carmen Giosu

Sef serviciu buget-contabilitate,
Poiana Simona

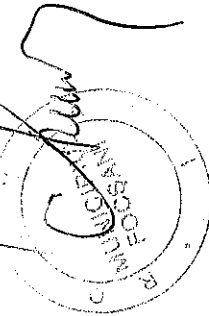
Contul de executie al bugetului institutiilor publice la data de 30.09.2017
sursa de finantare : 10

Capitol 54.10

Denumire	CodIndicator	Credite de angajament	Credite bugetare initiale	Credite bugetare trimestriale	Angajamente bugetare	Angajamente legale	Plati efectuate	Angajamente legale de platit	Cheltuieli efective
TOTAL CHELTUIELI	00	1,460,500	1,460,500	1,178,650	1,163,894	1,163,894	812,109	351,785	902,146
CHELTUIELI CURENTE	01	1,450,000	1,450,000	1,168,150	1,213,264	1,213,264	861,479	351,785	900,175
TITLUL I CHELTUIELI DE PERSONAL	10	1,208,000	1,208,000	956,800	1,066,733	1,066,733	744,504	322,229	751,619
Cheltuieli salariale in bani	10.01	1,025,000	1,025,000	818,800	883,733	883,733	617,526	266,207	616,179
Salarii de baza	10.01.01	1,023,700	1,023,700	817,700	883,700	883,700	617,493	266,207	616,146
Indemnizatii plătite unor persoane din afara unitatii	10.01.12	300	300	300	33	33	33	0	33
Indemnizatii de delegare	10.01.13	1,000	1,000	800	0	0	0	0	0
Contributii	10.03	183,000	183,000	138,000	183,000	183,000	126,978	56,022	135,440
Contributii de asigurari sociale de stat	10.03.01	129,000	129,000	96,000	129,000	129,000	87,831	41,169	94,438
Contributii de asigurari de somaj	10.03.02	4,000	4,000	3,500	4,000	4,000	2,773	1,227	2,986
Contributii de asigurari sociale de sanatate	10.03.03	42,000	42,000	32,000	42,000	42,000	29,736	12,264	32,043
Contributii de asigurari pentru accidente de munca si boli profesionale	10.03.04	1,000	1,000	850	1,000	1,000	832	168	896
Contributii pentru concedii si indemnizatii	10.03.06	7,000	7,000	5,650	7,000	7,000	5,806	1,194	5,077
TITLUL II BUNURI SI SERVICII	20	242,000	242,000	211,350	146,531	146,531	116,975	29,556	148,556
Bunuri si servicii	20.01	122,000	122,000	102,250	70,937	70,937	66,631	4,306	77,299
Furnituri de birou	20.01.01	12,000	12,000	8,500	3,427	3,427	3,427	0	7,153
Materiale pentru curatenie	20.01.02	1,000	1,000	500	0	0	0	0	712
Incalzit, iluminat si forta motrica	20.01.03	16,000	16,000	15,000	13,896	13,896	13,869	27	13,896
-incalzire-sistem centralizat (ENET)	20.01.03.01	12,000	12,000	12,000	11,886	11,886	11,886	0	11,886
- energie electrica (ELECTRICA)	20.01.03.04	4,000	4,000	3,000	2,010	2,010	1,983	27	2,010
Apa, canal si salubritate	20.01.04	3,000	3,000	2,750	1,839	1,839	1,746	93	1,839
Carburanti si lubrifianti	20.01.05	3,000	3,000	2,000	0	0	0	0	1,850
Posta, telecomunicatii, radio, tv, internet	20.01.08	12,000	12,000	9,000	8,237	8,237	8,237	0	8,237
Alte bunuri si servicii pentru intretinere si functionare	20.01.30	75,000	75,000	64,500	43,538	43,538	39,352	4,186	43,612
Bunuri de natura obiectelor de inventar	20.05	10,000	10,000	7,500	4,337	4,337	4,337	0	0
Alte obiecte de inventar	20.05.30	10,000	10,000	7,500	4,337	4,337	4,337	0	0
Deplasari, detasari, transferari	20.06	30,000	30,000	30,000	19,692	19,692	19,692	0	19,692
Deplasari interne, detasari, transferari	20.06.01	30,000	30,000	30,000	19,692	19,692	19,692	0	19,692

Carti, publicatii si materiale documentare	20.11	1,000	1,000	1,000	1,000	0	0	0	0	0	0
Pregatire profesionala	20.13	9,000	9,000	9,000	9,000	3,400	3,400	3,400	0	0	3,400
Alte cheltuieli	20.30	70,000	70,000	70,000	70,000	48,165	48,165	22,915	25,250	25,250	48,165
Chirii	20.30.04	70,000	70,000	70,000	70,000	48,165	48,165	22,915	25,250	25,250	48,165
70. CHELTUIELI DE CAPITAL (70=71+72)	70	10,500	10,500	10,500	10,500	5,593	5,593	5,593	0	0	1,971
TITLUL XIII ACTIVE NEFINANCIARE	71	10,500	10,500	10,500	10,500	5,593	5,593	5,593	0	0	1,971
Active fixe (inclusiv reparatii capitale)	71.01	10,500	10,500	10,500	10,500	5,593	5,593	5,593	0	0	1,971
Masini, echipamente si mijloace de transport	71.01.02	10,500	10,500	10,500	10,500	5,593	5,593	5,593	0	0	1,971
TITLUL XIX PLATI EFECTUATE IN ANII PRECEDENTI SI RECUPERATE IN ANUL CURENT	85	0	0	0	0	-54,963	-54,963	-54,963	0	0	0
Plati efectuate in anii precedenti si recuperate in anul curent	85.01	0	0	0	0	-54,963	-54,963	-54,963	0	0	0
Plati efectuate in anii precedenti si recuperate in anul curent in sectiunea de functionare a bugetului local	85.01.01	0	0	0	0	-54,963	-54,963	-54,963	0	0	0

PRIMAR,
Cristi Valentin Misaila



DIRECTOR EXECUTIV,
Carmen Giosu

Sef serviciu buget-contabilitate,
Poiana Simona

Contul de executie al bugetului institutiilor publice la data de 30.09.2017
sursa de finantare : 10

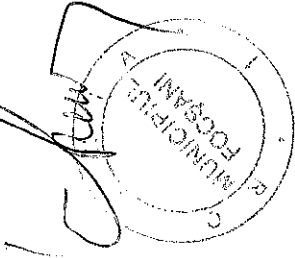
Capitol 65.10

Denumire	CodIndicator	Credite de angajament	Credite bugetare initiale	Credite bugetare trimestriale	Angajamente bugetare	Angajamente legale	Plati efectuate	Angajamente legale de platit	Cheltuieli efective
TOTAL CHELTUIELI	00	4,808,940	4,808,940	3,767,930	2,221,921	2,221,921	2,075,387	146,534	2,389,842
CHELTUIELI CURENTE	01	4,738,940	4,738,940	3,697,930	2,222,457	2,222,457	2,075,923	146,534	2,303,095
TITLUL I CHELTUIELI DE PERSONAL	10	799,540	799,540	617,440	542,617	542,617	458,078	84,539	467,898
Cheltuieli salariale in bani	10.01	641,820	641,820	495,920	442,821	442,821	373,585	69,236	381,864
Salarii de baza	10.01.01	210,450	210,450	159,450	155,050	155,050	127,959	27,091	137,800
Alte sporuri	10.01.06	25,000	25,000	18,000	12,464	12,464	11,526	938	10,179
Fond aferent plati cu ora	10.01.11	368,000	368,000	280,100	237,762	237,762	216,063	21,699	195,521
Alte drepturi salariale in bani	10.01.30	38,370	38,370	38,370	37,545	37,545	18,037	19,508	38,364
Contributii	10.03	157,720	157,720	121,520	99,796	99,796	84,493	15,303	86,034
Contributii de asigurari sociale de stat	10.03.01	99,850	99,850	76,950	70,188	70,188	59,390	10,798	60,547
Contributii de asigurari de somaj	10.03.02	4,930	4,930	3,730	2,080	2,080	1,753	327	1,794
Contributii de asigurari sociale de sanatate	10.03.03	36,870	36,870	28,770	23,068	23,068	19,571	3,497	19,856
Contributii de asigurari pentru accidente de munca si boli profesionale	10.03.04	4,510	4,510	3,110	716	716	607	109	618
Contributii pentru concedii si indemnizatii	10.03.06	11,560	11,560	8,960	3,744	3,744	3,172	572	3,219
TITLUL II BUNURI SI SERVICII	20	3,864,400	3,864,400	3,005,490	1,652,550	1,652,550	1,590,555	61,995	1,771,600
Bunuri si servicii	20.01	741,100	741,100	634,600	216,509	216,509	211,260	5,249	212,158
Furnituri de birou	20.01.01	25,400	25,400	21,300	3,527	3,527	3,485	42	2,890
Materiale pentru curatenie	20.01.02	32,200	32,200	25,300	7,488	7,488	7,488	0	7,573
Incalzit, Iluminat si forta motrica	20.01.03	103,700	103,700	78,500	39,229	39,229	35,697	3,532	38,522
-incalzire-sistem centralizat (ENET)	20.01.03.01	53,000	53,000	39,300	24,181	24,181	24,181	0	24,181
-incalzire cu gaze (Distrigaz)	20.01.03.02	22,000	22,000	16,000	4,662	4,662	4,516	146	3,955
- energie electrica (ELECTRICA)	20.01.03.04	28,700	28,700	23,200	10,386	10,386	7,000	3,386	10,386
Apa, canal si salubritate	20.01.04	34,300	34,300	28,400	14,689	14,689	14,689	0	14,689
Carburanti si lubrifianti	20.01.05	56,200	56,200	55,200	10,759	10,759	10,267	492	9,095
Piese de schimb	20.01.06	14,300	14,300	13,000	507	507	507	0	507
Transport	20.01.07	2,500	2,500	1,700	789	789	789	0	789
Posta, telecomunicatii, radio, tv, internet	20.01.08	61,700	61,700	47,800	15,020	15,020	14,680	340	14,443
Materiale si prestari de servicii cu caracter functional	20.01.09	96,100	96,100	85,100	32,531	32,531	32,531	0	32,502

Alte bunuri si servicii pentru intretinere si functionare	20.01.30	314,700	314,700	278,300	91,970	91,970	91,127	843	91,148
Reparatii curente	20.02	157,600	157,600	148,000	32,137	32,137	32,137	0	32,137
Hirana	20.03	2,552,700	2,552,700	1,865,590	1,309,918	1,309,918	1,258,003	51,915	1,351,380
Hirana pentru oameni	20.03.01	2,552,700	2,552,700	1,865,590	1,309,918	1,309,918	1,258,003	51,915	1,351,380
Medicamente si materiale sanitare	20.04	18,400	18,400	12,600	438	438	438	0	438
Medicamente	20.04.01	2,000	2,000	1,300	438	438	438	0	438
Materiale sanitare	20.04.02	4,000	4,000	2,800	0	0	0	0	0
Reactivi	20.04.03	2,000	2,000	1,300	0	0	0	0	0
Dezinfectanti	20.04.04	10,400	10,400	7,200	0	0	0	0	0
Bunuri de natura obiectelor de inventar	20.05	249,300	249,300	216,400	48,438	48,438	43,607	4,831	149,426
Uniforme si echipament	20.05.01	0	0	0	0	0	0	0	146
Lenjerie si accesorii de pat	20.05.03	16,000	16,000	15,000	2,991	2,991	2,991	0	1,364
Alte obiecte de inventar	20.05.30	233,300	233,300	201,400	45,447	45,447	40,616	4,831	147,916
Deplasari, detasari, transferari	20.06	6,300	6,300	5,500	1,489	1,489	1,489	0	1,489
Deplasari interne, detasari, transferari	20.06.01	6,300	6,300	5,500	1,489	1,489	1,489	0	1,489
Materiale de laborator	20.09	1,000	1,000	700	0	0	0	0	0
Carti, publicatii si materiale documentare	20.11	4,000	4,000	3,300	400	400	400	0	0
Pregatire profesionala	20.13	3,000	3,000	1,300	0	0	0	0	0
Protectia muncii	20.14	14,300	14,300	11,300	0	0	0	0	0
Alte cheltuieli	20.30	116,700	116,700	106,200	43,221	43,221	43,221	0	24,572
Prime de asigurare non-viata	20.30.03	3,000	3,000	3,000	0	0	0	0	0
Alte cheltuieli cu bunuri si servicii	20.30.30	113,700	113,700	103,200	43,221	43,221	43,221	0	24,572
TITLUL VIII PROIECTE CU FINANTARE DIN FONDURI EXTERNE NERAMBURSABILE(FEN) POSTADERARE	56	0	0	0	0	0	0	0	36,307
Programa din Fondul Social European	56.02	0	0	0	0	0	0	0	36,307
Finantarea nationala **)	56.02.01	0	0	0	0	0	0	0	36,307
TITLUL IX ASISTENTA SOCIALA	57	75,000	75,000	75,000	27,290	27,290	27,290	0	27,290
Ajutoare sociale	57.02	75,000	75,000	75,000	27,290	27,290	27,290	0	27,290
Ajutoare sociale in numerar	57.02.01	75,000	75,000	75,000	27,290	27,290	27,290	0	27,290
70. CHELTUIELI DE CAPITAL (70=71+72)	70	70,000	70,000	70,000	0	0	0	0	86,747
TITLUL XIII ACTIVE NEFINANCIARE	71	70,000	70,000	70,000	0	0	0	0	86,747
Active fixe (inclusiv reparatii capitale)	71.01	70,000	70,000	70,000	0	0	0	0	86,747
Constructii	71.01.01	0	0	0	0	0	0	0	27,405
Masini, echipamente si mijloace de transport	71.01.02	70,000	70,000	70,000	0	0	0	0	981
Mobilier, aparatura biroutica si alte active corporale	71.01.03	0	0	0	0	0	0	0	43,548
Alte active fixe (inclusiv reparatii capitale)	71.01.30	0	0	0	0	0	0	0	14,813
TITLUL XIX PLATI EFECTUATE IN ANII PRECEDENTI SI RECUPERATE IN ANUL CURENT	85	0	0	0	-536	-536	-536	0	0
Plati efectuate in anii precedenti si recuperate in anul curent	85.01	0	0	0	-536	-536	-536	0	0

Plati efectuate in anii precedenti si recuperate in anul current in sectiunea de functionare a bugetului local	85.01.01	0	0	0	-536	-536	-536	0	0
---	----------	---	---	---	------	------	------	---	---

PRIMAR,
Cristi Valentin Misaila



DIRECTOR EXECUTIV,
Carmen Grosu


Sef serviciu buget-contabilitate,
Poieana Simona

Contul de executie al bugetului institutiilor publice la data de 30.09.2017
sursa de finantare : 10

Capitol 67.10

Denumire	CodIndicator	Credite de angajament	Credite bugetare initiale	Credite bugetare trimestriale	Angajamente bugetare	Angajamente legale	Plati efectuate	Angajamente legale de platit	Cheltuieli efective
TOTAL CHELTUIELI	00	13,805,210	13,805,210	11,571,710	9,065,706	9,065,706	8,494,613	571,093	8,649,376
CHELTUIELI CURENTE	01	13,727,500	13,727,500	11,494,000	9,071,692	9,071,692	8,500,599	571,093	8,600,933
TITLUL I CHELTUIELI DE PERSONAL	10	3,344,500	3,344,500	2,387,550	2,808,008	2,808,008	2,241,255	566,753	2,374,665
Cheltuieli salariale in bani	10.01	2,758,200	2,758,200	1,926,000	2,297,704	2,297,704	1,803,982	493,722	1,912,490
Salarii de baza	10.01.01	2,697,700	2,697,700	1,875,000	2,272,222	2,272,222	1,789,041	483,181	1,897,549
Indemnizatii de delegare	10.01.13	60,500	60,500	51,000	25,482	25,482	14,941	10,541	14,941
Contributii	10.03	586,300	586,300	461,550	510,304	510,304	437,273	73,031	462,175
Contributii de asigurari sociale de stat	10.03.01	411,600	411,600	330,100	371,536	371,536	316,212	55,324	334,429
Contributii de asigurari de somaj	10.03.02	14,900	14,900	10,000	11,734	11,734	8,598	3,136	8,913
Contributii de asigurari sociale de sanatate	10.03.03	116,600	116,600	96,000	101,427	101,427	93,654	7,773	98,945
Contributii de asigurari pentru accidente de munca si boli profesionale	10.03.04	16,900	16,900	7,000	8,422	8,422	5,943	2,479	6,258
Contributii pentru concedii si indemnizatii	10.03.06	26,300	26,300	18,450	17,185	17,185	12,866	4,319	13,630
TITLUL II BUNURI SI SERVICII	20	10,383,000	10,383,000	9,106,450	6,263,684	6,263,684	6,259,344	4,340	6,226,268
Bunuri si servicii	20.01	1,163,500	1,163,500	1,027,000	559,809	559,809	556,914	2,895	558,153
Furnituri de birou	20.01.01	8,000	8,000	6,900	2,258	2,258	2,258	0	2,130
Materiale pentru curatenie	20.01.02	10,500	10,500	8,700	1,652	1,652	1,652	0	4,167
Incalzit, Iluminat si forta motrica	20.01.03	431,000	431,000	364,700	256,697	256,697	254,855	1,842	252,234
-incalzire-sistem centralizat (ENET)	20.01.03.01	289,000	289,000	237,000	146,137	146,137	146,137	0	146,137
-incalzire cu gaze (Distrigaz)	20.01.03.02	80,000	80,000	74,100	74,559	74,559	73,534	1,025	74,559
- energie electrica (ELECTRICA)	20.01.03.04	62,000	62,000	53,600	36,001	36,001	35,184	817	31,538
Apa, canal si salubritate	20.01.04	106,500	106,500	96,000	41,195	41,195	41,195	0	41,195
Carburanti si lubrifianti	20.01.05	11,500	11,500	10,750	3,892	3,892	3,892	0	3,892
Piese de schimb	20.01.06	4,000	4,000	3,250	0	0	0	0	0
Posta, telecomunicatii, radio, tv, internet	20.01.08	34,500	34,500	26,100	21,084	21,084	21,084	0	21,312
Materiale si prestari de servicii cu caracter functional	20.01.09	416,500	416,500	393,500	168,781	168,781	168,781	0	170,686
Alte bunuri si servicii pentru intretinere si functionare	20.01.30	141,000	141,000	117,100	64,250	64,250	63,197	1,053	62,537
Reparatii curente	20.02	187,000	187,000	187,000	102,244	102,244	102,244	0	102,244
Medicamente si materiale sanitare	20.04	231,000	231,000	207,500	30,772	30,772	30,772	0	30,502

Medicamente	20.04.01	221,000	221,000	199,000	30,772	30,772	0	30,502
Materiale sanitare	20.04.02	10,000	10,000	8,500	0	0	0	0
Bunuri de natura obiectelor de inventar	20.05	344,000	344,000	314,700	145,200	145,200	0	44,871
Uniforme si echipament	20.05.01	246,000	246,000	226,000	110,000	110,000	0	2,141
Alte obiecte de inventar	20.05.30	98,000	98,000	88,700	35,200	35,200	0	42,730
Deplasari, detasari, transferari	20.06	45,900	45,900	34,750	11,337	11,337	0	11,337
Deplasari interne, detasari, transferari	20.06.01	39,400	39,400	34,750	11,337	11,337	0	11,337
Deplasari in strainatate	20.06.02	6,500	6,500	0	0	0	0	0
Carti, publicatii si materiale documentare	20.11	1,000	1,000	750	0	0	0	0
Pregatire profesionala	20.13	11,600	11,600	11,600	6,440	6,440	0	0
Alte cheltuieli	20.30	8,399,000	8,399,000	7,323,150	5,407,882	5,407,882	1,445	6,440
Reclama si publicitate	20.30.01	5,000	5,000	4,000	305	305	0	305
Chirii	20.30.04	270,000	270,000	250,000	97,972	97,972	0	97,972
Alte cheltuieli cu bunuri si servicii	20.30.30	8,124,000	8,124,000	7,069,150	5,309,605	5,309,605	1,445	5,374,444
70. CHELTUIELI DE CAPITAL (70=71+72)	70	77,710	77,710	77,710	42,456	42,456	0	48,443
TITLUL XIII ACTIVE NEFINANCIARE	71	77,710	77,710	77,710	42,456	42,456	0	48,443
Active fixe (inclusiv reparatii capitale)	71.01	77,710	77,710	77,710	42,456	42,456	0	48,443
Constructii	71.01.01	0	0	0	0	0	0	0
Masini, echipamente si mijloace de transport	71.01.02	77,710	77,710	77,710	42,456	42,456	0	34,380
Mobilier, aparatura birou si alte active corporale	71.01.03	0	0	0	0	0	0	14,054
TITLUL XIX PLATI EFECTUATE IN ANII PRECEDENTI SI RECUPERATE IN ANUL CURENT	85	0	0	0	-48,442	-48,442	0	0
Plati efectuate in anii precedenti si recuperate in anul curent	85.01	0	0	0	-48,442	-48,442	0	0
Plati efectuate in anii precedenti si recuperate in anul curent in sectiunea de functionare a bugetului local	85.01.01	0	0	0	-48,442	-48,442	0	0



DIRECTOR EXECUTIV,

Carmen Grosu

Sef serviciu buget-contabilitate,
Poiana Simona